



WebPress

QUAD STACK™

SINGLE OSCILLATOR
22-3/4

PARTS CATALOG

6/27/2019



Web Press LLC

701 East D Street
Tacoma, Washington 98421
Telephone – (253) 620-4747 Fax – (253) 722-0378
www.webpressllc.com

Revised 6/10/15 to update obsolete part numbers

Revised 2/6/18 to clarify previously excluded part numbers

Revised 3/28/18 to correct typos and remove lists from 3D
drawings

Revised 5/25/18 to change wording "Impression" to "Form"



QUAD STACK™ SINGLE OSCILLATOR, 22-3/4



TABLE OF CONTENTS

	PAGE		PAGE		PAGE
QUAD-STACK™, SINGLE OSCILLATOR, 22-3/4" 524000000	1	INK TRANSFER ROLLERS 520107000	26-27	FRAME TOP ASSEMBLY 520220000	58-59
SINGLE DECK ASSEMBLY 520100000	2-3	OSCILLATOR ROLLER ASSEMBLY 520108000	28-29	DRIVE ASSEMBLY DECK TO DECK– 520310000 BASE TO DECK–520320000	60-61 62-63
SINGLE OSCILLATOR FRAME ASSEMBLY 520101000	4-5	OSCILLATOR MECHANISM <i>On Machines Prior to B44-217</i> PAGE 1 – 520108100 PAGE 2 – 520108200	30-31 34-35	BLANKET CYLINDER DECK 1 –520340000 DECK 2–520350000	64-65 66-67
BLANKET CYLINDER ASSEMBLY 520102000	6-7	<i>On Machines after B44-218</i> PAGE 1 – 520108101 PAGE 2 – 520108201	32-33 36-37	PLATE CYLINDER DECK 1–520360000 DECK 2–520370000	68-69 70-71
NARROW GAP BLANKET CYLINDER ASSEMBLY – OPTION 520102001	8-10	FORM ROLLER ASSEMBLY 520109000	38-39	DRIVE GUARD ASSEMBLY 524300000	72-73
PLATE CYLINDER ASSEMBLY 520103000	12-13	ON / OFF FORM SHAFT 520110000	40-41	AIR PIPING SYSTEM 524410000	74-75
INK FOUNTAIN ASSEMBLY 520104000	14-15	WATER PAN ASSEMBLY 520111000	42-43	INK TRAIN GUARD ASSEMBLY 524500000	76-77
INK FOUNTAIN ASSEMBLY WITH LEVER KEYS – OPTION 520104001	16-17	BRUSH MODULE ASSEMBLY PAGE 1– 520112100 PAGE 2– 520112200	44-45 46-47	LUBRICATION SYSTEM ASSEMBLY 524510000	78-80
INK FOUNTAIN ASSEMBLY WITH SEGMENTED BLADES – OPTION 520104002	18-19	WATER DRIVE ASSEMBLY 520113000	48-49	OPERATOR DOORS – STANDARD 524610000	82-83
INK FOUNTAIN ASSEMBLY WITH SEGMENTED BLADES AND EPG – OPTION 520104003	20-21	BRUSH DRIVE ASSEMBLY 520114000	50-51	WATER SYSTEM 524710000	84-85
INK FOUNTAIN ROLLER ASSEMBLY 520105000	22-23	WATER ADJUSTMENT GUARDS 520115000	52-53	SPEED CONTROLLERS – STANDARD 524800000	86-87
INK SKIMMER ASSEMBLY 520106000	24-25	INPUT AND IDLER PINIONS 520116000	54-55	PNEUMATIC ASSEMBLY 524910000	88
		BASE FRAME ASSEMBLY 520210000	56-57	INDEXES ALPHABETICAL NUMERICAL	ALPHA 1-27 NUM 1-25


ITEM NO.	PART NUMBER	DESCRIPTION	QTY.
1	11011800	TIMING DIAL, BLANKET CYLINDER	1
2	11029980	KEY, HANDWHEEL	2
3	520100000	ASSEMBLY, SINGLE DECK	4
4	520210000	ASSEMBLY, STANDARD BASE FRAME	1
5	520220000	ASSEMBLY, FRAME TOP	1
6	520310000	DRIVE ASS'Y DECK TO DECK	3
7	520320000	DRIVE ASS'Y BASE TO DECK	1
8	520340000	DRIVE ASS'Y BLANKET CYL. DECK 1	2
9	520350000	DRIVE ASS'Y BLANKET CYL. DECK 2	2
10	520360000	DRIVE ASS'Y PLATE CYL. DECK 1	2
11	520370000	DRIVE ASS'Y PLATE CYL. DECK 2	2
12	524300000	DRIVE GUARD ASSEMBLY	1
13	524410000	HEAT REMOVAL SYSTEM	1
14	524500000	ASS'Y. INK TRAIN GUARDS 4 HI	1
15	524510000	LUBRICATION SYSTEM ASSEMBLY	1
16	524610000	STANDARD OPERATOR DOORS	1
17	524710000	WATER SYSTEM SGL. OSC 4 HIGH	1
18	524800000	SPEED CONTROLERS, STANDARD	1
19	524910000	ASSEMBLY, PNEUMATIC 4-HIGH	1

DATE	REV.	DESCRIPTION	DR	CK
06/07/07	A	NEW RELEASE	GV	



Web Press Corporation
Proprietary Information
 This document contains trade secrets
 protected by the
 Uniform Trade Secrets Act (RCW 19.108).

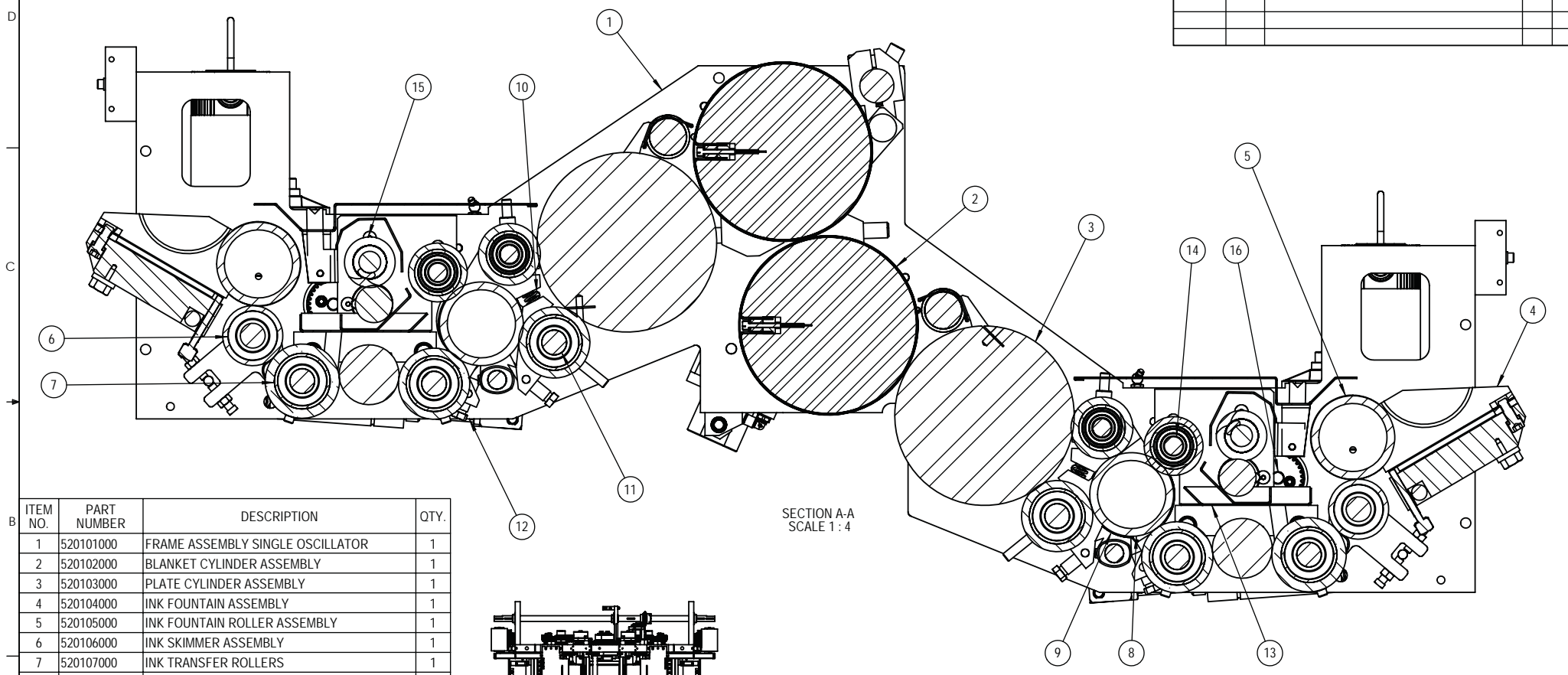
TOLERANCES (EXCEPT AS SHOWN)	
FRACTIONAL	± 1/32
DECIMALS	.XX ± .01 .XXX ± .005
ANGLES	± 1°
DO NOT SCALE DRAWING	



WEB PRESS LLC
 701 EAST "D" STREET
 TACOMA, WASHINGTON 98421

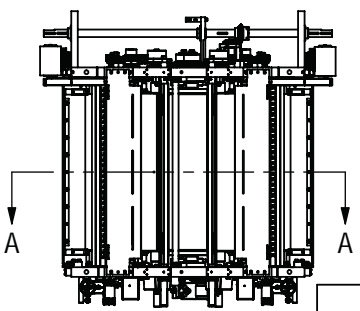
TITLE		DRAWN: G VARGAS		APPROVALS	
B		524000000		1:16	
SHEET 1 OF 1		REV. A			


DATE	SYM	REVISION RECORD	DR	CK
9-27-07	A	NEW RELEASE	GV	



SECTION A-A
SCALE 1:4


ITEM NO.	PART NUMBER	DESCRIPTION	QTY.
1	520101000	FRAME ASSEMBLY SINGLE OSCILLATOR	1
2	520102000	BLANKET CYLINDER ASSEMBLY	1
3	520103000	PLATE CYLINDER ASSEMBLY	1
4	520104000	INK FOUNTAIN ASSEMBLY	1
5	520105000	INK FOUNTAIN ROLLER ASSEMBLY	1
6	520106000	INK SKIMMER ASSEMBLY	1
7	520107000	INK TRANSFER ROLLERS	1
8	520108000	OSCILLATOR ROLLER ASSEMBLY	1
9	520108100	ASSEMBLY, OSCILLATOR MECHANISM	1
10	520108200	ASSEMBLY, OSCILLATOR MECHANISM	1
11	520109000	FORM ROLLER ASSEMBLY	1
12	520110000	ON/OFF IMPRESSION SHAFT	1
13	520111000	WATER PAN ASSEMBLY	1
14	520112100	BRUSH MODULE ASSEMBLY PAGE 1	1
15	520112200	BRUSH MODULE ASSEMBLY PAGE 2	1
16	520113000	WATER DRIVE ASSEMBLY	1
17	520114000	BRUSH DRIVE ASS'Y	1
18	520115000	WATER ADJUSTMENT GUARDS	1
19	520116000	INPUT AND IDLER PINIONS	1



 WEB PRESS, LLC 701 EAST "D" STREET TACOMA, WASHINGTON 98421		TITLE ASSEMBLY, SINGLE DECK	
		DRAWN: G VARGAS MODELED BY: GV	SIZE: B DWG. NO.: 52010000
TOLERANCES (EXCEPT AS SHOWN) FRACTIONAL: ± 1/32 DECIMALS: .XX ± .01 .XXX ± .005 ANGLES: ± 1° DO NOT SCALE DRAWING		SCALE: 1:24 DATE: 6-25-07	SHEET 1 OF 2 REV. A

Web Press Corporation
 Proprietary Information
 This document contains trade secrets
 protected by the
 Uniform Trade Secrets Act (RCW 19.108).


DATE	SYM	REVISION RECORD	DR	CK
9-27-07	A	NEW RELEASE	GV	



Web Press Corporation
Proprietary Information

This document contains trade secrets
protected by the
Uniform Trade Secrets Act (RCW 19.108).

TOLERANCES (EXCEPT AS SHOWN)	
FRACTIONAL	± 1/32
DECIMALS	XX ± .01 XXX ± .005
ANGLES	± 1°
DO NOT SCALE DRAWING	

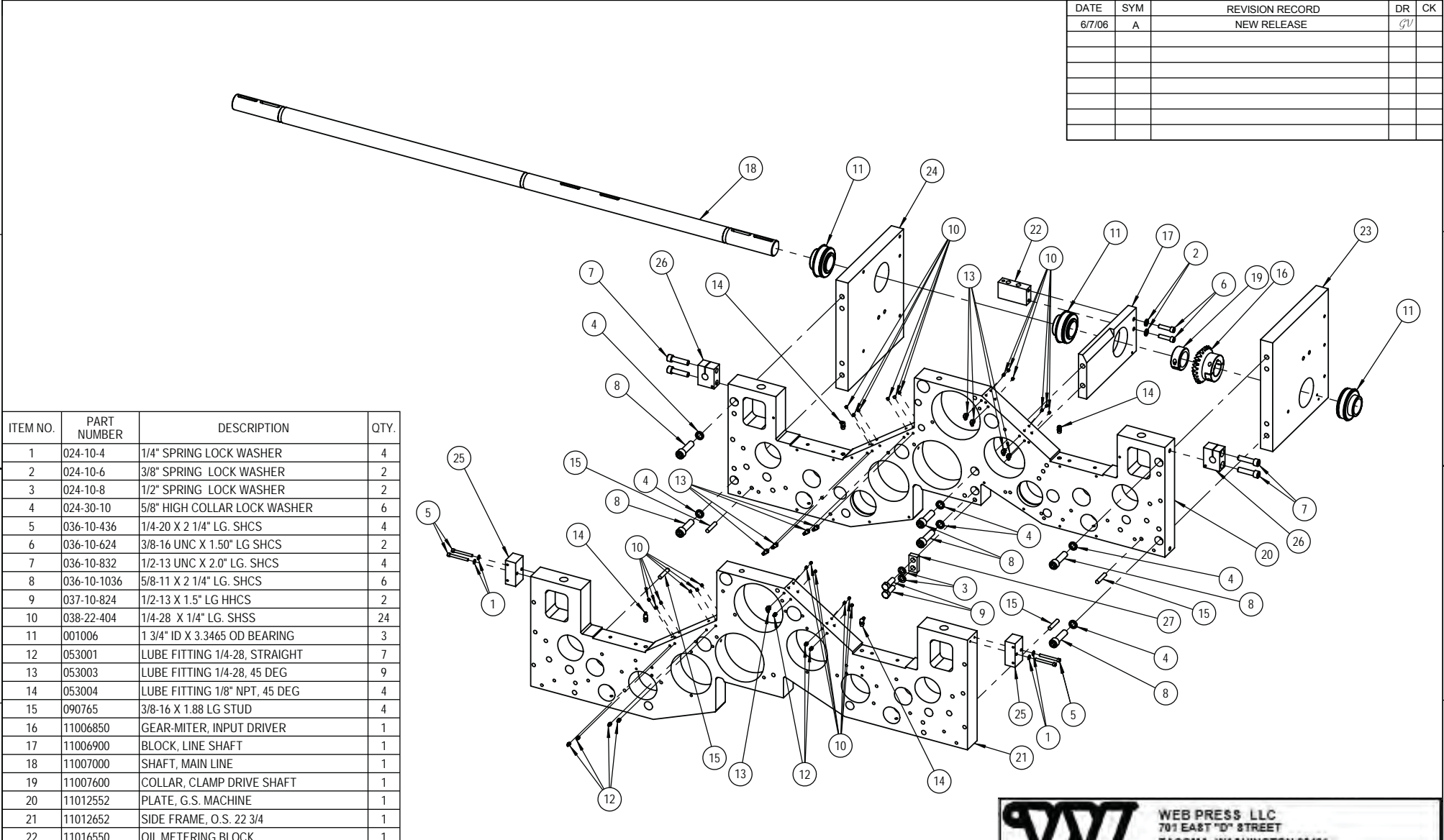


WEB PRESS LLC
701 EAST "D" STREET
TACOMA, WASHINGTON 98421

TITLE		ASSEMBLY, SINGLE DECK			
DRAWN:	G VARGAS	SIZE	DWG. NO. 52010000		
MODELED BY:	GV	APPROVALS	SCALE: 1:16	DATE: 6-25-07	SHEET 2 OF 2 REV. A

Revised 6/27/2019


DATE	SYM	REVISION RECORD	DR	CK
6/7/06	A	NEW RELEASE	GV	



ITEM NO.	PART NUMBER	DESCRIPTION	QTY.
1	024-10-4	1/4" SPRING LOCK WASHER	4
2	024-10-6	3/8" SPRING LOCK WASHER	2
3	024-10-8	1/2" SPRING LOCK WASHER	2
4	024-30-10	5/8" HIGH COLLAR LOCK WASHER	6
5	036-10-436	1/4-20 X 2 1/4" LG. SHCS	4
6	036-10-624	3/8-16 UNC X 1.50" LG SHCS	2
7	036-10-832	1/2-13 UNC X 2.0" LG. SHCS	4
8	036-10-1036	5/8-11 X 2 1/4" LG. SHCS	6
9	037-10-824	1/2-13 X 1.5" LG HHCS	2
10	038-22-404	1/4-28 X 1/4" LG. SHSS	24
11	001006	1 3/4" ID X 3.3465 OD BEARING	3
12	053001	LUBE FITTING 1/4-28, STRAIGHT	7
13	053003	LUBE FITTING 1/4-28, 45 DEG	9
14	053004	LUBE FITTING 1/8" NPT, 45 DEG	4
15	090765	3/8-16 X 1.88 LG STUD	4
16	11006850	GEAR-MITER, INPUT DRIVER	1
17	11006900	BLOCK, LINE SHAFT	1
18	11007000	SHAFT, MAIN LINE	1
19	11007600	COLLAR, CLAMP DRIVE SHAFT	1
20	11012552	PLATE, G.S. MACHINE	1
21	11012652	SIDE FRAME, O.S. 22 3/4	1
22	11016550	OIL METERING BLOCK	1
23	11017351	BEARING PLATE, LINE SHAFT	1
24	11017401	PLATE, MAIN SHAFT BRG. SUPPORT	1
25	11017560	MOUNT, WATER CUP	2
26	11022011	BRACKET, PIVOT MOUNT	2
27	11025250	PLATE, TIE BASE/MOD.	1

<p>Web Press Corporation Proprietary Information</p> <p>This document contains trade secrets protected by the Uniform Trade Secrets Act (RCW 19.108).</p>	<p>TOLERANCES (EXCEPT AS SHOWN)</p>		<p>WEB PRESS LLC 701 EAST "D" STREET TACOMA, WASHINGTON 98421</p>		
	<p>FRACTIONAL ± 1/32</p>	<p>DECIMALS XX ± .01 XXX ± .005</p>	<p>TITLE FRAME ASSEMBLY SINGLE OSCILLATOR</p>	<p>SIZE B</p>	<p>DWG. NO. 520101000</p>
	<p>ANGLES ± 1°</p>	<p>DO NOT SCALE DRAWING</p>	<p>DRAWN: G VARGAS</p>	<p>MODELED BY: GV</p>	<p>APPROVALS</p>
			<p>SCALE: 1:10</p>	<p>DATE: 6/7/06</p>	<p>SHEET 1 OF 2 REV. A</p>

DATE	SYM	REVISION RECORD	DR	CK
6/7/06	A	NEW RELEASE	GV	



Web Press Corporation
 Proprietary Information

This document contains trade secrets
 protected by the
 Uniform Trade Secrets Act (RCW 19.108).

TOLERANCES (EXCEPT AS SHOWN)	
FRACTIONAL	± 1/32
DECIMALS	XX ± .01 XXX ± .005
ANGLES	± 1°
DO NOT SCALE DRAWING	

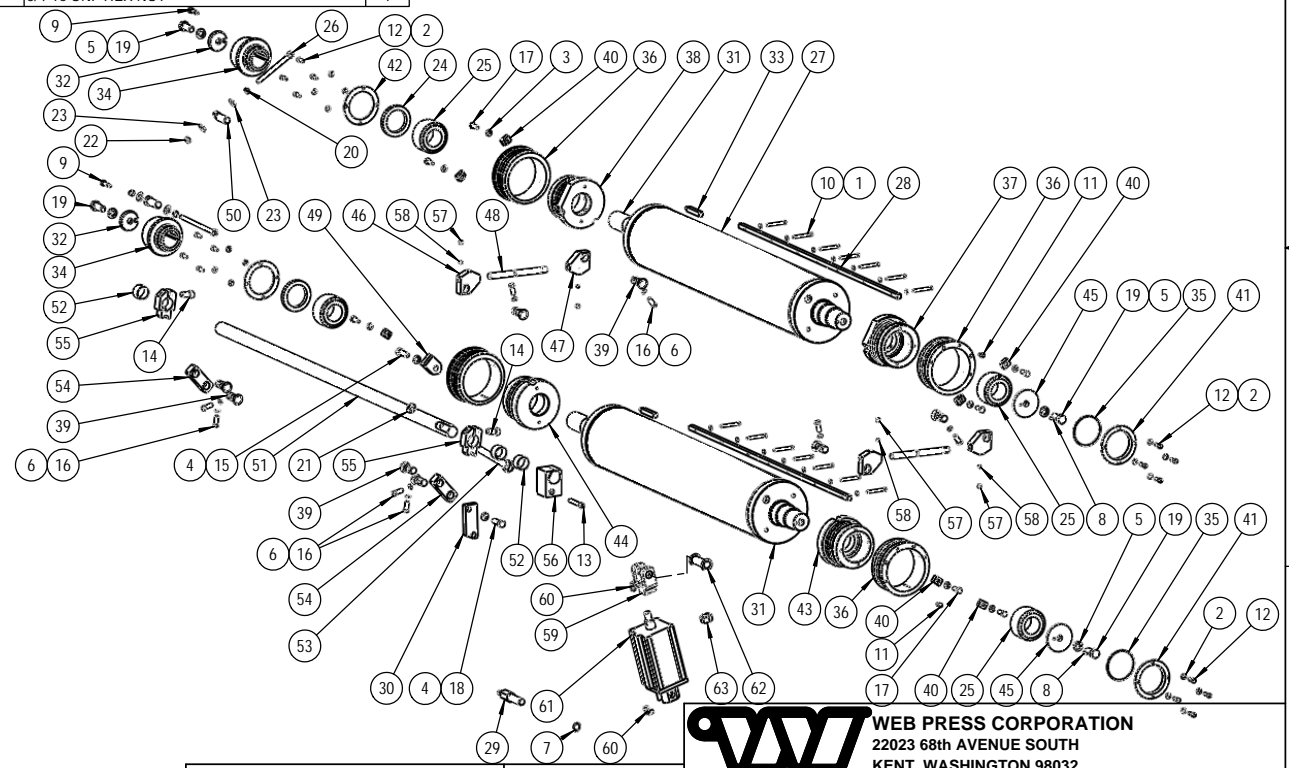
WP WEB PRESS, LLC
 701 EAST "D" STREET
 TACOMA, WASHINGTON 98421

TITLE		FRAME ASSEMBLY SINGLE OSCILLATOR		
DRAWN:	G VARGAS	SIZE:	DWG. NO. 520101000	
MODELED BY:	GV	APPROVALS:	SCALE: 1:8	DATE: 6/7/06
			SHEET 2 OF 2	REV. A

Revised 6/27/2019 1

ITEM NO.	PART NUMBER	DESCRIPTION	QTY.	ITEM NO.	PART NUMBER	DESCRIPTION	QTY.
1	024-10-4	1/4" SPRING LOCK WASHER	14	50	11012420	ANCHOR PIN	2
2	024-10-5	5/16" Ø WASHER, SPRING LOCK, ZINC	16	51	11018252	IMPRESSION SHAFT	1
3	024-10-6	3/8" Ø WASHER, SPRING LOCK, ZINC	7	52	11018260	BUSHING, IMPRESSION SHAFT	3
4	024-10-8	1/2" SPRING LOCK WASHER	2	53	11018360	SWING BOLT	1
5	024-10-10	5/8" SPRING LOCK WASHER	4	54	11018550	ROD, ECCENTRIC LINKAGE	2
6	024-30-6	3/8" HIGH COLLAR LOCK WASHER	8	55	11018601	ECCENTRIC LINKAGE	2
7	030-51-075	3/4 EXT. SNAP RING	1	56	11018900	BLOCK, IMPRESSION SHAFT	1
8	031-10-412	Ø1/4" X 3/4" ROLL PIN	2	57	038-10-606	3/8-16 X 3/8" LG. SSS	4
9	035-10-614	SHOULDER SCREW 3/8 X 7/8	2	58	090777	5/16" Ø NYLON BALL	4
10	036-10-436	1/4-20 X 2 1/4" LG. SHCS	14	59	11080230	ROD CLEVIS, MODIFICATION	1
11	036-10-506	5/16-18 X 3/8" LG. SHCS	2	60	051365	MALE STUD ELBOW, 1/4" BSPT AND 1/4" NPT	2
12	036-10-512	5/16-18 X 3/4" LG. SHCS	16	61	051349	AIR CYLINDER	1
13	036-10-640	3/8-16 UNC X 2.5" LG SHCS	1	62	051422	PIVOT PIN W/RINGS	1
14	036-10-816	1/2-13 UNC X 1.0" LG. SHCS	2	63	039-20-12	3/4-16 UNF HEX NUT	1
15	036-10-824	1/2-13 UNC X 1.5" LG. SHCS	1				
16	036-12-616	3/8-16 UNC X 1.0" LG SHCS LOW HEAD	8				
17	037-10-616	3/8-16 X 1.0" LG. HHCS	7				
18	037-10-824	1/2-13 X 1.5" LG HHCS	1				
19	037-10-1024	5/8-11UNC X 1 1/2" LG HHCS	4				
20	039-10-6	3/8-16 UNC HEX NUT	2				
21	039-11-10	5/8-11 UNC HEX NUT	1				
22	039-12-6	3/8-16 NYLOC NUT	2				
23	080-10-6	3/8" FLAT WASHER	4				
24	002046	2.625 I.D. X 3.548 O.D. X .438 SEAL	2				
25	003010	BEARING #368 (TIMKEN)	4				
26	035063	EYE BOLT	2				
27	090007	8850-3C DAYCO BLANKET 22 3/4	2				
28	512141	BLANKET RETAINING BAR	2				
29	11009161	SHAFT, LARGE AIR CYLINDER	1				
30	11009171	BRACKET, CYLINDER MOUNT	1				
31	11009180	ASSY.BLANKET CYL. AND BEARER	2				
32	11009350	WASHER, SPLINE CLAMP	2				
33	11009400	KEY, BLANKET CYLINDER	2				
34	11010850	HUB, BLANKET CYL.	2				
35	11010860	SPACER, BEARING	2				
36	11011050	BLANKET CYLINDER ECC.	4				
37	11011250	BLANKET CYL. ECCENTRIC	1				
38	11011300	BLANKET CYL. ECCENTRIC	1				
39	11011350	ECCENTRIC PIN	8				
40	11011450	CLAMP, OUTER ECCENTRIC	7				
41	11011520	SLEEVE, BLANKET CYLINDER O.S.	2				
42	11011551	CLAMP, OIL SEAL	2				
43	11011600	BLANKET CYL. ECCENTRIC	1				
44	11011650	BLANKET CYL. ECCENTRIC	1				
45	11011750	CLAMP, BEARING PRELOAD	2				
46	11012100	ECCENTRIC LINKAGE BLOCK R.H.	2				
47	11012150	ECCENTRIC LINKAGE BLOCK L.H.	2				
48	11012200	TURNBUCKLE SCREW	2				
49	11012410	LARGE CLIP BLACK	1				

DATE	REV.	DESCRIPTION	DR	CK
7/19/2007	A	NEW RELEASE	GV	ZB
11-25-08	B	ADDED ITEM #57 AND #58.	ZB	



Web Press Corporation
 Proprietary Information
 This document contains trade secrets
 protected by the
 Uniform Trade Secrets Act (RCW 19.108).

TOLERANCES (EXCEPT AS SHOWN)	
FRACTIONAL	+ 1/32
DECIMALS	.XX ± .01 .XXX ± .005
ANGLES	± 1°
DO NOT SCALE DRAWING	

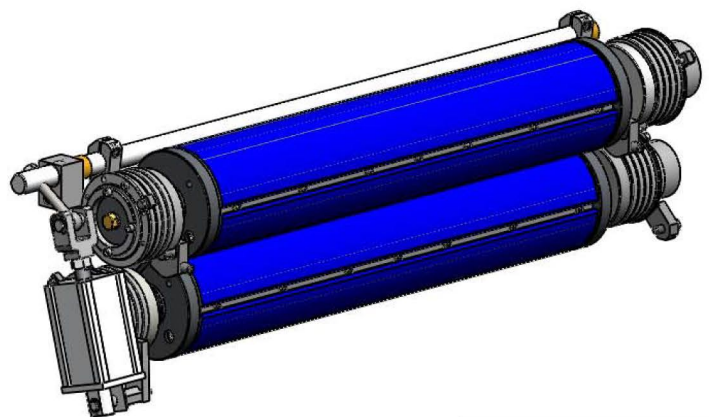
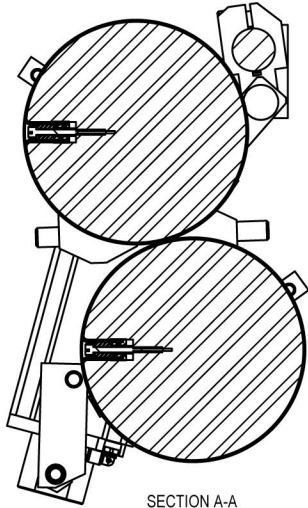
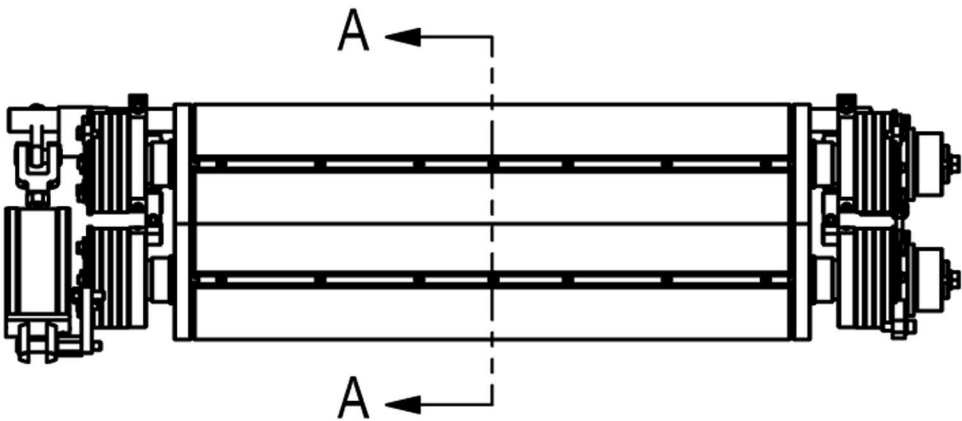
WEB PRESS CORPORATION
 22023 68th AVENUE SOUTH
 KENT, WASHINGTON 98032

TITLE: BLANKET CYLINDER ASSEMBLY

DRAWN: **G VARGAS** DWG. NO: **520102000**


MODELED BY: **GV** APPROVALS: **ZB** SCALE: 1:14 DATE: 7/19/07 SHEET 1 OF 2 REV. **B**

DATE	REV.	DESCRIPTION	DR	CK



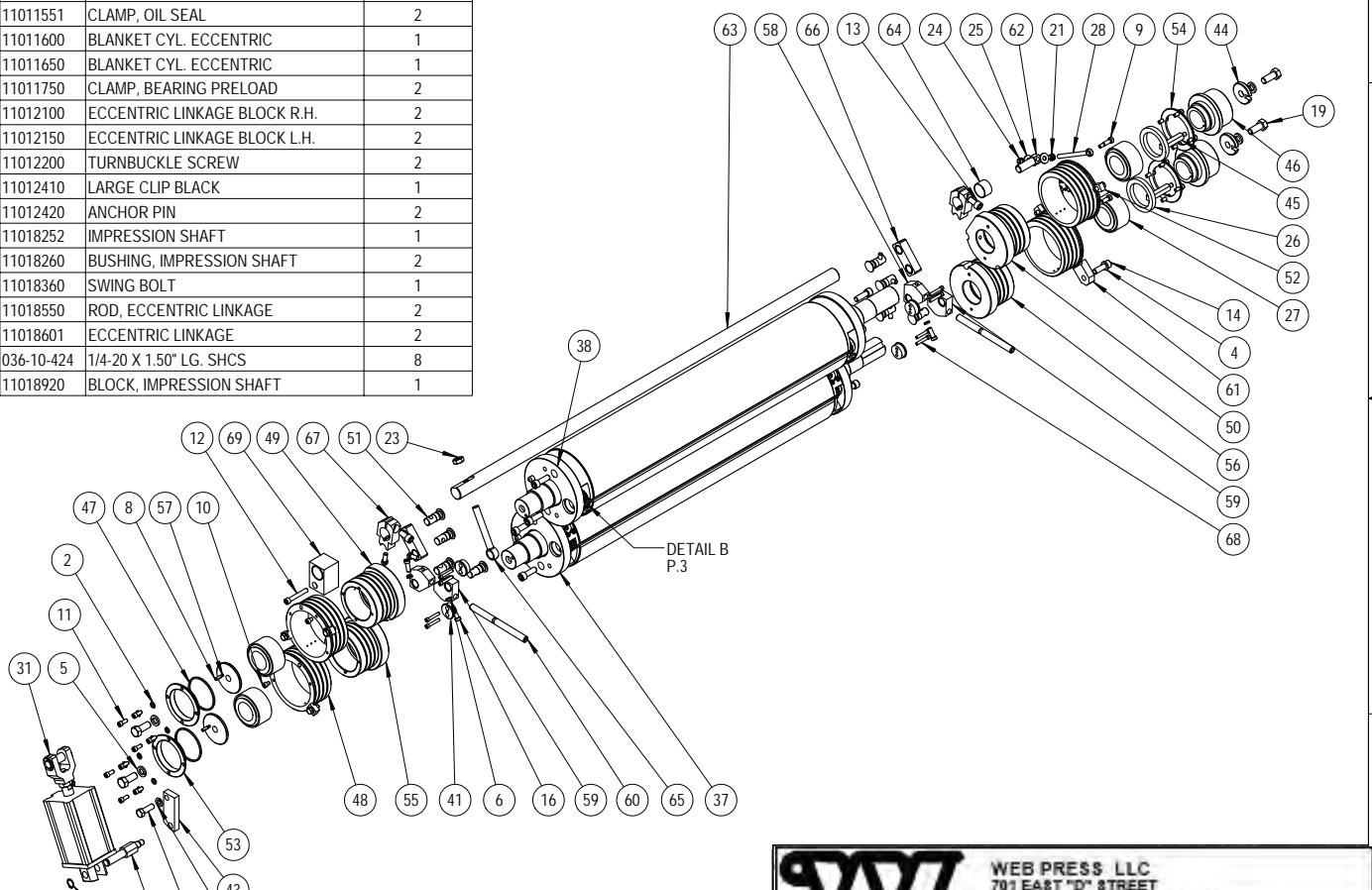
Web Press Corporation
 Proprietary Information
 This document contains trade secrets
 protected by the
 Uniform Trade Secrets Act (RCW 19.108).

TOLERANCES (EXCEPT AS SHOWN)	
FRACTIONAL	± 1/32
DECIMALS	.XX ± .01 .XXX ± .005
ANGLES	± 1°
DO NOT SCALE DRAWING	


		WEB PRESS CORPORATION 22023 68th AVENUE SOUTH KENT, WASHINGTON 98032	
TITLE BLANKET CYLINDER ASSEMBLY		SIZE B	DWG. NO. 520102000
DRAWN: G VARGAS		SCALE: 1:4	DATE: 7/19/07
MODELED BY: GV		APPROVALS: ZB	SHEET 2 OF 2
			REV. B

ITEM NO.	PART NUMBER	DESCRIPTION	NARROW GAP, BLANKET CYLINDER ASSY/QTY.	ITEM NO.	PART NUMBER	DESCRIPTION	NARROW GAP, BLANKET CYLINDER ASSY/QTY.
1	024-10-4	1/4" SPRING LOCK WASHER	16	48	11011050	BLANKET CYLINDER ECC.	4
2	024-10-5	5/16" Ø WASHER, SPRING LOCK, ZINC	16	49	11011250	BLANKET CYL. ECCENTRIC	1
3	024-10-6	3/8" Ø WASHER, SPRING LOCK, ZINC	7	50	11011300	BLANKET CYL. ECCENTRIC	1
4	024-10-8	1/2" SPRING LOCK WASHER	2	51	11011350	ECCENTRIC PIN	8
5	024-10-10	5/8" SPRING LOCK WASHER	4	52	11011450	CLAMP, OUTER ECCENTRIC	7
6	024-30-6	3/8" HIGH COLLAR LOCK WASHER	8	53	11011520	SLEEVE, BLANKET CYLINDER O.S.	2
7	030-51-075	3/4 EXT. SNAP RING	1	54	11011551	CLAMP, OIL SEAL	2
8	031-10-412	Ø1/4" X 3/4" ROLL PIN	2	55	11011600	BLANKET CYL. ECCENTRIC	1
9	035-10-614	SHOULDER SCREW 3/8 X 7/8	2	56	11011650	BLANKET CYL. ECCENTRIC	1
10	036-10-506	5/16-18 X 3/8" LG. SHCS	2	57	11011750	CLAMP, BEARING PRELOAD	2
11	036-10-512	5/16-18 X 3/4" LG. SHCS	16	58	11012100	ECCENTRIC LINKAGE BLOCK R.H.	2
12	036-10-640	3/8-16 UNC X 2.5" LG SHCS	1	59	11012150	ECCENTRIC LINKAGE BLOCK L.H.	2
13	036-10-816	1/2-13 UNC X 1.0" LG. SHCS	2	60	11012200	TURNBUCKLE SCREW	2
14	036-10-824	1/2-13 UNC X 1.5" LG. SHCS	1	61	11012410	LARGE CLIP BLACK	1
15	036-12-404	1/4-20 X 1/4" LG. SHCS, LOW HEAD	16	62	11012420	ANCHOR PIN	2
16	036-12-616	3/8-16 UNC X 1.0" LG SHCS LOW HEAD	8	63	11018252	IMPRESSION SHAFT	1
17	037-10-616	3/8-16 X 1.0" LG. HHCS	7	64	11018260	BUSHING, IMPRESSION SHAFT	2
18	037-10-824	1/2-13 X 1.5" LG HHCS	1	65	11018360	SWING BOLT	1
19	037-10-1024	5/8-11UNC X 1 1/2" LG HHCS	4	66	11018550	ROD, ECCENTRIC LINKAGE	2
20	038-42-620	3/8-24 X 1 1/4" LG. SOCKET SET SCREW	4	67	11018601	ECCENTRIC LINKAGE	2
21	039-10-6	3/8-16 UNC HEX NUT	2	68	036-10-424	1/4-20 X 1.50" LG. SHCS	8
22	039-11-6	3/8-16 HEX JAM NUT	4	69	11018920	BLOCK, IMPRESSION SHAFT	1
23	039-11-10	5/8-11 UNC HEX JAM NUT	1				
24	039-12-6	3/8-16 NYLOC NUT	2				
25	080-10-6	3/8" FLAT WASHER	4				
26	002046	2.625 I.D. X 3.548 O.D. X .438 SEAL	2				
27	003010	BEARING #368 (TIMKEN)	4				
28	035063	EYE BOLT	2				
29	005007	WASHER, 1/2 ID X .927 OD	16				
30	005036	THRUST BEARING, .50 ID X .937 OD.	8				
31	11016150	IMPRESSION AIR CYL. ASSY	1				
32	090385	BLANKET, NARROW GAP LOCK-UP	2				
33	11008581	SPUR GEAR	4				
34	11008590	WORM, GEAR	4				
35	11008621	CAP	4				
36	11008672	BAR, LOCK-UP	2				
37	11008731	ASSY, NARROW GAP BLANKET CYL. P1	1				
38	11008741	ASSY, NARROW GAP BLANKET CYL. P2	1				
39	11008760	SPACER	4				
40	11008770	ROD, INSERT	4				
41	11008790	CAP, BAR LOCK-UP	4				
42	11009161	SHAFT, LARGE AIR CYLINDER	1				
43	11009171	BRACKET, CYLINDER MOUNT	1				
44	11009350	WASHER, SPLINE CLAMP	2				
45	11009400	KEY, BLANKET CYLINDER	2				
46	11010850	HUB, BLANKET CYL.	2				
47	11010860	SPACER, BEARING	2				

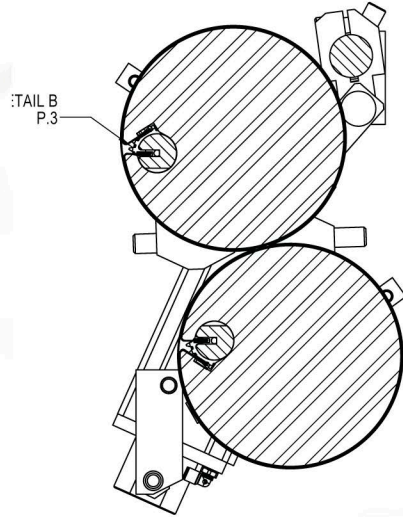
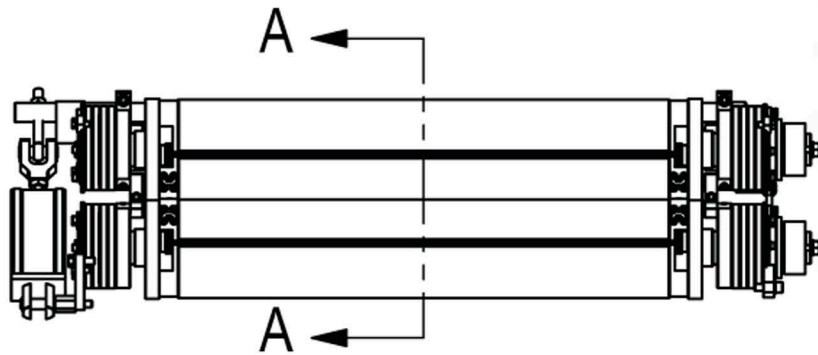
DATE	REV.	DESCRIPTION	DR	CK
09/04/07	A	NEW RELEASE	RR	



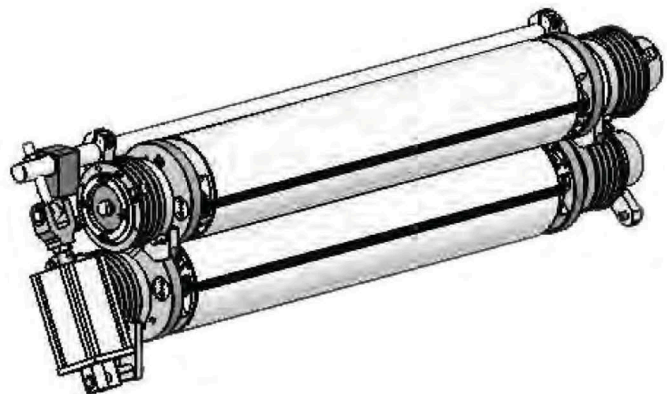
WEB PRESS CORPORATION
 PROPRIETARY INFORMATION
 THIS DOCUMENT CONTAINS TRADE SECRETS
 PROTECTED BY THE
 UNIFORM TRADE SECRETS ACT (RCW 19J08).

 WEB PRESS LLC 701 EAST "D" STREET TACOMA, WASHINGTON 98421	
TITLE NARROW GAP, BLANKET CYLINDER ASSY	
TOLERANCES (EXCEPT AS SHOWN) FRACTIONAL ± 1/32 DECIMALS .XX ± .01 .XXX ± .005 ANGLES ± F DO NOT SCALE DRAWING	DRAWN RR CHECKED BY GV
SIZE B	DWG. NO. 520102001
SCALE 1:10	DATE 7/19/07
SHEET 1 OF 3	REV. A

DATE	REV.	DESCRIPTION	DR	CK
09/04/07	A	NEW RELEASE	RR	-



SECTION A-A
SCALE 1:4



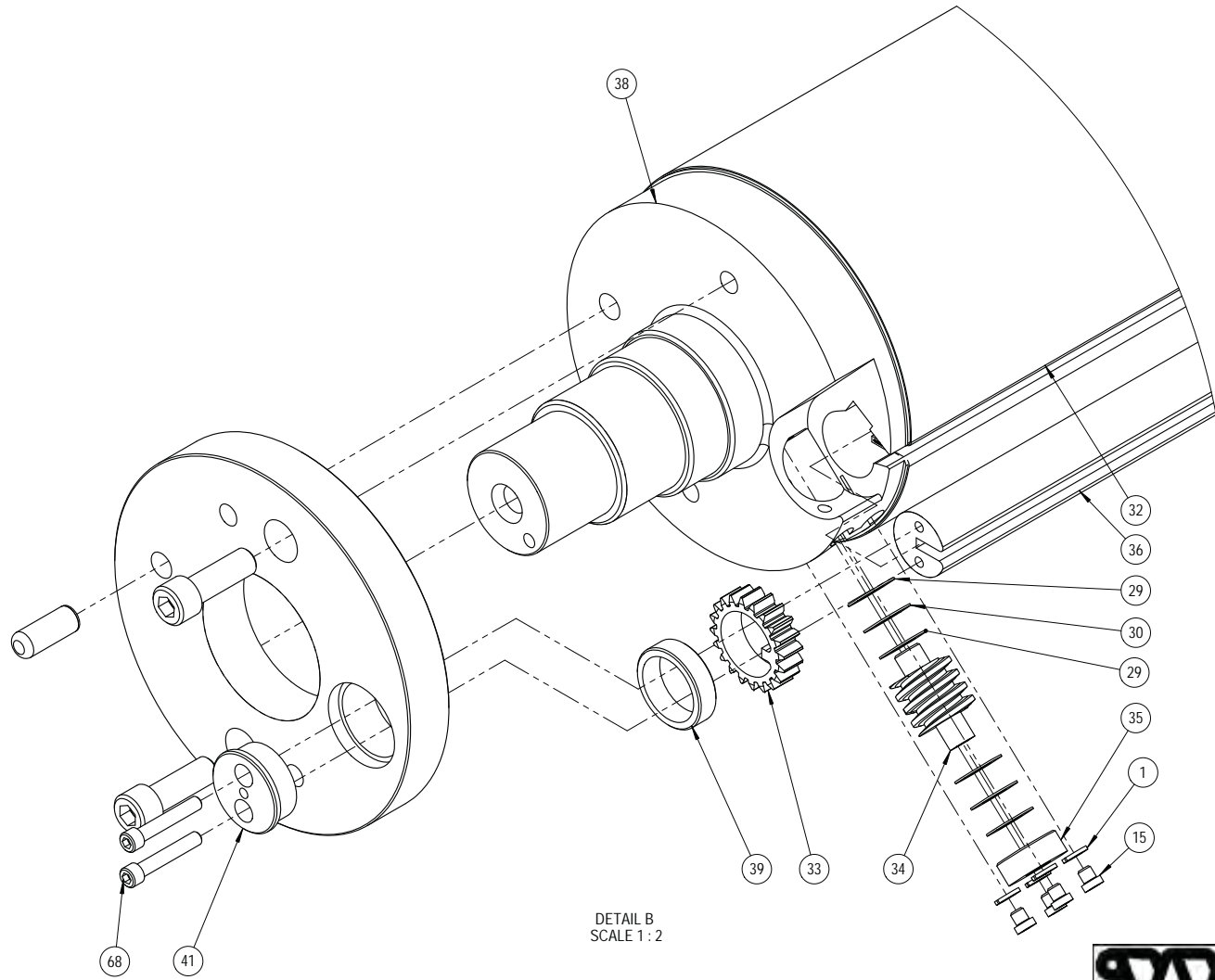
WEB PRESS CORPORATION
 PROPRIETARY INFORMATION
 THIS DOCUMENT CONTAINS TRADE SECRETS
 PROTECTED BY THE
 UNIFORM TRADE SECRETS ACT (RCW 19J08).

TOLERANCES (EXCEPT AS SHOWN)	
FRACTIONAL	± 1/32
DECIMALS	.XX ± .01 .XXX ± .005
ANGLES	± 1°
DO NOT SCALE DRAWING	


		WEB PRESS, LLC 701 EAST "D" STREET TACOMA, WASHINGTON 98421	
TITLE NARROW GAP, BLANKET CYLINDER ASS'Y			
DRAWN: RR		SIZE: B	DWG. NO.: 520102001
APPROVED BY: GV	APPROVALS:	SCALE: 1:6	DATE: 7/19/07
		SHEET: 2	OF: 3
		REV: A	

Revised 6/27/2019

DATE	REV.	DESCRIPTION	DR	CK
01/29/08	A	NEW RELEASE	WAM	-



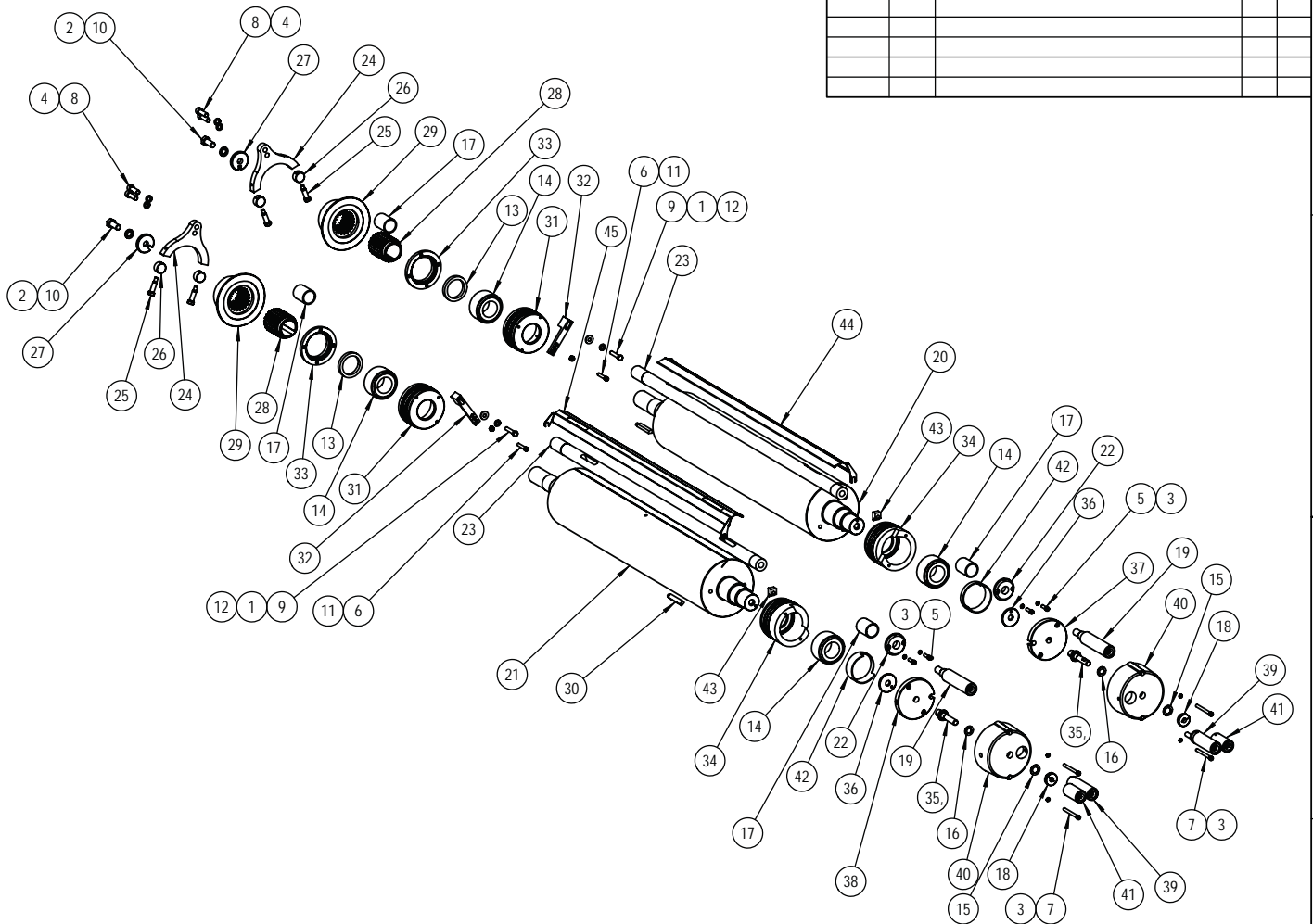
DETAIL B
SCALE 1:2



WEB PRESS LLC
701 EAST "D" STREET
TACOMA, WASHINGTON 98421

WEB PRESS CORPORATION PROPRIETARY INFORMATION THIS DOCUMENT CONTAINS TRADE SECRETS PROTECTED BY THE UNIFORM TRADE SECRETS ACT (RCW 19J08).	TOLERANCES (EXCEPT AS SHOWN)		TITLE NARROW GAP, BLANKET CYLINDER ASS'Y	
	FRACTIONAL $\pm 1/32$	DECIMALS $.XX \pm .01$ $.XXX \pm .005$	DRAWN RR	SIZE B
	ANGLES $\pm F$	DO NOT SCALE DRAWING	CHECKED BY: GV	DWG. NO. 520102001
			APPROVALS	SCALE: 1:6 DATE: 7/19/07 SHEET: 3 OF 3 REV: A

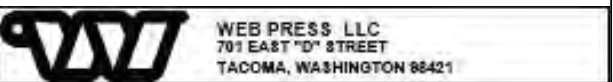
ITEM NO.	PART NUMBER	DESCRIPTION	QTY.
1	024-10-6	3/8" SPRING LOCK WASHER	2
2	024-10-10	5/8" SPRING LOCK WASHER	2
3	024-30-5	5/16" HIGH COLLAR LOCK WASHER	8
4	024-30-8	1/2" HIGH COLLAR LOCK WASHER	4
5	036-10-516	5/16-18 X 1.0" LG. SHCS	4
6	036-10-528	5/16-18 UNC X 1 3/4" LG. SHCS	2
7	036-10-552	5/16-18 UNC X 3 1/4" LG. SHCS	4
8	036-10-824	1/2-13 UNC X 1.5" LG. SHCS	4
9	037-10-632	3/8-16 X 2" LG. HEX HEAD CAP SCREW	2
10	037-10-1024	5/8-11UNC X 1 1/2" LG HHCS	2
11	039-10-5	5/16-18 HEX NUT	2
12	080-10-6	3/8" FLAT WASHER	2
13	002045	2.375 I.D. X 3.066 O.D. X .438 SEAL	2
14	003010	BEARING #368 (TIMKEN)	4
15	005001	WASHER, THRUST (TRB-1220)	2
16	005006	.627 ID x 1.115 OD X .06 (BIN)	2
17	011091	OILITE BUSHING	4
18	032038	CLAMP COLLAR, CSC62	2
19	11008750	SCREW, CIRCUM.	2
20	11008210	L.H. PLATE CYLINDER	1
21	11008220	R.H. PLATE CYLINDER	1
22	11008800	NUT, CIRCUMFERENTIAL	2
23	11008850	SHAFT, CIRCUMFERENTIAL	2
24	11009000	YOKE, CIRCUMFERENTIAL	2
25	11009050	STUD, CIRCUMFERENTIAL YOKE	4
26	11009100	SHOE, CIRCUM. SHIFT FORK	4
27	11009350	WASHER, SPLINE CLAMP	2
28	11009500	SPLINE, PLATE CYLINDER, MALE	2
29	11009601	SPLINE, PLATE CYL. GEAR MOUNT	2
30	11009750	KEY, PLATE CYLINDER	2
31	11009800	SIDE MOVEMENT, SIDE FRAME	2
32	11009900	BLOCK, BUSHING	2
33	11009951	CAP, BEARING RETAINER	2
34	11010050	SIDE MOVEMENT SLEEVE	2
35	11010101	SCREW, SIDE MOVEMENT	2
36	11010150	WASHER, PLATE CYL. BEARING	2
37	11010201	CAP, PLATE CYL. P2	1
38	11010210	CAP, PLATE CYL. P1	1
39	11010250	ECCENTRIC, SKEW ACTUATOR	2
40	11010300	CAP, SIDE MOVEMENT	2
41	11010401	SIDE, MOVEMENT ACTUATOR	2
42	11010450	SLEEVE, PLATE CYLINDER BEARING	2
43	11011700	CLIP, SIDE FRAME	2
44	11030060	GUARD, CIRCUMFERENTIAL SHAFT PAGE 2	1
45	11030070	GUARD, CIRCUMFERENTIAL SHAFT PAGE 1	1



DATE	SYM	REVISION RECORD	DR	CK
7/19/07	A	NEW RELEASE	GV	

Web Press Corporation
Proprietary Information
 This document contains trade secrets
 protected by the
 Uniform Trade Secrets Act (RCW 19.108).

TOLERANCES (EXCEPT AS SHOWN)	
FRACTIONAL	± 1/32
DECIMALS	.XX ± .01 .XXX ± .005
ANGLES	± 1°
DO NOT SCALE DRAWING	



TITLE PLATE CYLINDER ASSEMBLY		SIZE B	DWG. NO. 520103000
DRAWN: G VARGAS	APPROVALS	SCALE: 1:14	DATE: 7/19/07
MODELED BY: GV		SHEET 1 OF 2	REV. A


DATE	SYM	REVISION RECORD	DR	CK
7/19/07	A	NEW RELEASE	GV	



Web Press Corporation
 Proprietary Information

This document contains trade secrets
 protected by the
 Uniform Trade Secrets Act (RCW 19.108).

TOLERANCES (EXCEPT AS SHOWN)	
FRACTIONAL	± 1/32
DECIMALS	XX ± .01 XXX ± .005
ANGLES	± 1°
DO NOT SCALE DRAWING	



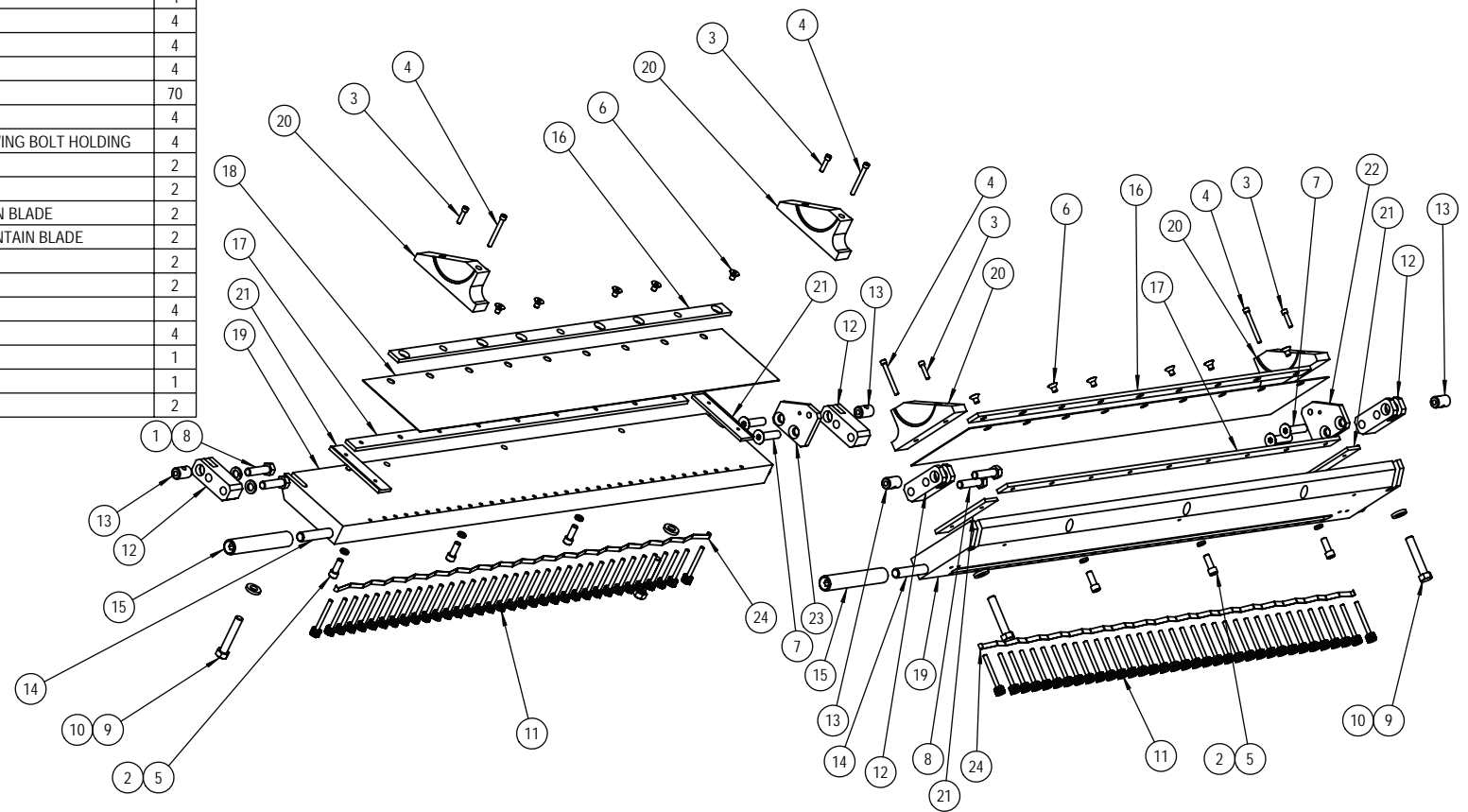
WEB PRESS LLC
 701 EAST "D" STREET
 TACOMA, WASHINGTON 98421

TITLE		PLATE CYLINDER ASSEMBLY		
DRAWN:	G VARGAS	SIZE	DWG. NO. 520103000	
MODELED BY:	GV	APPROVALS	SCALE: 1:6	DATE: 7/19/07
			SHEET 2 OF 2	REV. A

Revised 6/27/2019¹

ITEM NO.	PART NUMBER	DESCRIPTION	combi ne/Q TY.
1	024-10-8	1/2" SPRING LOCK WASHER	4
2	024-30-6	3/8" HIGH COLLAR LOCK WASHER	6
3	036-10-416	1/4-20 X 1.0" LG. SHCS	4
4	036-10-436	1/4-20 X 2 1/4" LG. SHCS	4
5	036-10-616	3/8-16 UNC X 1.0" LG SHCS	6
6	036-50-508	5/16-18 UNC X 1/2" LG. FHCS	12
7	036-50-832	1/2-13 UNC X 2.0" LG. FHCS	4
8	037-10-832	1/2-13 X 2 .0" LG HHCS	4
9	037-10-844	1/2-13 X 2 3/4" LG HHCS	4
10	080-30-8	1/2" STUD WASHER	4
11	514091	KEY, INK FOUNTAIN	70
12	11001500	BLOCK, DROP FOUNTAIN	4
13	11001550	BURREL NUT, DROP FOUNTAIN SWING BOLT HOLDING	4
14	11001650	BAR, FOUNTIAN TIE	2
15	11001670	NUT, FOUNTAIN TIE BAR	2
16	11001700	CLAMP BAR, TOP OF INK FOUNTAIN BLADE	2
17	11001750	CLAMP BAR, BOTTOM OF INK FOUNTAIN BLADE	2
18	11001800	BLADE, INK FOUNTAIN	2
19	11001852	BASE, INK FOUNTAIN	2
20	11001900	CHEEK, INK FOUNTAIN	4
21	11002000	FOUNTAIN END	4
22	11022030	BRACKET, IDLER L.H.	1
23	11022140	BRACKET, IDLER R.H.	1
24	11022240	KEEPER, INK KEY	2

DATE	SYM	REVISION RECORD	DR	CK
7/19/07	A	NEW RELEASE	GV	




Web Press Corporation
Proprietary Information
 This document contains trade secrets
 protected by the
 Uniform Trade Secrets Act (RCW 19.108).

TOLERANCES (EXCEPT AS SHOWN)	
FRACTIONAL	± 1/32
DECIMALS	.XX ± .01 .XXX ± .005
ANGLES	± 1°
DO NOT SCALE DRAWING	

		WEB PRESS LLC 701 EAST "D" STREET TACOMA, WASHINGTON 98421	
TITLE INK FOUNTAIN ASSEMBLY			
DRAWN: G VARGAS	SIZE B	DWG. NO. 520104000	
MODELED BY: GV	APPROVALS	SCALE: 1:8	DATE: 7/19/07
		SHEET 1 OF 2	REV. A

DATE	SYM	REVISION RECORD	DR	CK
7/19/07	A	NEW RELEASE	GV	



Web Press Corporation
 Proprietary Information

This document contains trade secrets
 protected by the
 Uniform Trade Secrets Act (RCW 19.108).

TOLERANCES (EXCEPT AS SHOWN)	
FRACTIONAL	± 1/32
DECIMALS	XX ± .01 XXX ± .005
ANGLES	± 1°
DO NOT SCALE DRAWING	

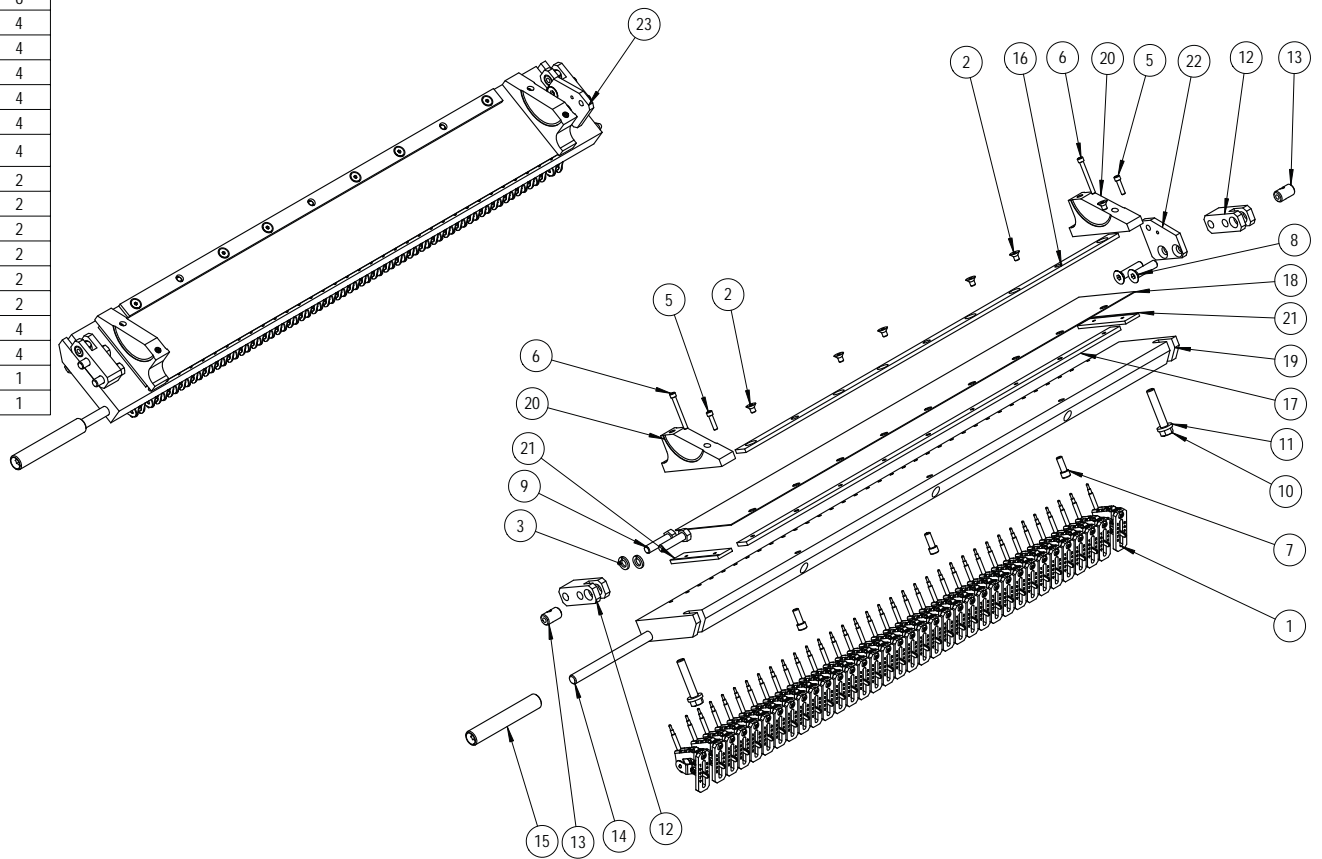
WP WEB PRESS LLC
 701 EAST "D" STREET
 TACOMA, WASHINGTON 98421

TITLE INK FOUNTAIN ASSEMBLY		SIZE B	DWG. NO. 520104000
DRAWN: <i>G VARGAS</i>	APPROVALS	SCALE: 1:6	DATE: 7/19/07
MODELED BY: <i>GV</i>		SHEET 2 OF 2	REV. A


Revised 6/27/2019 1

ITEM NO.	PART NUMBER	DESCRIPTION	QTY.
1	11003220	INK LEVER KEY	70
2	036-50-508	5/16-18 UNC X 1/2" LG. FHCS	12
3	024-10-8	1/2" SPRING LOCK WASHER	4
4	024-30-6	3/8" HIGH COLLAR LOCK WASHER	6
5	036-10-416	1/4-20 X 1.0" LG. SHCS	4
6	036-10-436	1/4-20 X 2 1/4" LG. SHCS	4
7	036-10-616	3/8-16 UNC X 1.0" LG SHCS	6
8	036-50-832	1/2-13 UNC X 2.0" LG. FHCS	4
9	037-10-832	1/2-13 X 2 .0" LG HHCS	4
10	037-10-844	1/2-13 X 2 3/4" LG HHCS	4
11	080-30-8	1/2" STUD WASHER	4
12	11001500	BLOCK, DROP FOUNTAIN	4
13	11001550	BURREL NUT, DROP FOUNTAIN SWING BOLT HOLDING	4
14	11001650	BAR, FOUNTIAN TIE	2
15	11001670	NUT, FOUNTAIN TIE BAR	2
16	11001700	CLAMP BAR, TOP OF INK FOUNTAIN BLADE	2
17	11001750	CLAMP BAR, BOTTOM OF INK FOUNTAIN BLADE	2
18	11001800	BLADE, INK FOUNTAIN	2
19	11001852	BASE, INK FOUNTAIN	2
20	11001900	CHEEK, INK FOUNTAIN	4
21	11002000	FOUNTAIN END	4
22	11022030	BRACKET, IDLER L.H.	1
23	11022140	BRACKET, IDLER R.H.	1

DATE	SYM	REVISION RECORD	DR	CK
8-28-08	A	NEW RELEASE	ZB	




CASW-WORKING



WEB PRESS, LLC
701 EAST "D" STREET
TACOMA, WASHINGTON 98421

WEB PRESS CORPORATION PROPRIETARY INFORMATION THIS DOCUMENT CONTAINS TRADE SECRETS PROTECTED BY THE UNIFORM TRADE SECRETS ACT (RCW 19J08).	TOLERANCES (EXCEPT AS SHOWN)		TITLE INK FOUNTAIN W/LEVER KEYS	
	FRACTIONAL	± 1/32		
	DECIMALS	.XX ± .01 .XXX ± .005	SCALE	1:6
	ANGLES	± F	DATE	8-28-08
DO NOT SCALE DRAWING		APPROVALS	ZB	DWG. NO. 520104001 SHEET 1 OF 2 REV. A

DATE	SYM	REVISION RECORD	DR	CK
8-28-08	A	NEW RELEASE	ZB	



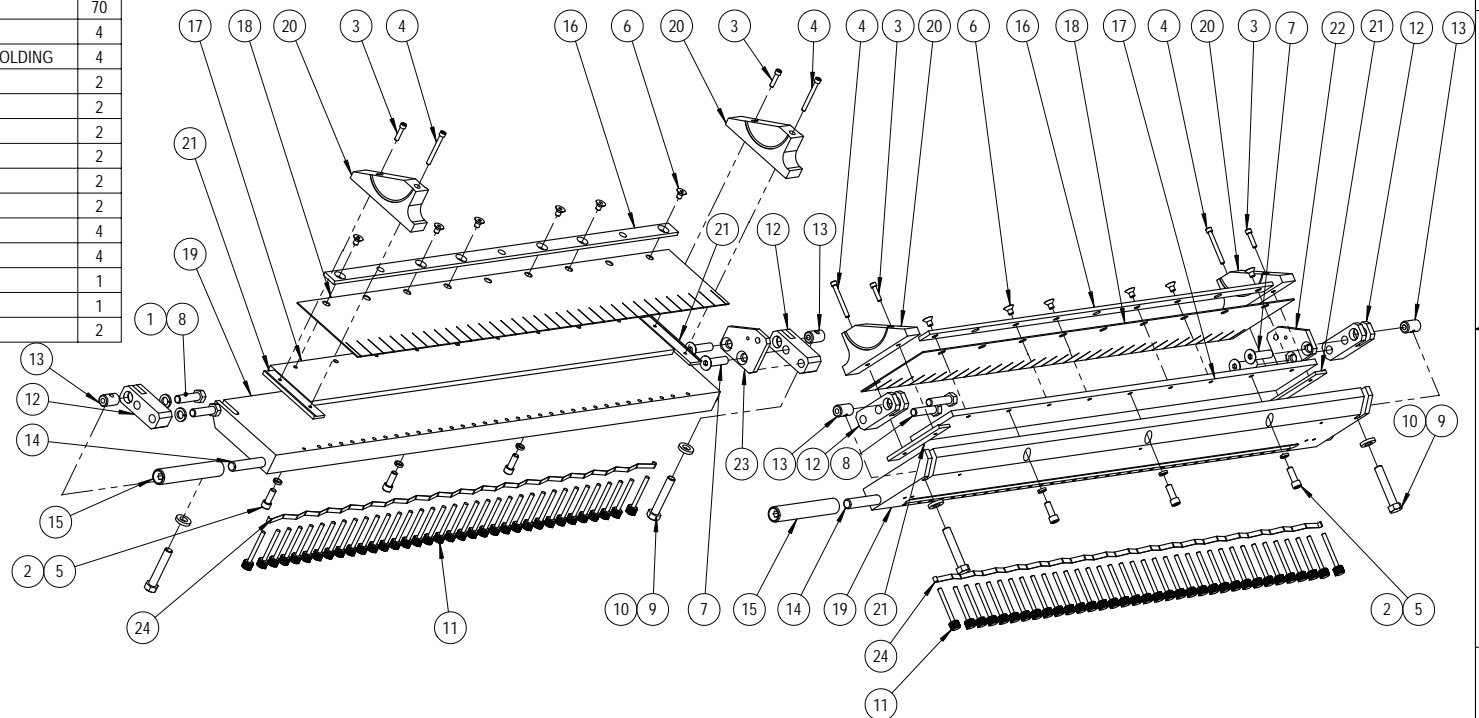
CASW-WORKING

<p>WEB PRESS CORPORATION PROPRIETARY INFORMATION</p> <p>THIS DOCUMENT CONTAINS TRADE SECRETS PROTECTED BY THE UNIFORM TRADE SECRETS ACT (RCW 19J08).</p>	<p>TOLERANCES (EXCEPT AS SHOWN)</p>		<p>TITLE INK FOUNTAIN W/LEVER KEYS</p>		
	<p>FRACTIONAL ±1/32</p>	<p>DECIMALS .XX ±.01 .XXX ±.005</p>	<p>DRAWN ZB</p>	<p>SIZE B</p>	<p>DWG. NO. 520104001</p>
	<p>ANGLES ±°</p>	<p>DO NOT SCALE DRAWING</p>	<p>APPROVED BY ZB</p>	<p>SCALE 1:6</p>	<p>DATE 8-28-08</p>
			<p>SHEET 2 OF 2</p>	<p>REV. A</p>	

Revised 6/27/2019

ITEM NO.	PART NUMBER	DESCRIPTION	combi ne/O TY.
1	024-10-8	1/2" SPRING LOCK WASHER	4
2	024-30-6	3/8" HIGH COLLAR LOCK WASHER	6
3	036-10-416	1/4-20 X 1.0" LG. SHCS	4
4	036-10-436	1/4-20 X 2 1/4" LG. SHCS	4
5	036-10-616	3/8-16 UNC X 1.0" LG SHCS	6
6	036-50-508	5/16-18 UNC X 1/2" LG. FHCS	12
7	036-50-832	1/2-13 UNC X 2.0" LG. FHCS	4
8	037-10-832	1/2-13 X 2.0" LG HHCS	4
9	037-10-844	1/2-13 X 2 3/4" LG HHCS	4
10	080-30-8	1/2" STUD WASHER	4
11	514091	KEY, INK FOUNTAIN	70
12	11001500	BLOCK, DROP FOUNTAIN	4
13	11001550	BURREL NUT, DROP FOUNTAIN SWING BOLT HOLDING	4
14	11001650	BAR, FOUNTIAN TIE	2
15	11001670	NUT, FOUNTAIN TIE BAR	2
16	11001700	CLAMP BAR, TOP OF INK FOUNTAIN BLADE	2
17	11001730	SPACER, INK FOUNTAIN, LOWER	2
18	11001790	SEGMENTED BLADE, SGN OSCILL, 35 KEYS	2
19	11001852	BASE, INK FOUNTAIN	2
20	11001900	CHEEK, INK FOUNTAIN	4
21	11002010	FOUNTAIN END, SEGMENTED BLADE	4
22	11022030	BRACKET, IDLER L.H.	1
23	11022140	BRACKET, IDLER R.H.	1
24	11022240	KEEPER, INK KEY	2

DATE	SYM	REVISION RECORD	DR	CK
8-28-08	A	NEW RELEASE	ZB	



SINGLE OSCILLATOR, 35 KEYS

WP WEB PRESS, LLC
701 EAST "D" STREET
TACOMA, WASHINGTON 98421


WEB PRESS CORPORATION PROPRIETARY INFORMATION THIS DOCUMENT CONTAINS TRADE SECRETS PROTECTED BY THE UNIFORM TRADE SECRETS ACT (RCW 19J08).	TOLERANCES (EXCEPT AS SHOWN)		TITLE	
	FRACTIONAL	± 1/32	INK FOUNTAIN ASS'Y W/SEG. BLADES	
	DECIMALS	.XX ± .01 .XXX ± .005	DRAWN	ZB
	ANGLES	± F	SCALE	1:8
DO NOT SCALE DRAWING		DATE	8-28-08	SHEET
		APPROVALS	ZB	1
		SIZE	B	OF
		DWG. NO.	520104002	2
		REV.	A	

DATE	SYM	REVISION RECORD	DR	CK
8-28-08	A	NEW RELEASE	ZB	



WEB PRESS CORPORATION
 PROPRIETARY INFORMATION
 THIS DOCUMENT CONTAINS TRADE SECRETS
 PROTECTED BY THE
 UNIFORM TRADE SECRETS ACT (RCW 19J08).

TOLERANCES (EXCEPT AS SHOWN)	
FRACTIONAL	± 1/32
DECIMALS	.XX ± .01 .XXX ± .005
ANGLES	± 1°
DO NOT SCALE DRAWING	



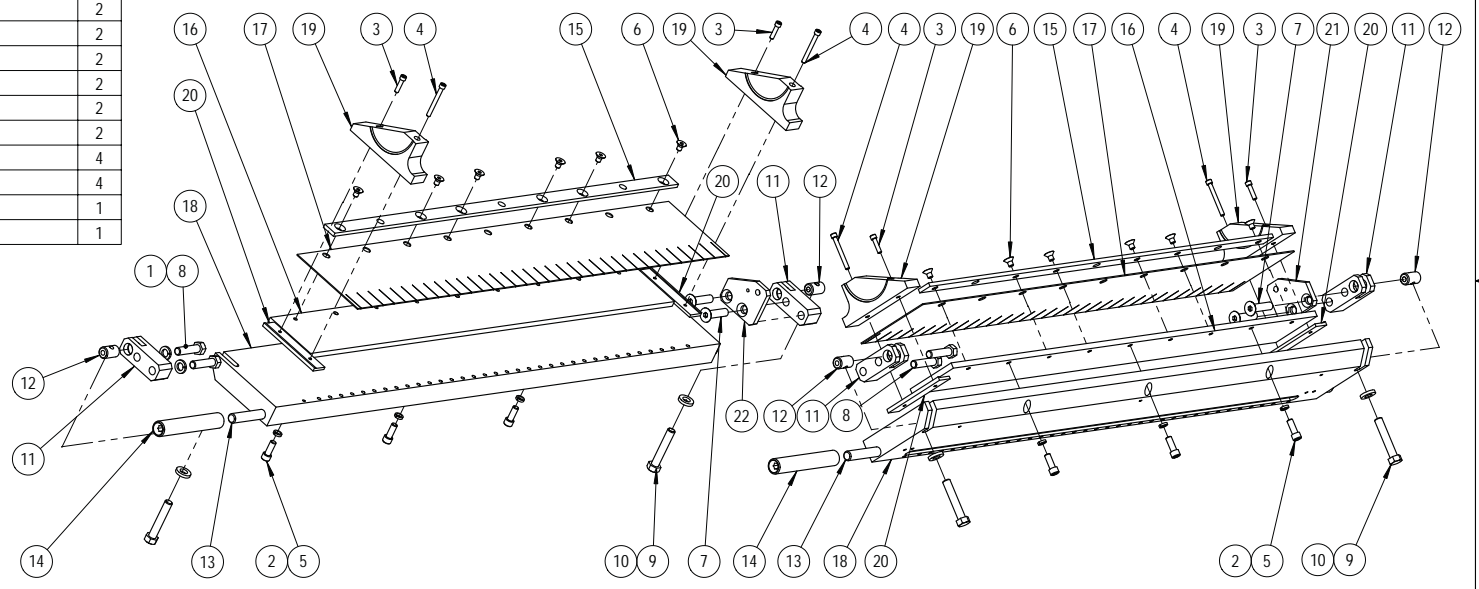
WEB PRESS LLC
 701 EAST "D" STREET
 TACOMA, WASHINGTON 98421

TITLE		INK FOUNTAIN ASS'Y W/SEG. BLADES	
DRAWN	ZB	SIZE	B
APPROVED	ZB	DWG. NO.	520104002
SCALE	1:6	DATE	8-28-08
SHEET	2	OF	2
REV.	A		

Revised 6/27/2019

ITEM NO.	PART NUMBER	DESCRIPTION	combi ne/O TY
1	024-10-8	1/2" SPRING LOCK WASHER	4
2	024-30-6	3/8" HIGH COLLAR LOCK WASHER	6
3	036-10-416	1/4-20 X 1.0" LG. SHCS	4
4	036-10-436	1/4-20 X 2 1/4" LG. SHCS	4
5	036-10-616	3/8-16 UNC X 1.0" LG SHCS	6
6	036-50-508	5/16-18 UNC X 1/2" LG. FHCS	12
7	036-50-832	1/2-13 UNC X 2.0" LG. FHCS	4
8	037-10-832	1/2-13 X 2.0" LG HHCS	4
9	037-10-844	1/2-13 X 2 3/4" LG HHCS	4
10	080-30-8	1/2" STUD WASHER	4
11	11001500	BLOCK, DROP FOUNTAIN	4
12	11001550	BURREL NUT, DROP FOUNTAIN SWING BOLT HOLDING	4
13	11001650	BAR, FOUNTIAN TIE	2
14	11001670	NUT, FOUNTAIN TIE BAR	2
15	11001700	CLAMP BAR, TOP OF INK FOUNTAIN BLADE	2
16	11001730	SPACER, INK FOUNTAIN, LOWER	2
17	11001790	SEGMENTED BLADE, SGN OSCILL, 35 KEYS	2
18	11001852	BASE, INK FOUNTAIN	2
19	11001900	CHEEK, INK FOUNTAIN	4
20	11002010	FOUNTAIN END, SEGMENTED BLADE	4
21	11022030	BRACKET, IDLER L.H.	1
22	11022140	BRACKET, IDLER R.H.	1

DATE	SYM	REVISION RECORD	DR	CK
8-28-08	A	NEW RELEASE	ZB	



SINGLE OSCILLATOR, 35 KEYS

WP WEB PRESS, LLC
701 EAST "D" STREET
TACOMA, WASHINGTON 98421


WEB PRESS CORPORATION PROPRIETARY INFORMATION THIS DOCUMENT CONTAINS TRADE SECRETS PROTECTED BY THE UNIFORM TRADE SECRETS ACT (RCW 19J08).	TOLERANCES (EXCEPT AS SHOWN)		TITLE	
	FRACTIONAL	± 1/32	INK FOUNTAIN ASS'Y W/SEG. BLADES & EPG	
	DECIMALS	.XX ± .01 .XXX ± .005	DRAWN	ZB
	ANGLES	± F	SCALE	1:8
DO NOT SCALE DRAWING		CONTROLLED BY	ZB	APPROVALS
		SIZE	B	DWG. NO.
				520104003
		DATE	8-28-08	SHEET 1 OF 2
		REV	A	

DATE	SYM	REVISION RECORD	DR	CK
8-28-08	A	NEW RELEASE	ZB	



WEB PRESS CORPORATION
 PROPRIETARY INFORMATION
 THIS DOCUMENT CONTAINS TRADE SECRETS
 PROTECTED BY THE
 UNIFORM TRADE SECRETS ACT (RCW 19J08).

TOLERANCES (EXCEPT AS SHOWN)	
FRACTIONAL	± 1/32
DECIMALS	.XX ± .01 .XXX ± .005
ANGLES	± 1°
DO NOT SCALE DRAWING	



WEB PRESS, LLC
 701 EAST "D" STREET
 TACOMA, WASHINGTON 98421

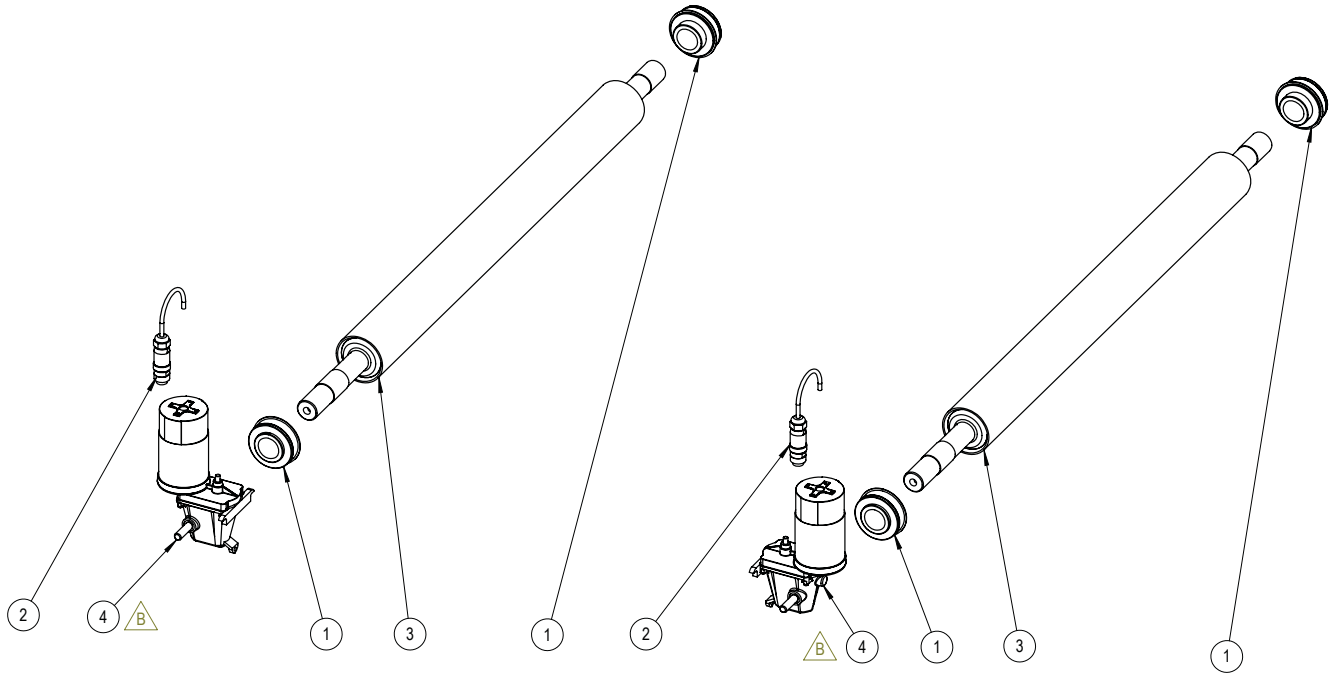
TITLE		SIZE	DWG. NO.
INK FOUNTAIN ASS'Y W/SEG. BLADES & EPG		B	520104003
DRAWN: ZB	APPROVALS	SCALE: 1:6	DATE: 8-28-08
ACCOMPLISHED BY: ZB		SHEET 2 OF 2	REV. A

Revised 6/27/2019

ITEM NO.	PART NUMBER	DESCRIPTION	QTY.
1	001009	ER-24 BEARING	4
2	048507	3 PIN MALE THREAD CABLE	2
3	11000950	ROLLER, INK FOUNTAIN	2
4	11001260	MOTOR, INK,	2

REVISIONS				
ZONE	REV.	DESCRIPTION	DATE	APPROVED
	A	NEW RELEASE	07/2007	GV
	B	MOTOR WAS LH AND RH, ECN 13-0290	3-25-13	ZB

Note: Ink Motors 11001250 & 11001300 are obsolete. Replacement is 11001260. Call parts for installation advice.




WEB PRESS LLC
 PROPRIETARY INFORMATION
 THIS DOCUMENT CONTAINS TRADE SECRETS
 PROTECTED BY THE
 UNIFORM TRADE SECRETS ACT (RCW 19.108).

TOLERANCES (EXCEPT AS SHOWN)	
FRACTIONAL	± 1/32
DECIMALS	.XX ± .01 .XXX ± .005
ANGLES	± F
DO NOT SCALE DRAWING	

		WEB PRESS LLC 701 EAST "D" STREET TACOMA, WASHINGTON 98421	
TITLE INK FOUNTAIN ROLLER ASS'Y, LH/RH			
DRAWN: G VARGAS		SIZE: B	DWG. NO.: 520105000
SCALE: 1:8	DATE: 07/20/07	SHEET: 1	OF: 1
APPROVED: GV	APPROVALS:	REV.:	B


DATE	SYM	REVISION RECORD	DR	CK
07/20/07	A	NEW RELEASE	GV	



Web Press Corporation
 Proprietary Information

This document contains trade secrets
 protected by the
 Uniform Trade Secrets Act (RCW 19.108).

TOLERANCES (EXCEPT AS SHOWN)	
FRACTIONAL	± 1/32
DECIMALS	XX ± .01 XXX ± .005
ANGLES	± 1°
DO NOT SCALE DRAWING	

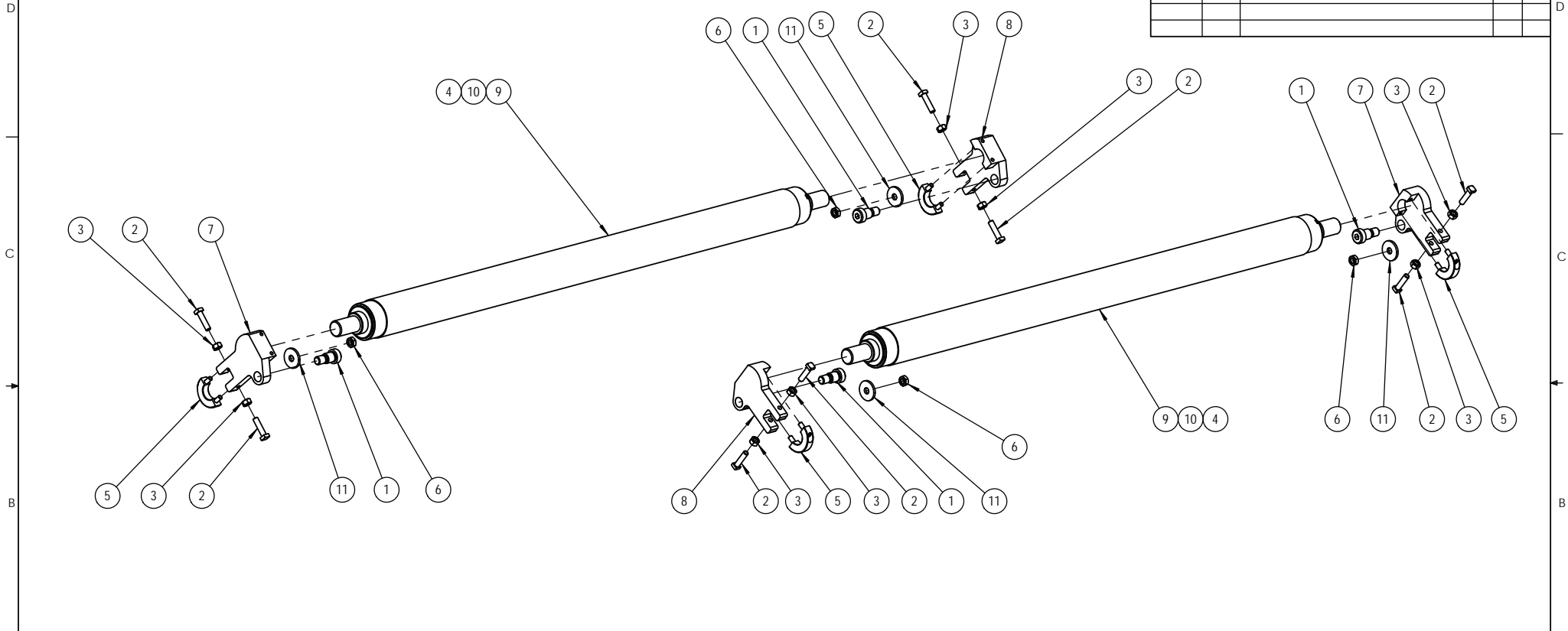


WEB PRESS LLC
 701 EAST "D" STREET
 TACOMA, WASHINGTON 98421

TITLE INK FOUNTAIN ROLLER ASSEMBLY		SIZE B	DWG. NO. 520105000
DRAWN: G VARGAS	APPROVALS:	SCALE: 1:6	DATE: 07/20/07
MODELED BY: GV		SHEET 2 OF 2	REV. A

Revised 6/27/2019 1

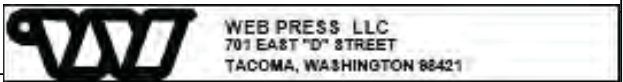
DATE	SYM	REVISION RECORD	DR	CK
07/20/07	A	NEW RELEASE	GV	



ITEM NO.	PART NUMBER	DESCRIPTION	QTY.
1	035-10-1010	SHOULDER SCREW 5/8 X 5/8	4
2	037-90-520	5/16-18 SQUARE HEAD SCREW	8
3	039-10-5	5/16-18 HEX NUT	8
4	001016	1" ID X 2.0472 OD SEALMASTER	4
5	032012	1" Ø STEEL SET COLLAR	4
6	090778	3/8-16 JAMBUT W/PATCH	4
7	11002211	PIVOT ARM, RH. SKIMMER	2
8	11002221	PIVOT ARM, LH. SKIMMER	2
9	11005401	ROLLER, INK SKIMMER	2
10	11005352	SHAFT, INK SKIMMER	2
11	11023160	WASHER, INK SKIMMER	4

Web Press Corporation
 Proprietary Information
 This document contains trade secrets
 protected by the
 Uniform Trade Secrets Act (RCW 19.108).

TOLERANCES (EXCEPT AS SHOWN)	
FRACTIONAL	± 1/32
DECIMALS	.XX ± .01 .XXX ± .005
ANGLES	± 1°
DO NOT SCALE DRAWING	




TITLE INK SKIMMER ASSEMBLY		SIZE B	DWG. NO. 520106000
DRAWN: <i>G VARGAS</i>	APPROVALS:	SCALE: 1:6	DATE: 07/20/07
MODELED BY: <i>GV</i>		SHEET 1 OF 2	REV. A

DATE	SYM	REVISION RECORD	DR	CK
07/20/07	A	NEW RELEASE	GV	



Web Press Corporation
 Proprietary Information
 This document contains trade secrets
 protected by the
 Uniform Trade Secrets Act (RCW 19.108).

TOLERANCES (EXCEPT AS SHOWN)	
FRACTIONAL	± 1/32
DECIMALS	XX ± .01 XXX ± .005
ANGLES	± 1°
DO NOT SCALE DRAWING	

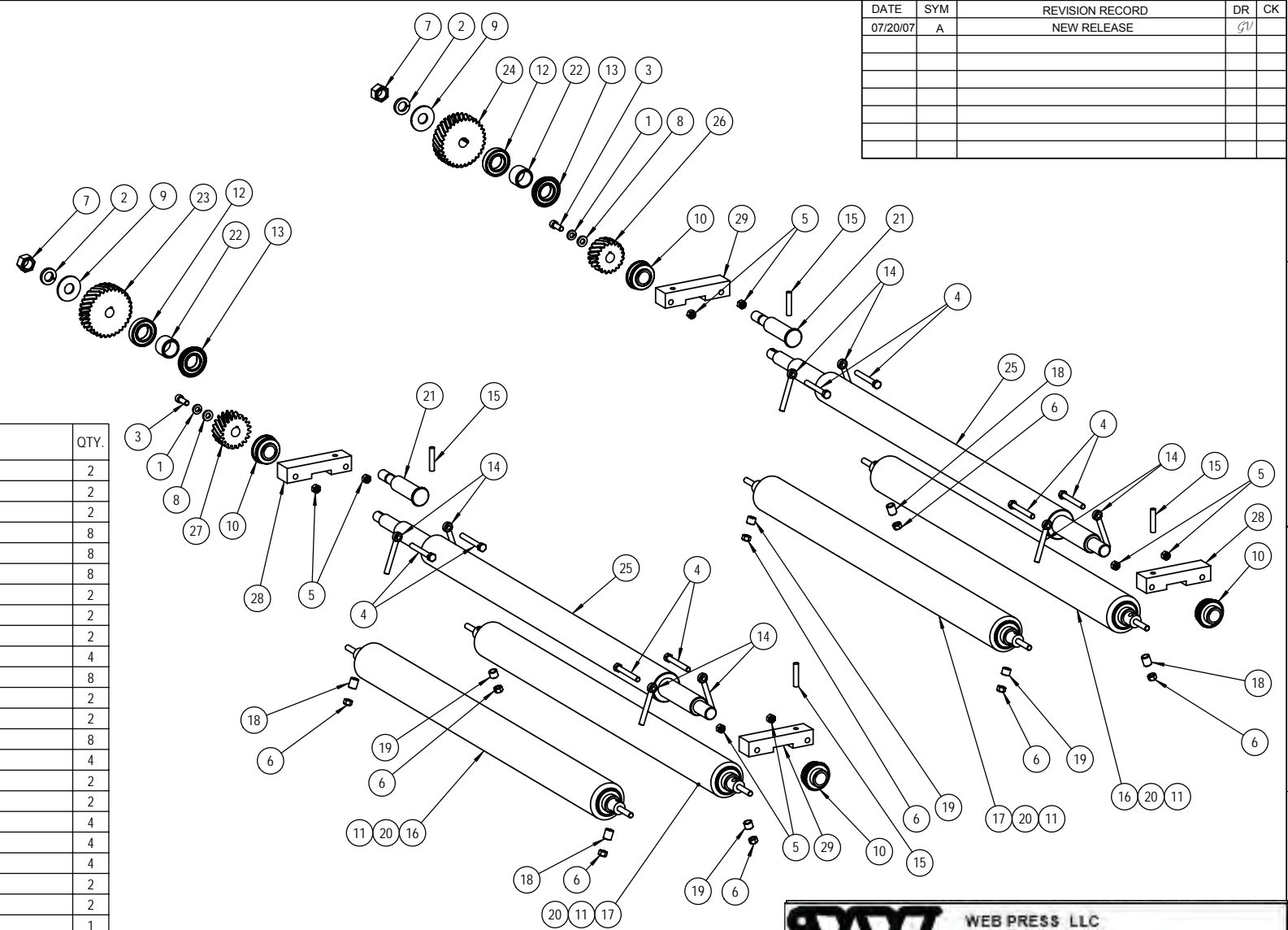


WEB PRESS LLC
 701 EAST "D" STREET
 TACOMA, WASHINGTON 98421

TITLE INK SKIMMER ASSEMBLY		SIZE B	DWG. NO. 520106000
DRAWN: G VARGAS	MODELED BY: GV	APPROVALS	SCALE: 1:6 DATE: 07/20/07 SHEET 2 OF 2 REV. A

Revised 6/27/2019 1

DATE	SYM	REVISION RECORD	DR	CK
07/20/07	A	NEW RELEASE	GV	



ITEM NO.	PART NUMBER	DESCRIPTION	QTY.
1	024-10-6	3/8" SPRING LOCK WASHER	2
2	024-10-12	3/4" SPRING LOCK WASHER	2
3	036-10-616	3/8-16 UNC X 1.0" LG SHCS	2
4	037-11-648	3/8-16 X 3" LG. HHCS(FULL THREAD)	8
5	039-10-6	3/8-16 UNC HEX NUT	8
6	039-12-6	3/8-16 NYLOC NUT	8
7	039-20-12	3/4-16 UNF HEX NUT	2
8	080-30-6	3/8" STUD WASHER	2
9	080-40-12	3/4" CUT WASHER	2
10	001016	1" ID X 2.0472 OD SEALMASTER	4
11	001016	1" ID X 2.0472 OD SEALMASTER	8
12	001072	BEARING, 6006-2RS	2
13	001073	BEARING, 6006-2RSNR	2
14	035036	SWING BOLT 3/8-16 X 3	8
15	090765	3/8-16 X 1.88 LG STUD	4
16	514370	ASSEMBLY INK TRANSFER ROLLER	2
17	514640	INK FORM ROLLER 2 7/8" Ø	2
18	11000400	SPACER, ROLLER	4
19	11000410	SPACER, ROLLER 1/2" LG.	4
20	11000810	SHAFT, TRANSFER ROLL	4
21	11004251	SHAFT, TRANSFER GEAR	2
22	11004350	SPACER, SLEEVE	2
23	11004500	POWER TRANSFER GEAR, L.H.	1
24	11004550	POWER TRANSFER GEAR, R.H.	1
25	11005150	TRANSFER ROLLER	2
26	11005200	GEAR, SMALL COPPER ROLLER, LH	1
27	11005250	GEAR, COPPER INK ROLLER R.H.	1
28	11019910	DAMPENER BLOCK G.S. P2, & O.S. P1	2
29	11019920	DAMPENER BLOCK, O.S. P2, & G.S. P1	2

Web Press Corporation
 Proprietary Information

This document contains trade secrets protected by the Uniform Trade Secrets Act (RCW 19.108).

TOLERANCES (EXCEPT AS SHOWN)	
FRACTIONAL	± 1/32
DECIMALS	.XX ± .01 .XXX ± .005
ANGLES	± 1°
DO NOT SCALE DRAWING	

WEB PRESS LLC
 701 EAST "D" STREET
 TACOMA, WASHINGTON 98421

TITLE INK TRANSFER ROLLERS

DRAWN: G VARGAS	SIZE: B	DWG. NO.: 520107000	
MODELED BY: GV	APPROVALS:	SCALE: 1:9	DATE: 07/20/07
		SHEET 1 OF 2	REV. A

DATE	SYM	REVISION RECORD	DR	CK
07/20/07	A	NEW RELEASE	GV	



Web Press Corporation
 Proprietary Information
 This document contains trade secrets
 protected by the
 Uniform Trade Secrets Act (RCW 19.108).

TOLERANCES (EXCEPT AS SHOWN)	
FRACTIONAL	± 1/32
DECIMALS	XX ± .01 XXX ± .005
ANGLES	± 1°
DO NOT SCALE DRAWING	

	WEB PRESS LLC 701 EAST "D" STREET TACOMA, WASHINGTON 98421

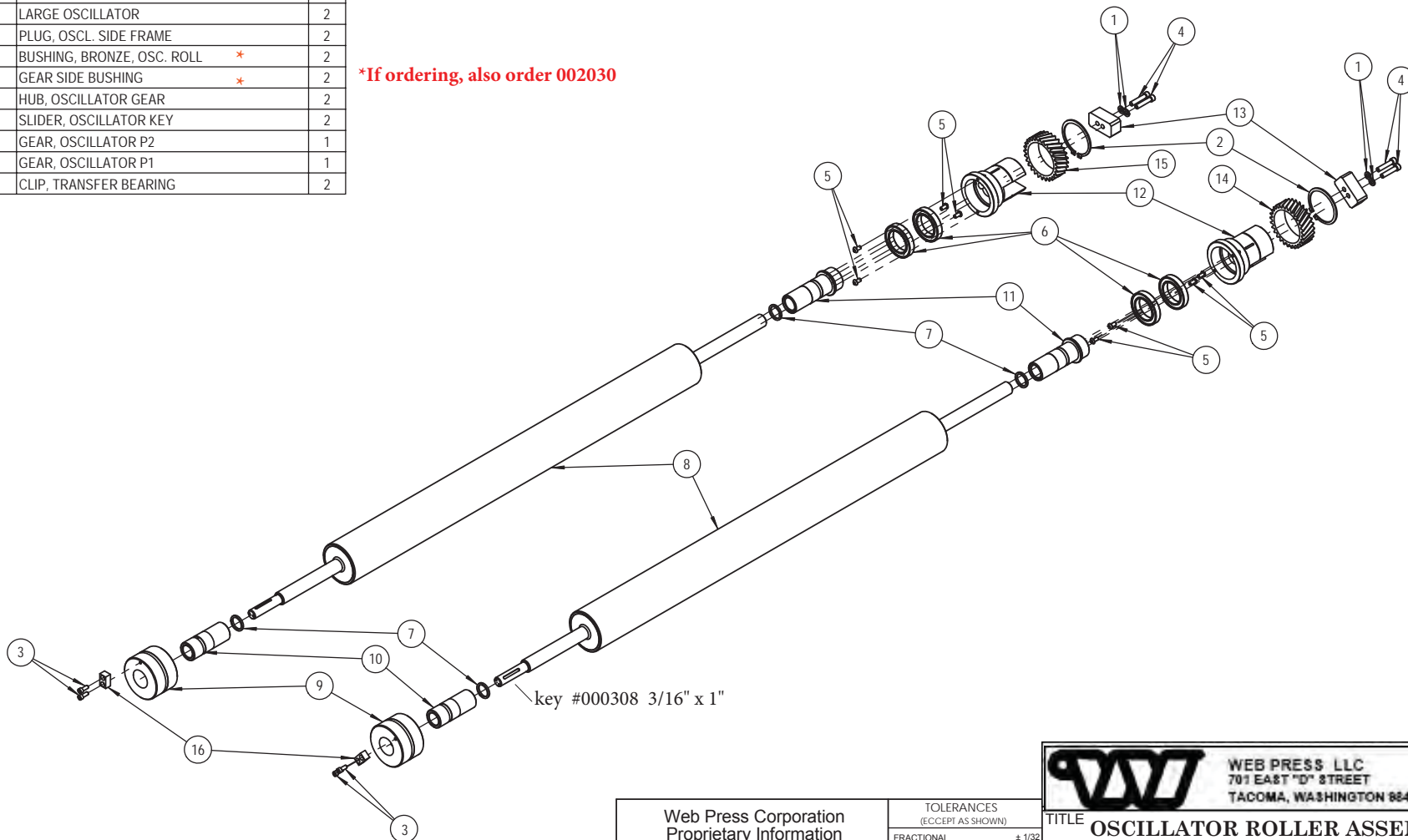
TITLE INK TRANSFER ROLLERS		SIZE B	DWG. NO. 520107000
DRAWN: <i>G VARGAS</i>	APPROVALS	SCALE: 1:6	DATE: 07/20/07
MODELED BY: <i>GV</i>		SHEET 2 OF 2	REV. A

Revised 6/27/2019¹

ITEM NO.	PART NUMBER	DESCRIPTION	QTY.
1	024-10-5	5/16 SPRING LOCK WASHER	4
2	030064	2 3/4" Ø EXTERNAL SPIRAL SNAP RING	2
3	036-10-410	1/4-20 X 5/8" LG. SHCS	4
4	036-10-524	5/16-18 X 1 1/2" LG. SHCS	4
5	037-50-408	1/4-20 X 1/2 LG BHCS	8
6	001071	61909-2RS BEARING	4
7	002030	1" ID X 1 1/4" OD SEAL	4
8	11002400	LARGE OSCILLATOR	2
9	11002502	PLUG, OSC. SIDE FRAME	2
10	11002551	BUSHING, BRONZE, OSC. ROLL *	2
11	11002750	GEAR SIDE BUSHING *	2
12	11002801	HUB, OSCILLATOR GEAR	2
13	11002900	SLIDER, OSCILLATOR KEY	2
14	11002950	GEAR, OSCILLATOR P2	1
15	11003000	GEAR, OSCILLATOR P1	1
16	11004300	CLIP, TRANSFER BEARING	2

*If ordering, also order 002030

DATE	SYM	REVISION RECORD	DR	CK
07/20/07	A	NEW RELEASE	GV	
06/02/17		ITEM 2 CLARIFIED		



Web Press Corporation
 Proprietary Information
 This document contains trade secrets
 protected by the
 Uniform Trade Secrets Act (RCW 19.108).

TOLERANCES (EXCEPT AS SHOWN)	
FRACTIONAL	± 1/32
DECIMALS	.XX ± .01 XXX ± .005
ANGLES	± 1°
DO NOT SCALE DRAWING	

		WEB PRESS LLC 701 EAST "D" STREET TACOMA, WASHINGTON 98421	
TITLE OSCILLATOR ROLLER ASSEMBLY			
DRAWN: G VARGAS	SIZE B	DWG. NO. 520108000	
MODELED BY: GV	APPROVALS	SCALE: 1:8	DATE: 07/20/07
		SHEET 1 OF 2	REV. A


DATE	SYM	REVISION RECORD	DR	CK
07/20/07	A	NEW RELEASE	GV	



Web Press Corporation
 Proprietary Information

This document contains trade secrets
 protected by the
 Uniform Trade Secrets Act (RCW 19.108).

TOLERANCES (EXCEPT AS SHOWN)	
FRACTIONAL	± 1/32
DECIMALS	XX ± .01 XXX ± .005
ANGLES	± 1°
DO NOT SCALE DRAWING	



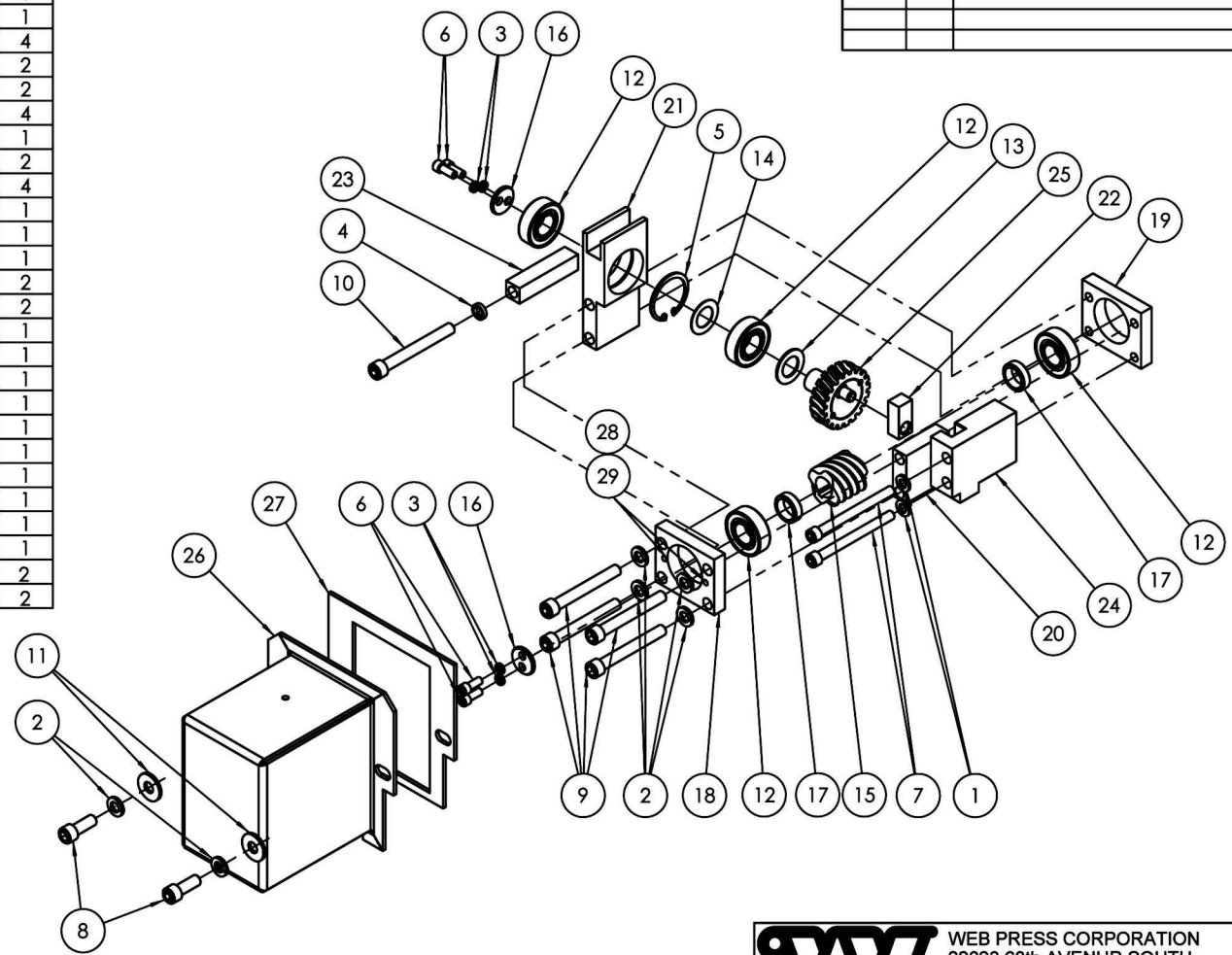
WEB PRESS LLC
 701 EAST "D" STREET
 TACOMA, WASHINGTON 98421

TITLE		OSCILLATOR ROLLER ASSEMBLY		
DRAWN:	G VARGAS	SIZE	DWG. NO.	
MODELED BY:	GV	B	520108000	
APPROVALS		SCALE:	DATE:	SHEET
		1:5	07/20/07	2 OF 2
				REV. A

Revised 6/27/2019¹

ITEM NO.	PART NUMBER	DESCRIPTION	QTY.
1	024-10-5	5/16" Ø WASHER, SPRING LOCK, ZINC	2
2	024-10-6	3/8" Ø WASHER, SPRING LOCK, ZINC	6
3	024-30-4	1/4" HIGH COLLAR LOCK WASHER	4
4	024-30-6	3/8" HIGH COLLAR LOCK WASHER	1
5	030-50-162	1.625 SNAP RING INTERNAL	1
6	036-10-410	1/4-20 X 5/8" LG. SHCS	4
7	036-10-556	5/16-18 UNC X 3 1/2" LG. SHCS	2
8	036-10-616	3/8-16 UNC X 1.0" LG SHCS	2
9	036-10-648	3/8-16 UNC X 3.0" LG SHCS	4
10	036-10-652	3/8-16 UNC X 3.25" LG SHCS	1
11	080-10-6	3/8" FLAT WASHER	2
12	001074	BEARING #1630 DC, OSC. WORM GEAR	4
13	005001	WASHER, THRUST (TRA-1220)	1
14	005004	WASHER, THRUST (TRB-1220)	1
15	067079	WORM GEAR, BOSTON H1618	1
16	11003350	CLAMP, OSC. GEAR BOX	2
17	11003400	SPACER	2
18	11003450	CAP, OSC GEAR BOX	1
19	11003500	BOTTOM, OSC. GEAR BOX	1
20	11003600	SIDE, OSCILLATOR GEAR BOX	1
21	11003650	OSCILLATOR GEAR BOX LONG	1
22	11003701	SLIDER, VERTICAL, OSC.	1
23	11004050	SLIDER, VERTICAL, OSC.	1
24	11004100	ANCHOR, OSC GEAR BOX	1
25	11004003	ASSEMBLY, OSCILLATOR WORM GEAR	1
26	11004200	COVER, OSCILLATOR GEAR	1
27	11004220	GASKET - COVER, OSCL GEAR	1
28	036-10-408	1/4-20 UNC X 1/2" LG SHCS	2
29	024-10-4	WASHER, LOCK, 1/4" SPRING LOCK	2

DATE	SYM	REVISION RECORD	DR	CK
8/1/03	A	NEW RELEASE	GV	BC
10/12/18	B	UPDATE ITEM 13, 14, ADD 28, 29	GS	RG




 WEB PRESS CORPORATION 22023 68th AVENUR SOUTH KENT, WASHINGTON 98032		TITLE ASSEMBLY, OSCILLATOR MECHANISM	
		DRAWN: G VARGAS	SIZE: B
SCALE: NTS	APPROVALS: GV BC	SHEET: 1 OF 2	REV.: B

WEB PRESS CORPORATION
PROPRIETARY INFORMATION
 THIS DOCUMENT CONTAINS TRADE SECRETS
 PROTECTED BY THE
 UNIFORM TRADE SECRETS ACT (RCW 19.108).

TOLERANCES (EXCEPT AS SHOWN)	
FRACTIONAL	± V32
DECIMALS	.XX ± .01 .XXX ± .005
ANGLES	± 1°
DO NOT SCALE DRAWING	


2		1	
DATE	SYM	REVISION RECORD	DR CK
8/1/03	A	NEW RELEASE	GV BC



WEB PRESS CORPORATION
 PROPRIETARY INFORMATION

THIS DOCUMENT CONTAINS TRADE SECRETS
 PROTECTED BY THE
 UNIFORM TRADE SECRETS ACT (RCW 19.108).

TOLERANCES (EXCEPT AS SHOWN)	
FRACTIONAL	±1/32
DECIMALS	.XX ± .01 .XXX ± .005
ANGLES	±1°
DO NOT SCALE DRAWING	



WEB PRESS LLC
 701 EAST "D" STREET
 TACOMA, WASHINGTON 98421

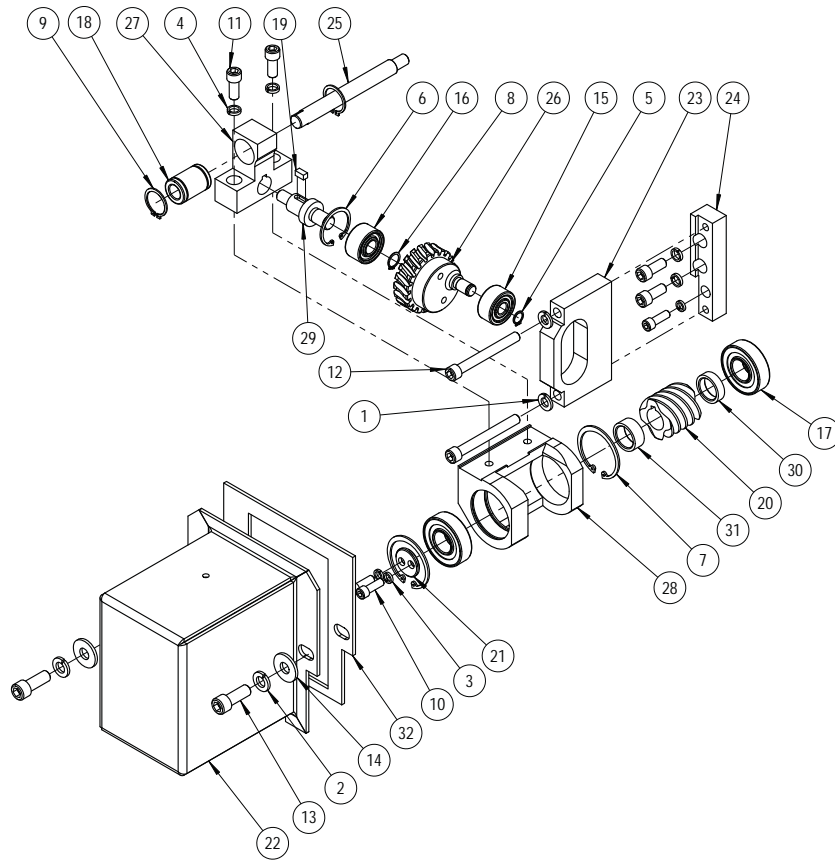
TITLE		ASSEMBLY, OSCILLATOR MECHANISM			
DRAWN	G VARGAS	SIZE	B	DMG. NO.	520108100
APPROVED BY:	GV	APPROVALS:	BC	SCALE:	NTS
DATE:		8/1/03	SHEET	2	OF 2
REV.		A			

Revised 6/27/2019

NOTE: This version is STANDARD on most models.

ITEM NO.	PART NUMBER	DESCRIPTION	QTY.
1	024-10-5	5/16" Ø WASHER, SPRING LOCK, ZINC	2
2	024-10-6	3/8" Ø WASHER, SPRING LOCK, ZINC	2
3	024-30-4	1/4" HIGH COLLAR LOCK WASHER	3
4	024-30-5	5/16" HIGH COLLAR LOCK WASHER	4
5	030-40-010	10mm EXTERNAL SNAP RING	1
6	030-50-125	1 1/4" Ø INTERNAL SNAP RING	1
7	030-50-175	1 3/4" Ø INTERNAL SNAP RING	2
8	030-51-046	.046" SNAP RING EXTERNAL	1
9	030-51-087	7/8" EXTERNAL SNAP RING	2
10	036-10-412	1/4-20 X 3/4" LG. SHCS	3
11	036-10-512	5/16-18 X 3/4" LG. SHCS	4
12	036-10-544	5/16-18 UNC X 2 3/4" LG. SHCS	2
13	036-10-616	3/8-16 UNC X 1.0" LG SHCS	2
14	080-10-6	3/8" FLAT WASHER	2
15	001101	10 X 30 X 14.29 DOUBLE ROW BEARING	1
16	001104	12 X 32 X 15.88 DOUBLE ROW BEARING	1
17	001106	BEARING #1630 DC, OSC. WORM GEAR	2
18	002071	LINEAR BEARING	1
19	000304	3/16 X 3/8 WOODRUFF KEY	1
20	067079	WORM GEAR, BOSTON H1618	1
21	11003350	CLAMP, OSC. GEAR BOX	1
22	11004200	COVER, OSCILLATOR GEAR	1
23	11030610	OSCILLATOR MOUNT	1
24	11030620	OSCILLATOR MOUNT P1	1
25	11030650	SHAFT	1
26	11030660	WORM GEAR & DRIVE PINION ASSEMBLY	1
27	11030690	SLIDE GUIDE	1
28	11030700	OSCILLATOR BEARING MOUNT P1	1
29	11030720	BEARING MOUNT	1
30	11030730	SPACER, SHORT	1
31	11030740	SPACER, LONG	1
32	11004220	GASKET - COVER, OSCL GEAR	1

DATE	REV.	DR	CK
7/20/2007	A	GV	BC




W WEB PRESS LLC
701 EAST "D" STREET
TACOMA, WASHINGTON 98421

WEB PRESS CORPORATION PROPRIETARY INFORMATION THIS DOCUMENT CONTAINS TRADE SECRETS PROTECTED BY THE UNIFORM TRADE SECRETS ACT (RCW 19J08).	TOLERANCES (EXCEPT AS SHOWN)		TITLE	
	FRACTIONAL	± 1/32	OSCILLATOR, MECH. PAGE 1	
	DECIMALS	.XX ± .01 .XXX ± .005	DRAWN	SIZE
	ANGLES	± F	GV	B
DO NOT SCALE DRAWING		CHECKED BY:	APPROVALS	SCALE
		GV	BC	NTS
		DATE: 07/20/07		SHEET 1 OF 2
		REV. A		

NOTE: This version was OPTIONAL on some models.
Revised 6/27/2019

DATE	REV.	DESCRIPTION	DR	CK
7/20/2007	A	See Sheet1	GV	BC



WEB PRESS CORPORATION
 PROPRIETARY INFORMATION
 THIS DOCUMENT CONTAINS TRADE SECRETS
 PROTECTED BY THE
 UNIFORM TRADE SECRETS ACT (RCW 19J08).

TOLERANCES (EXCEPT AS SHOWN)	
FRACTIONAL	± 1/32
DECIMALS	.XX ± .01 .XXX ± .005
ANGLES	± 1°
DO NOT SCALE DRAWING	

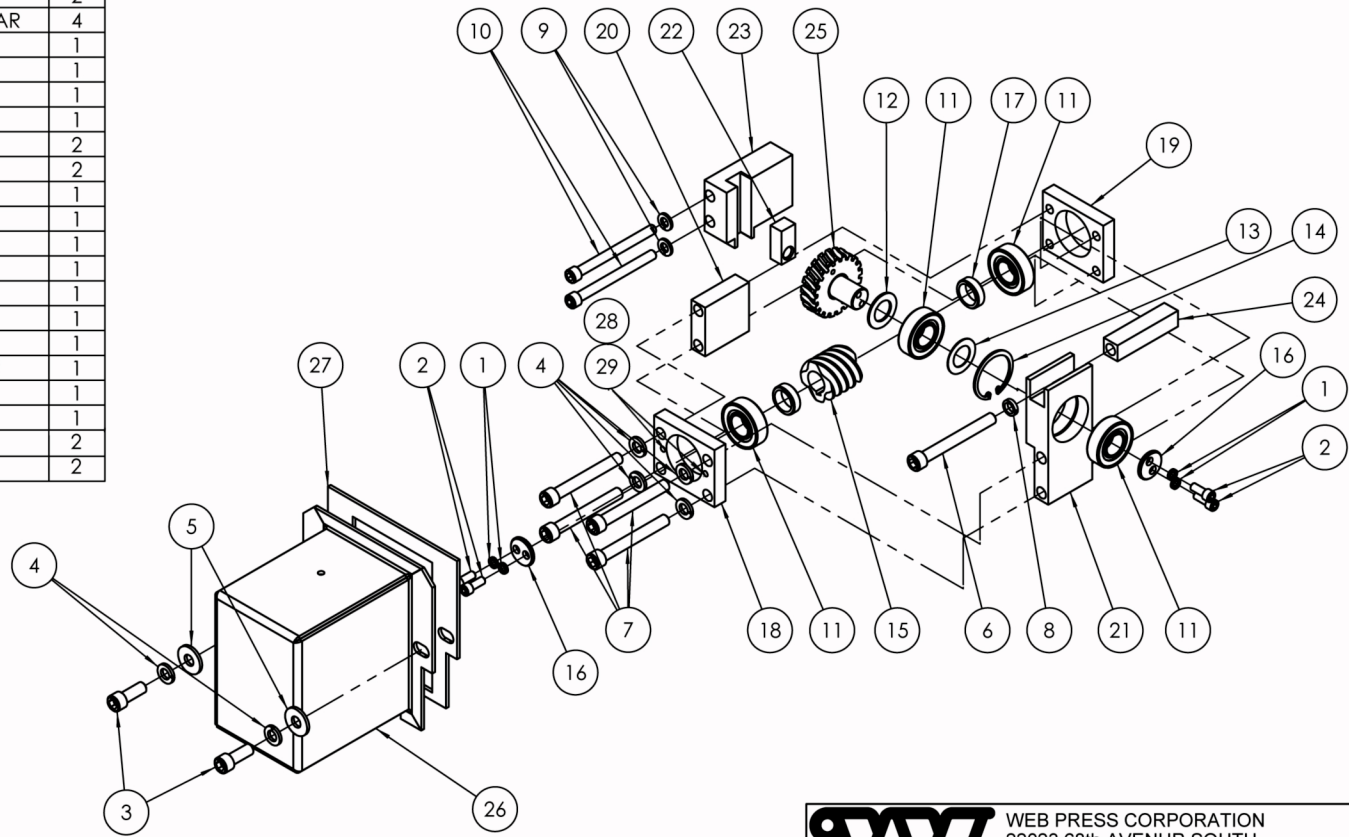
WP WEB PRESS, LLC
 701 EAST "D" STREET
 TACOMA, WASHINGTON 98421

TITLE		DWG. NO.	
OSCILLATOR, MECH. PAGE 1		520108101	
DRAWN	SCALE	DATE	SHEET
GV	NTS	07/20/07	2 OF 2
CHECKED BY	APPROVALS	DATE	REV.
GV	BC		A

Revised 6/27/2019

ITEM NO.	PART NUMBER	DESCRIPTION	QTY.
1	024-30-4	1/4" HIGH COLLAR LOCK WASHER	4
2	036-10-410	1/4-20 X 5/8" LG. SHCS	4
3	036-10-616	3/8-16 UNC X 1.0" LG SHCS	2
4	024-10-6	3/8" Ø WASHER, SPRING LOCK, ZINC	6
5	080-10-6	3/8" FLAT WASHER	2
6	036-10-652	3/8-16 UNC X 3.25" LG SHCS	1
7	036-10-648	3/8-16 UNC X 3.0" LG SHCS	4
8	024-30-6	3/8" HIGH COLLAR LOCK WASHER	1
9	024-10-5	5/16" Ø WASHER, SPRING LOCK, ZINC	2
10	036-10-556	5/16-18 UNC X 3 1/2" LG. SHCS	2
11	001074	BEARING #1630 DC, OSC. WORM GEAR	4
12	005001	WASHER, THRUST (TRA-1220)	1
13	005004	WASHER, THRUST (TRB-1220)	1
14	030-50-162	1.625 SNAP RING INTERNAL	1
15	067079	WORM GEAR, BOSTON H1618	1
16	11003350	CLAMP, OSC. GEAR BOX	2
17	11003400	SPACER	2
18	11003450	CAP, OSC GEAR BOX	1
19	11003500	BOTTOM, OSC. GEAR BOX	1
20	11003600	SIDE, OSCILLATOR GEAR BOX	1
21	11003650	OSCILATOR GEAR BOX LONG	1
22	11003701	SLIDER, VERTICAL, OSC.	1
23	11003750	ANCHOR, OSC GEAR BOX	1
24	11004050	SLIDER, VERTICAL, OSC.	1
25	11004003	ASSEMBLY, OSCILLATOR WORM GEAR	1
26	11004200	COVER, OSCILLATOR GEAR	1
27	11004220	GASKET - COVER, OSCL GEAR	1
28	036-10-408	1/4 - 20 UNC X 1/2" SHCS	2
29	024-10-4	WASHER, LOCK, 1/4" SPRING LOCK	2

DATE	SYM	REVISION RECORD	DR	CK
8/1/03	A	NEW RELEASE	GV	BC
10/2/18	B	CHANGES TO 12, 13; ADDITION OF 28, 29	GS	RG



WEB PRESS CORPORATION
 PROPRIETARY INFORMATION
 THIS DOCUMENT CONTAINS TRADE SECRETS
 PROTECTED BY THE
 UNIFORM TRADE SECRETS ACT (RCW 19J08).

TOLERANCES (EXCEPT AS SHOWN)	
FRACTIONAL	± 1/32
DECIMALS	.XX ± .01 .XXX ± .005
ANGLES	± 1°
DO NOT SCALE DRAWING	

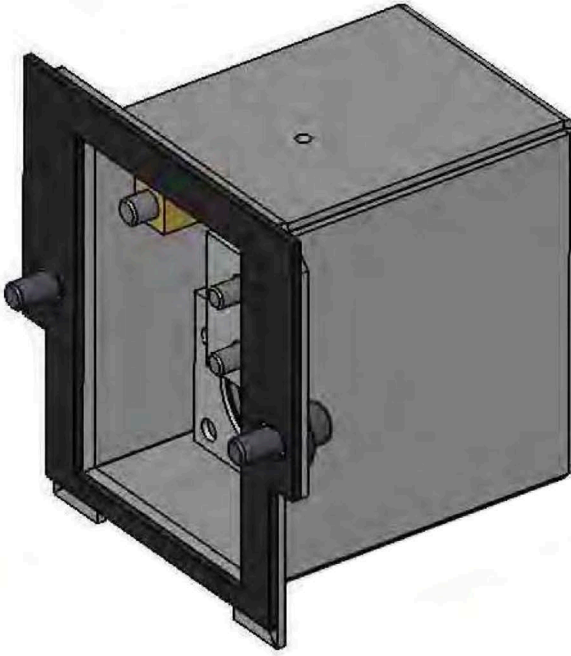


WEB PRESS CORPORATION
 22023 68th AVENUR SOUTH
 KENT, WASHINGTON 98032

TITLE ASSEMBLY, OSCILLATOR MECHANISM		DATE	REV.
DRAWN G VARGAS	SIZE B	DATE 8/1/03	REV. 2
CONTROLLED BY GV	APPROVALS BC	SCALE NTS	SHEET 1 OF 2


Revised **6/27/2018**
520108200

2		1	
DATE	SYM	REVISION RECORD	DR CK
8/1/03	A	NEW RELEASE	GV BC



WEB PRESS CORPORATION
 PROPRIETARY INFORMATION
 THIS DOCUMENT CONTAINS TRADE SECRETS
 PROTECTED BY THE
 UNIFORM TRADE SECRETS ACT (RCW 19.108).

TOLERANCES (EXCEPT AS SHOWN)	
FRACTIONAL	±1/32
DECIMALS	.XX ± .01 .XXX ± .005
ANGLES	±1°
DO NOT SCALE DRAWING	



WEB PRESS LLC
 701 EAST "D" STREET
 TACOMA, WASHINGTON 98421

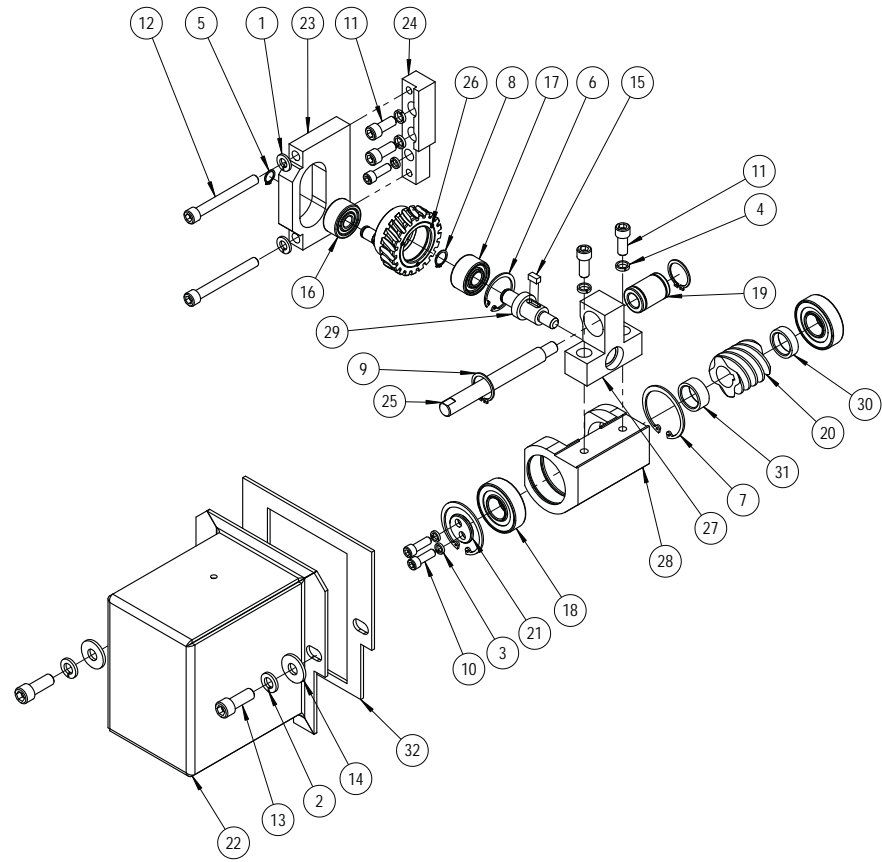
TITLE		ASSEMBLY, OSCILLATOR MECHANISM	
DRAWN	G VARGAS	SIZE	B
APPROVED BY		APPROVALS	BC
SCALE	NTS	DATE	8/1/03
SHEET	2	OF	2
REV.	A		

Revised 6/27/2019

NOTE: This version is STANDARD on most models.

ITEM NO.	PART NUMBER	DESCRIPTION	QTY.
1	024-10-5	5/16" Ø WASHER, SPRING LOCK, ZINC	2
2	024-10-6	3/8" Ø WASHER, SPRING LOCK, ZINC	2
3	024-30-4	1/4" HIGH COLLAR LOCK WASHER	3
4	024-30-5	5/16" HIGH COLLAR LOCK WASHER	4
5	030-40-010	10mm EXTERNAL SNAP RING	1
6	030-50-125	1 1/4" Ø INTERNAL SNAP RING	1
7	030-50-175	1 3/4" Ø INTERNAL SNAP RING	2
8	030-51-046	.046" SNAP RING EXTERNAL	1
9	030-51-087	7/8" EXTERNAL SNAP RING	2
10	036-10-412	1/4-20 X 3/4" LG. SHCS	3
11	036-10-512	5/16-18 X 3/4" LG. SHCS	4
12	036-10-544	5/16-18 UNC X 2 3/4" LG. SHCS	2
13	036-10-616	3/8-16 UNC X 1.0" LG SHCS	2
14	080-10-6	3/8" FLAT WASHER	2
15	000304	3/16 X 3/8 WOODRUFF KEY	1
16	001101	10 X 30 X 14.29 DOUBLE ROW BEARING	1
17	001104	12 X 32 X 15.88 DOUBLE ROW BEARING	1
18	001106	BEARING #1630 DC, OSC. WORM GEAR	2
19	002071	LINEAR BEARING	1
20	067079	WORM GEAR, BOSTON H1618	1
21	11003350	CLAMP, OSC. GEAR BOX	1
22	11004200	COVER, OSCILLATOR GEAR	1
23	11030610	OSCILLATOR MOUNT	1
24	11030630	OSCILLATOR MOUNT P2	1
25	11030650	SHAFT	1
26	11030660	WORM GEAR & DRIVE PINION ASSEMBLY	1
27	11030690	SLIDE GUIDE	1
28	11030710	OSCILLATOR BEARING MOUNT P2	1
29	11030720	BEARING MOUNT	1
30	11030730	SPACER, SHORT	1
31	11030740	SPACER, LONG	1
32	11004220	GASKET - COVER, OSCL GEAR	1

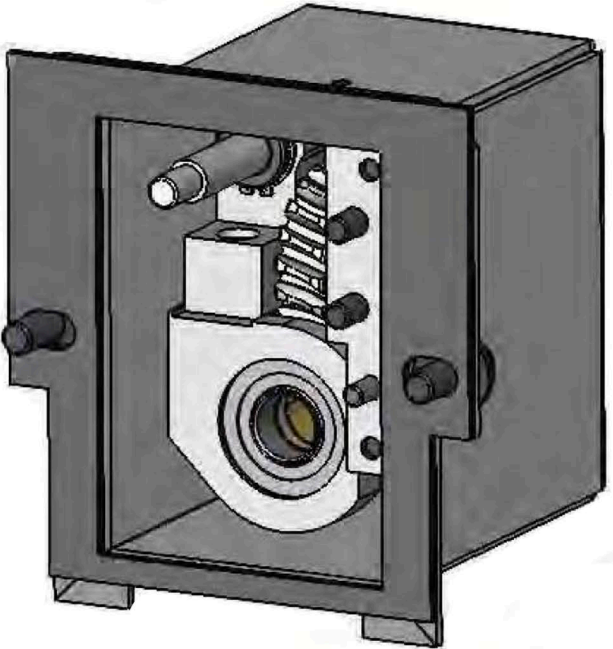
DATE	REV.	DESCRIPTION	DR	CK
7/20/07	A	NEW RELEASE	GV	BC



WEB PRESS CORPORATION PROPRIETARY INFORMATION THIS DOCUMENT CONTAINS TRADE SECRETS PROTECTED BY THE UNIFORM TRADE SECRETS ACT (RCW 19J08).	TOLERANCES (EXCEPT AS SHOWN)		TITLE OSCILLATOR, MECH. PAGE 2	
	FRACTIONAL	± 1/32	DRAWN	SIZE
	DECIMALS	.XX ± .01 .XXX ± .005	GV	B
	ANGLES	± F	APPROVED BY	APPROVALS
DO NOT SCALE DRAWING		GV	BC	DWG. NO. 520108201 SCALE: NTS DATE: 07/20/07 SHEET 1 OF 2 REV. A

NOTE: This version was OPTIONAL on some models
 Revised 6/27/2019

DATE	REV.	DESCRIPTION	DR	CK
07/20/07	A	NEW RELEASE	GV	BC



WEB PRESS CORPORATION
 PROPRIETARY INFORMATION
 THIS DOCUMENT CONTAINS TRADE SECRETS
 PROTECTED BY THE
 UNIFORM TRADE SECRETS ACT (RCW 19.108)

TOLERANCES (EXCEPT AS SHOWN)	
FRACTIONAL	±1/32
DECIMALS	.XX ±.01 .XXX ±.005
ANGLES	±1°
DO NOT SCALE DRAWING	

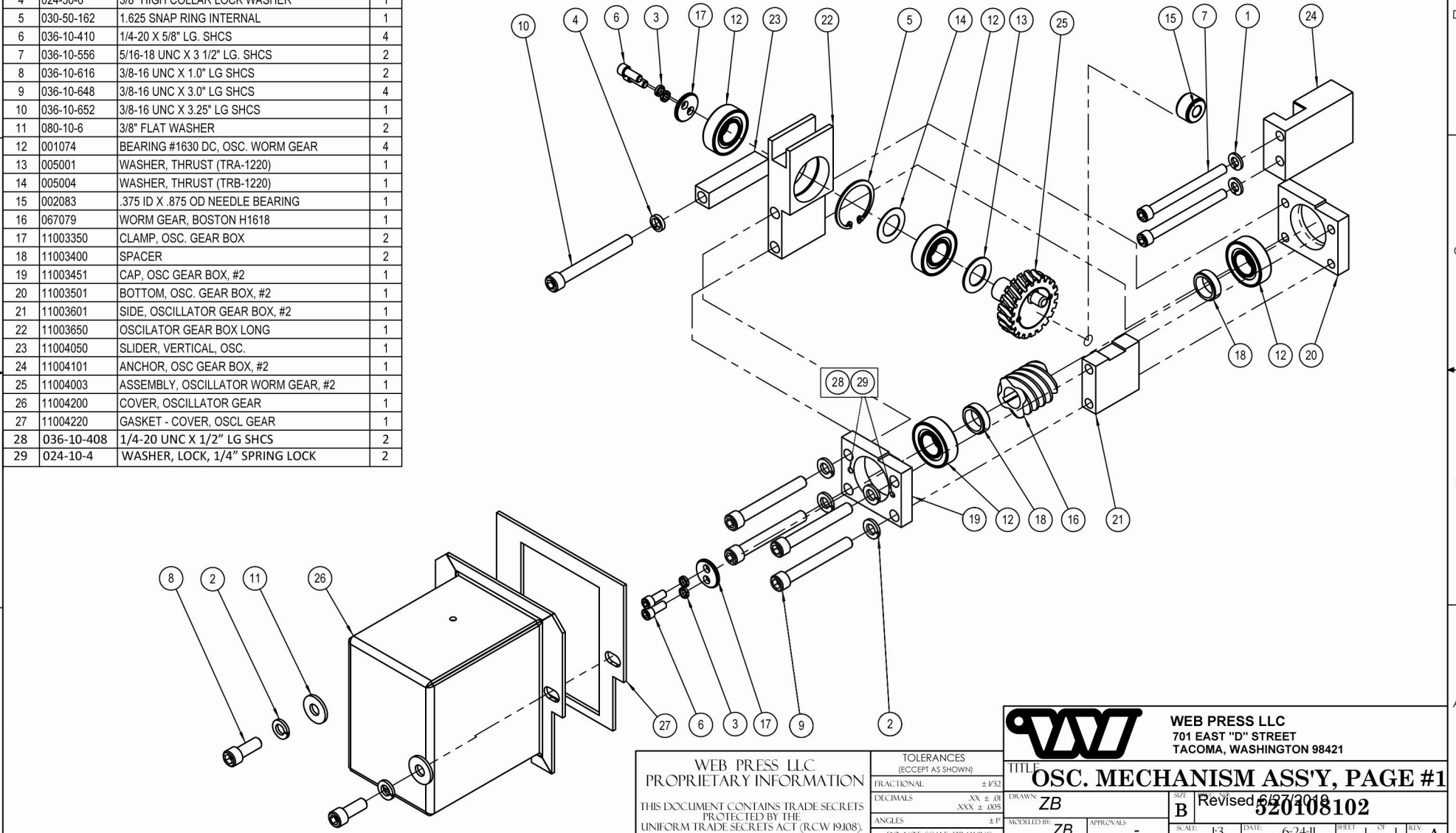
WP WEB PRESS, LLC
 701 EAST "D" STREET
 TACOMA, WASHINGTON 98421

TITLE		520108201	
DRAWN		SIZE	DWG. NO.
GV		B	520108201
MODELED BY:	APPROVALS	SCALE:	NIS
GV	BC	DATE:	07/20/07
		SHEET	2 OF 2
		REV.	A

Revised 6/27/2019

ITEM NO.	PART NUMBER	DESCRIPTION	QTY.
1	024-10-5	5/16" Ø WASHER, SPRING LOCK, ZINC	2
2	024-10-6	3/8" Ø WASHER, SPRING LOCK, ZINC	6
3	024-30-4	1/4" HIGH COLLAR LOCK WASHER	4
4	024-30-6	3/8" HIGH COLLAR LOCK WASHER	1
5	030-50-162	1.625 SNAP RING INTERNAL	1
6	036-10-410	1/4-20 X 5/8" LG. SHCS	4
7	036-10-556	5/16-18 UNC X 3 1/2" LG. SHCS	2
8	036-10-616	3/8-16 UNC X 1.0" LG SHCS	2
9	036-10-648	3/8-16 UNC X 3.0" LG SHCS	4
10	036-10-652	3/8-16 UNC X 3.25" LG SHCS	1
11	080-10-6	3/8" FLAT WASHER	2
12	001074	BEARING #1630 DC, OSC. WORM GEAR	4
13	005001	WASHER, THRUST (TRA-1220)	1
14	005004	WASHER, THRUST (TRB-1220)	1
15	002083	.375 ID X .875 OD NEEDLE BEARING	1
16	067079	WORM GEAR, BOSTON H1618	1
17	11003350	CLAMP, OSC. GEAR BOX	2
18	11003400	SPACER	2
19	11003451	CAP, OSC GEAR BOX, #2	1
20	11003501	BOTTOM, OSC. GEAR BOX, #2	1
21	11003601	SIDE, OSCILLATOR GEAR BOX, #2	1
22	11003650	OSCILATOR GEAR BOX LONG	1
23	11004050	SLIDER, VERTICAL, OSC.	1
24	11004101	ANCHOR, OSC GEAR BOX, #2	1
25	11004003	ASSEMBLY, OSCILLATOR WORM GEAR, #2	1
26	11004200	COVER, OSCILLATOR GEAR	1
27	11004220	GASKET - COVER, OSCL GEAR	1
28	036-10-408	1/4-20 UNC X 1/2" LG SHCS	2
29	024-10-4	WASHER, LOCK, 1/4" SPRING LOCK	2

REVISIONS				
DATE	REV.	DESCRIPTION	DR	CK
10/16/2018	B	NUMBER CHANGES 13, 14, ITEMS 28,29 ADDED TO PIC	GS	RG



WEB PRESS LLC
 PROPRIETARY INFORMATION
 THIS DOCUMENT CONTAINS TRADE SECRETS
 PROTECTED BY THE
 UNIFORM TRADE SECRETS ACT (RCW 19.108).

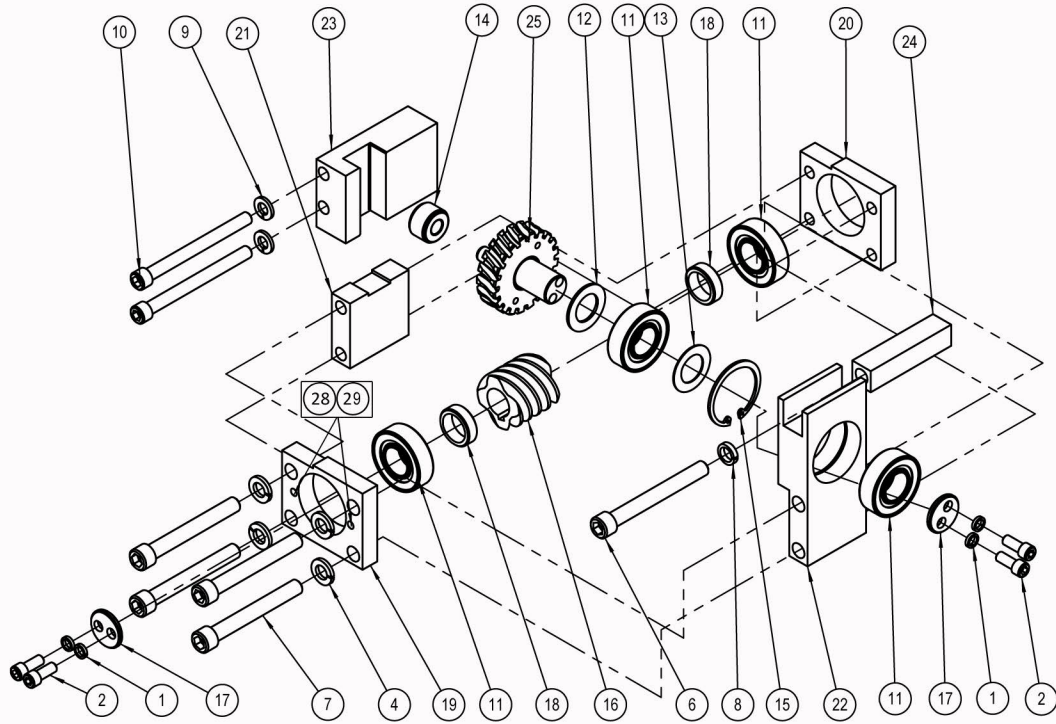
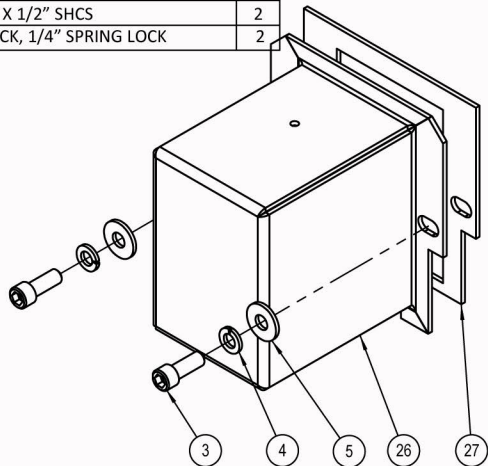
TOLERANCES
 (EXCEPT AS SHOWN)
 FRACTIONAL ± 1/32
 DECIMALS .XX ± .01
 .XXX ± .005
 ANGLES ± 1°
 DO NOT SCALE DRAWING.



WEB PRESS LLC
 701 EAST "D" STREET
 TACOMA, WASHINGTON 98421

TITLE OSC. MECHANISM ASS'Y, PAGE #1		SIZE B	
DRAWN ZB	APPROVALS	SCALE E3	DATE 6-24-11
CHECKED BY ZB	REV. 1	SHEET 1	OF 1
Revised 6/27/2018		REV. A	


ITEM NO.	PART NUMBER	DESCRIPTION	QTY.
1	024-30-4	1/4" HIGH COLLAR LOCK WASHER	4
2	036-10-410	1/4-20 X 5/8" LG. SHCS	4
3	036-10-616	3/8-16 UNC X 1.0" LG SHCS	2
4	024-10-6	3/8" Ø WASHER, SPRING LOCK, ZINC	6
5	080-10-6	3/8" FLAT WASHER	2
6	036-10-652	3/8-16 UNC X 3.25" LG SHCS	1
7	036-10-648	3/8-16 UNC X 3.0" LG SHCS	4
8	024-30-6	3/8" HIGH COLLAR LOCK WASHER	1
9	024-10-5	5/16" Ø WASHER, SPRING LOCK, ZINC	2
10	036-10-556	5/16-18 UNC X 3 1/2" LG. SHCS	2
11	001074	BEARING #1630 DC, OSC. WORM GEAR	4
12	005001	WASHER, THRUST (TRA-1220)	1
13	005004	WASHER, THRUST (TRB-1220)	1
14	002083	.375 ID X .875 OD NEEDLE BEARING	1
15	030-50-162	1.625 SNAP RING INTERNAL	1
16	067079	WORM GEAR, BOSTON H1618	1
17	11003350	CLAMP, OSC. GEAR BOX	2
18	11003400	SPACER	2
19	11003451	CAP, OSC GEAR BOX, #2	1
20	11003501	BOTTOM, OSC. GEAR BOX, #2	1
21	11003601	SIDE, OSCILLATOR GEAR BOX, #2	1
22	11003650	OSCILATOR GEAR BOX LONG	1
23	11003751	ANCHOR, OSC GEAR BOX, #2	1
24	11004050	SLIDER, VERTICAL, OSC.	1
25	11004003	ASSEMBLY, OSCILLATOR WORM GEAR, #2	1
26	11004200	COVER, OSCILLATOR GEAR	1
27	11004220	GASKET - COVER, OSCL GEAR	1
28	036-10-408	1/4 - 20 UNC X 1/2" SHCS	2
29	024-10-4	WASHER, LOCK, 1/4" SPRING LOCK	2



REVISIONS				
DATE	REV.	DESCRIPTION	DR	CK
10/17/18	B	REVERSED 12,13; ADDED 28,29	GS	RG

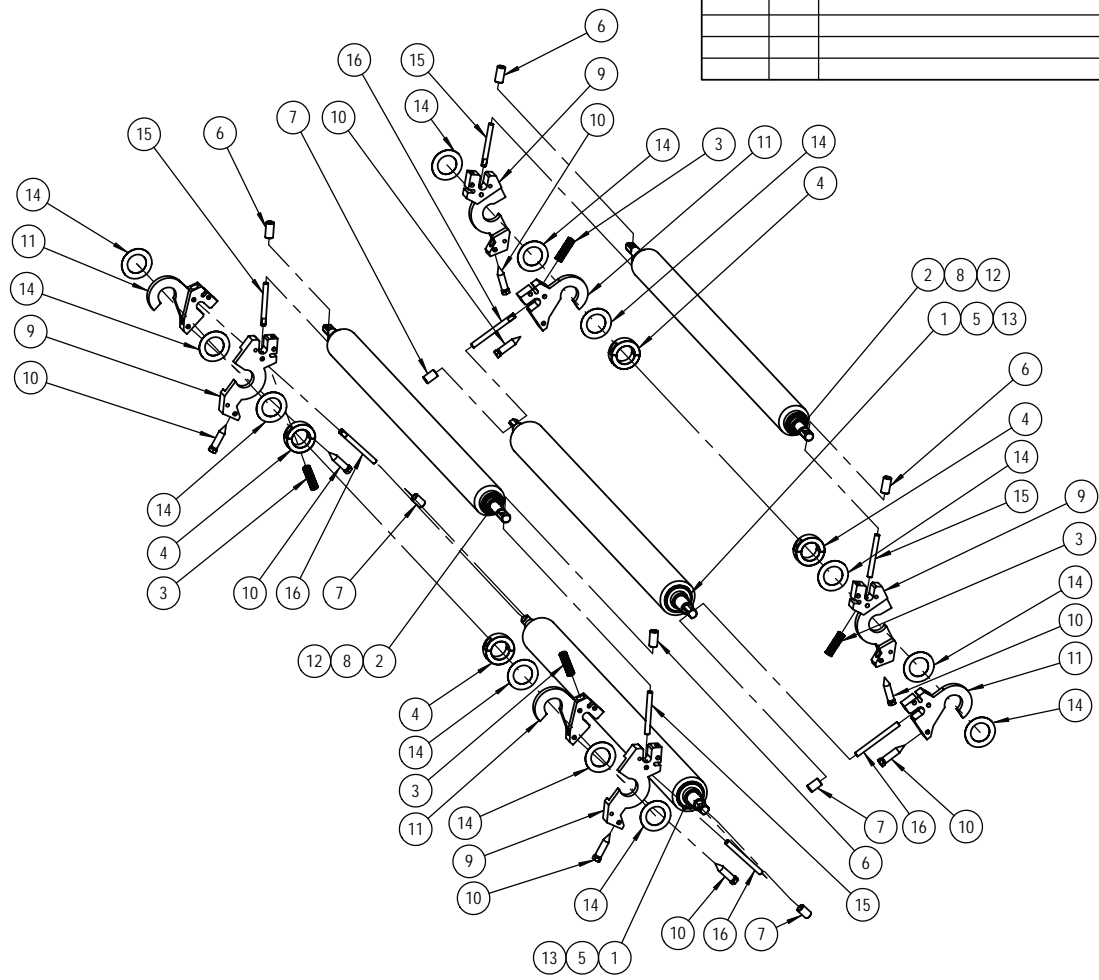
WEB PRESS LLC
 PROPRIETARY INFORMATION
 THIS DOCUMENT CONTAINS TRADE SECRETS
 PROTECTED BY THE
 UNIFORM TRADE SECRETS ACT (RCW 19.108).

TOLERANCES (EXCEPT AS SHOWN)	
FRACTIONAL	±1/32
DECIMALS	XX ± .01 XXX ± .005
ANGLES	±1°
DO NOT SCALE DRAWING.	

 WEB PRESS LLC 701 EAST "D" STREET TACOMA, WASHINGTON 98421	
TITLE OSC. MECHANISM ASS'Y, PAGE#2	
DRAWN: ZB CHECKED BY: ZB	SIZE: B REVISED: 6/27/2019 520108202
APPROVALS: - SCALE: 1:3	DATE: 6-22-11 SHEET: 1 OF 1 REV: B


ITEM NO.	PART NUMBER	DESCRIPTION	QTY.
1	001016	1" ID X 2.0472 OD SEALMASTER	4
2	001068	BEARING, #RALO12NPP, GUIDE ROLLER	4
3	021058	COMPRESSION SPRING	4
4	032034	1 1/2 X 2 3/8 SPLIT SET COLLAR	4
5	514640	INK FORM ROLLER 2 7/8" Ø	2
6	11000420	SPACER, INK MOUNTING	4
7	11000550	SPACER, INK MOUNTING	4
8	11000650	INK ROLLER	2
9	11006150	CASTING MACHINED, TOP FORM ROLLER	4
10	11006200	SCREW, HANGER BRACKET	8
11	11006250	CASTING MACHINED, LOWER HANGER	4
12	11006300	SHAFT, FORM ROLLER	2
13	11006310	SHAFT, FORM ROLL	2
14	11006350	WASHER, HANGER BRACKET	12
15	11020050	STUD, FORM ROLLER HACGER MNTG	4
16	11020100	STUD, FORM ROLLER HANGER MNTG	4

DATE	SYM	REVISION RECORD	DR	CK
07/23/07	A	NEW RELEASE	GV	



Web Press Corporation
 Proprietary Information
 This document contains trade secrets
 protected by the
 Uniform Trade Secrets Act (RCW 19.108).

TOLERANCES (EXCEPT AS SHOWN)	
FRACTIONAL	± 1/32
DECIMALS	.XX ± .01 .XXX ± .005
ANGLES	± 1°
DO NOT SCALE DRAWING	

 WEB PRESS, LLC 701 EAST "D" STREET TACOMA, WASHINGTON 98421		TITLE FORM ROLLER ASSEMBLY	
		DRAWN: G VARGAS	SIZE B
MODELED BY: GV	APPROVALS	DATE: 07/23/07	SHEET 1 OF 2 REV. A

DATE	SYM	REVISION RECORD	DR	CK
07/23/07	A	NEW RELEASE	GV	



Web Press Corporation
Proprietary Information

This document contains trade secrets
protected by the
Uniform Trade Secrets Act (RCW 19.108).

TOLERANCES (EXCEPT AS SHOWN)	
FRACTIONAL	± 1/32
DECIMALS	XX ± .01 XXX ± .005
ANGLES	± 1°
DO NOT SCALE DRAWING	

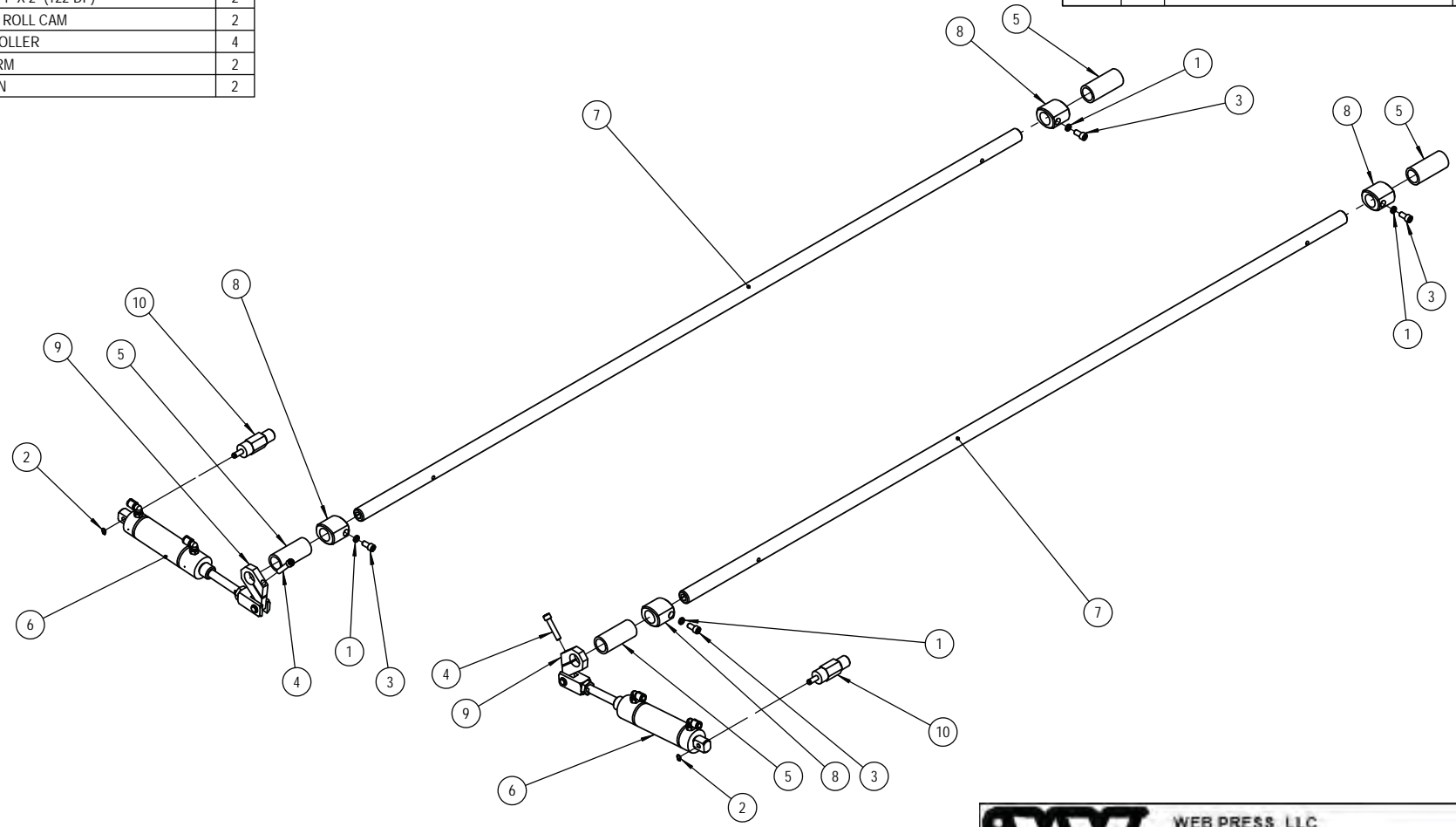
WP **WEB PRESS, LLC**
701 EAST "D" STREET
TACOMA, WASHINGTON 98421

TITLE FORM ROLLER ASSEMBLY		SIZE B	DWG. NO. 520109000
DRAWN: G VARGAS	APPROVALS:	SCALE: 1:4	DATE: 07/23/07
MODELED BY: GV		SHEET 2 OF 2	REV. A

Revised 6/27/2019 ¹

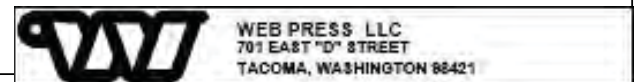
ITEM NO.	PART NUMBER	DESCRIPTION	QTY.
1	024-30-4	1/4" HIGH COLLAR LOCK WASHER	4
2	030-51-025	1/4" Ø EXT. SNAP RING	2
3	036-10-408	1/4-20 X 1/2" LG. SHCS	4
4	036-10-420	1/4-20 X 1.25" LG. SHCS	2
5	011092	OILITE BUSHING	4
6	11006520	CYLINDER 1 1/4" X 2" (122-DP)	2
7	11005800	SHAFT, FORM ROLL CAM	2
8	11005850	CAM, FORM ROLLER	4
9	11005902	ACTUATOR ARM	2
10	11015953	MOUNTING PIN	2

DATE	SYM	REVISION RECORD	DR	CK
07/23/07	A	NEW RELEASE	GV	



Web Press Corporation
 Proprietary Information
 This document contains trade secrets
 protected by the
 Uniform Trade Secrets Act (RCW 19.108).

TOLERANCES (EXCEPT AS SHOWN)	
FRACTIONAL	± 1/32
DECIMALS	.XX ± .01 .XXX ± .005
ANGLES	± 1°
DO NOT SCALE DRAWING	



TITLE ON/OFF FORM SHAFT		SIZE B	DWG. NO. 520110000
DRAWN: G VARGAS	APPROVALS:	SCALE: 1:8	DATE: 07/23/07
MODELED BY: GV		SHEET 1 OF 2	REV. A


DATE	SYM	REVISION RECORD	DR	CK
07/23/07	A	NEW RELEASE	GV	



Web Press Corporation
 Proprietary Information

This document contains trade secrets
 protected by the
 Uniform Trade Secrets Act (RCW 19.108).

TOLERANCES (EXCEPT AS SHOWN)	
FRACTIONAL	± 1/32
DECIMALS	XX ± .01 XXX ± .005
ANGLES	± 1°
DO NOT SCALE DRAWING	

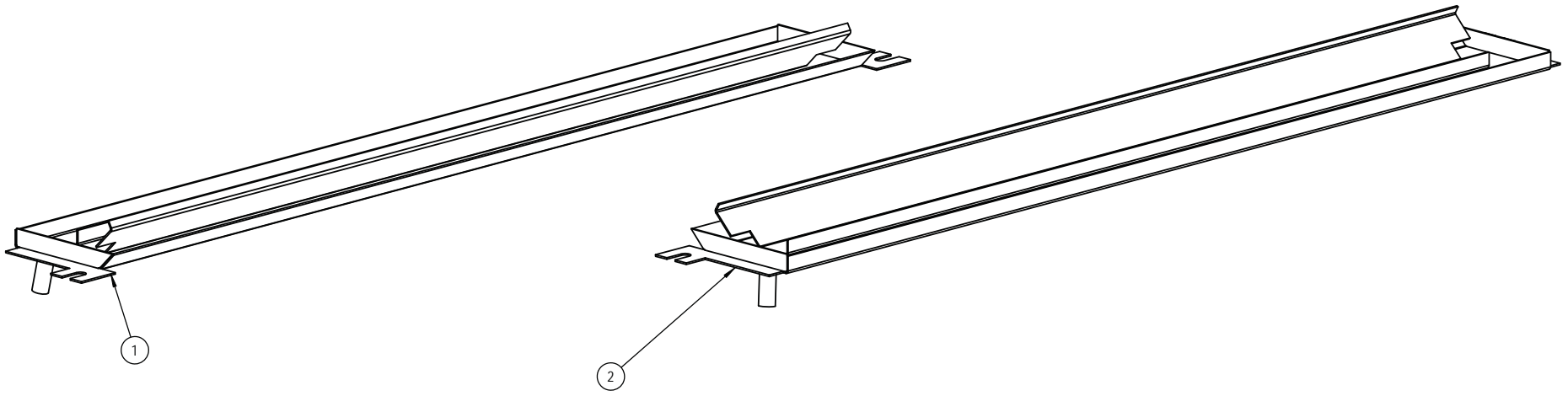


WEB PRESS, LLC
 701 EAST "D" STREET
 TACOMA, WASHINGTON 98421

TITLE		ON/OFF FORM SHAFT		
DRAWN:	G VARGAS	SIZE	DWG. NO.	
MODELED BY:	GV	B	520110000	
APPROVALS:		SCALE:	1:5	DATE: 07/23/07
			SHEET 2 OF 2	REV. A

Revised 6/27/2019 1


DATE	SYM	REVISION RECORD	DR	CK
07/23/07	A	NEW RELEASE	GV	



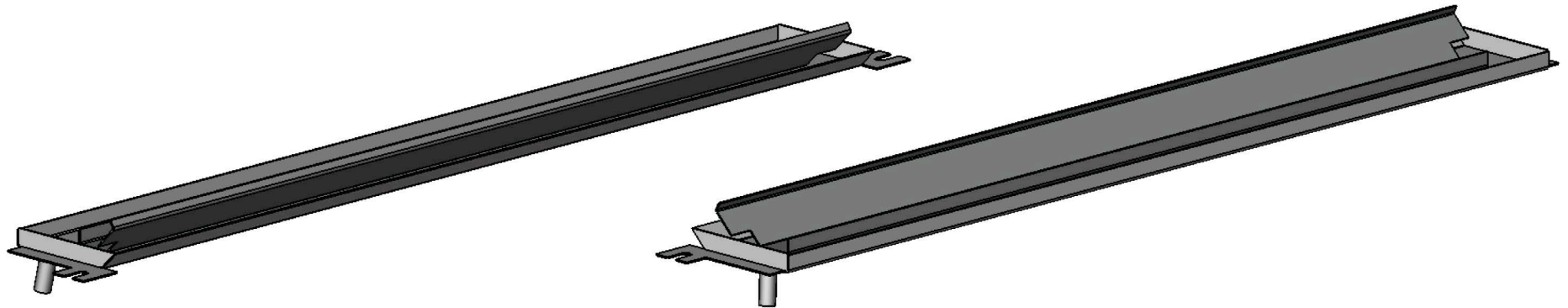
ITEM NO.	PART NUMBER	DESCRIPTION	QTY.
1	11019550	ASSEMBLY, DAMPENER PAN L.H.	1
2	11019600	ASSEMBLY, DAMPENER PAN R.H.	1

Web Press Corporation
 Proprietary Information
 This document contains trade secrets
 protected by the
 Uniform Trade Secrets Act (RCW 19.108).

TOLERANCES (EXCEPT AS SHOWN)	
FRACTIONAL	± 1/32
DECIMALS	.XX ± .01 .XXX ± .005
ANGLES	± 1°
DO NOT SCALE DRAWING	


		WEB PRESS LLC 701 EAST "D" STREET TACOMA, WASHINGTON 98421	
		TITLE WATER PAN ASSEMBLY	
DRAWN: <i>G VARGAS</i>	MODELED BY: <i>GV</i>	APPROVALS	SIZE DWG. NO. B 520111000
SCALE: 1:4		DATE: 07/23/07	SHEET 1 OF 2 REV. A

DATE	SYM	REVISION RECORD	DR	CK
07/23/07	A	NEW RELEASE	GV	



Web Press Corporation
 Proprietary Information
 This document contains trade secrets
 protected by the
 Uniform Trade Secrets Act (RCW 19.108).

TOLERANCES (EXCEPT AS SHOWN)	
FRACTIONAL	± 1/32
DECIMALS	XX ± .01 XXX ± .005
ANGLES	± 1°
DO NOT SCALE DRAWING	



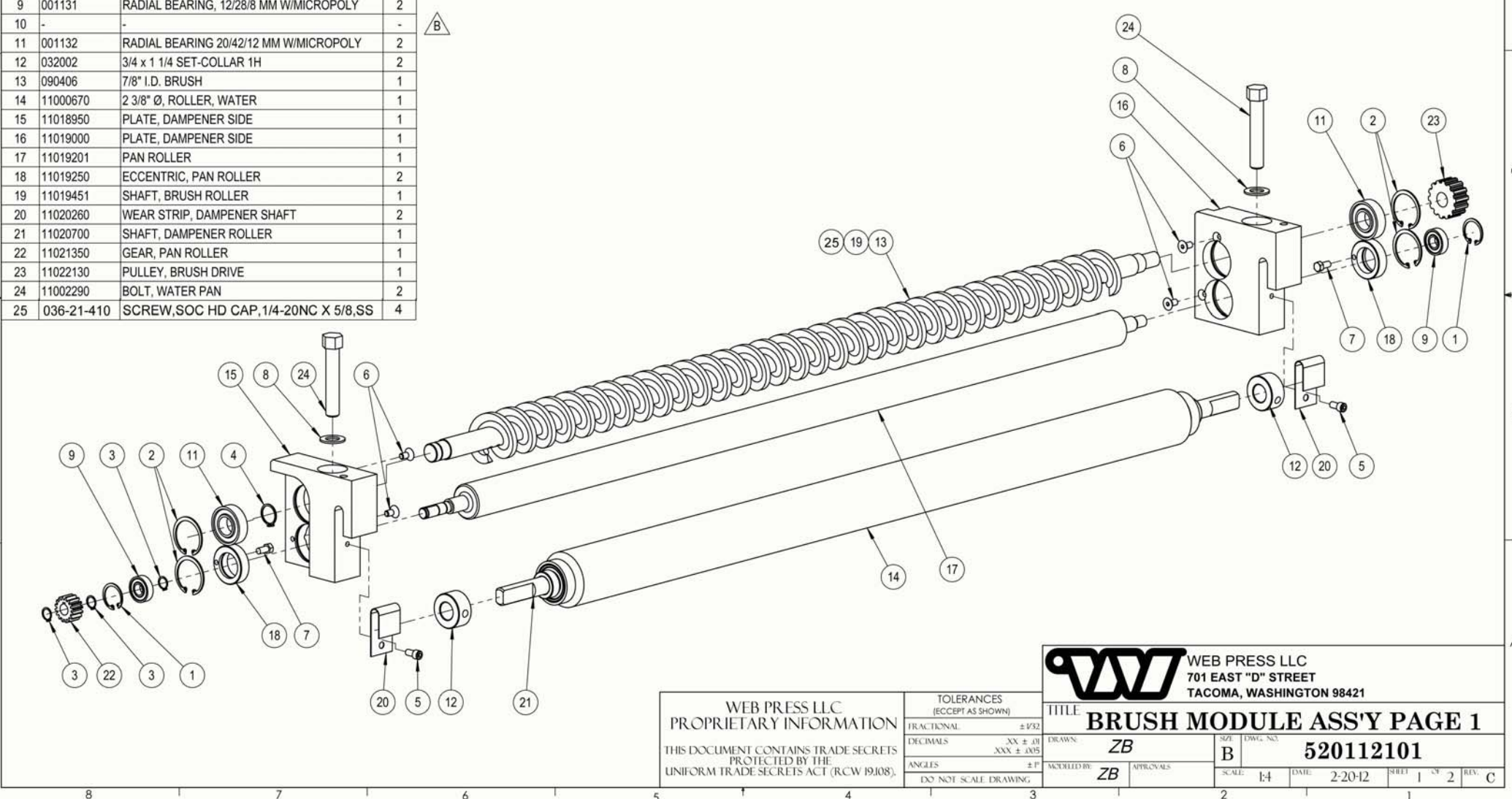
WEB PRESS LLC
 701 EAST "D" STREET
 TACOMA, WASHINGTON 98421


TITLE WATER PAN ASSEMBLY		SIZE B	DWG. NO. 520111000
DRAWN: G VARGAS	MODELED BY: GV	APPROVALS:	SCALE: 1:4
		DATE: 07/23/07	SHEET 2 OF 2
		REV. A	


Revised 6/27/2019¹

DATE	REV.		DR	CK
2-20-12	A	NEW RELEASE	ZB	-
8-3-12	B	ITEM #10 WAS P/N 001068, ECN 12-0779	ZB	
5-30-17	C	ITEM#2 CHANGED TO 162 FROM 156; ITEM 25 ADDED	RG	

ITEM NO.	PART NUMBER	DESCRIPTION	QTY.
1	030-50-106	1.06" SNAP RING INTERNAL.	2
2	030-50-162	1.62" SNAP RING INTERNAL	4
3	030-51-046	.046" SNAP RING EXTERNAL	3
4	030-51-078	25/32 SNAP RING EXTERNAL	1
5	036-10-408	1/4-20 X 1/2" LG. SHCS	2
6	036-50-408	1/4-20 UNC X 1/2" LG FHCS	4
7	037-10-408	1/4-20 UNC X 1/2" LG HHCS	2
8	080-10-9	9/16" FLAT WASHER	2
9	001131	RADIAL BEARING, 12/28/8 MM W/MICROPOLY	2
10	-	-	-
11	001132	RADIAL BEARING 20/42/12 MM W/MICROPOLY	2
12	032002	3/4 x 1 1/4 SET-COLLAR 1H	2
13	090406	7/8" I.D. BRUSH	1
14	11000670	2 3/8" Ø, ROLLER, WATER	1
15	11018950	PLATE, DAMPENER SIDE	1
16	11019000	PLATE, DAMPENER SIDE	1
17	11019201	PAN ROLLER	1
18	11019250	ECCENTRIC, PAN ROLLER	2
19	11019451	SHAFT, BRUSH ROLLER	1
20	11020260	WEAR STRIP, DAMPENER SHAFT	2
21	11020700	SHAFT, DAMPENER ROLLER	1
22	11021350	GEAR, PAN ROLLER	1
23	11022130	PULLEY, BRUSH DRIVE	1
24	11002290	BOLT, WATER PAN	2
25	036-21-410	SCREW,SOC HD CAP, 1/4-20NC X 5/8,SS	4



WEB PRESS LLC PROPRIETARY INFORMATION THIS DOCUMENT CONTAINS TRADE SECRETS PROTECTED BY THE UNIFORM TRADE SECRETS ACT (RCW 19J08).		TOLERANCES (EXCEPT AS SHOWN) FRACTIONAL ± 1/32 DECIMALS .XX ± .01 XXX ± .005 ANGLES ± P DO NOT SCALE DRAWING		 WEB PRESS LLC 701 EAST "D" STREET TACOMA, WASHINGTON 98421	
TITLE BRUSH MODULE ASS'Y PAGE 1				DRAWN: ZB	SIZE: B DWG. NO.: 520112101
CHECKED BY: ZB		APPROVALS:		SCALE: 1:4	DATE: 2-20-12
				SHEET: 1 OF 2	REV: C



WEB PRESS LLC
 PROPRIETARY INFORMATION
 THIS DOCUMENT CONTAINS TRADE SECRETS
 PROTECTED BY THE
 UNIFORM TRADE SECRETS ACT (RCW 19J108).

TOLERANCES (EXCEPT AS SHOWN)	
FRACTIONAL	± 1/32
DECIMALS	.XX ± .01 .XXX ± .005
ANGLES	± F
DO NOT SCALE DRAWING	

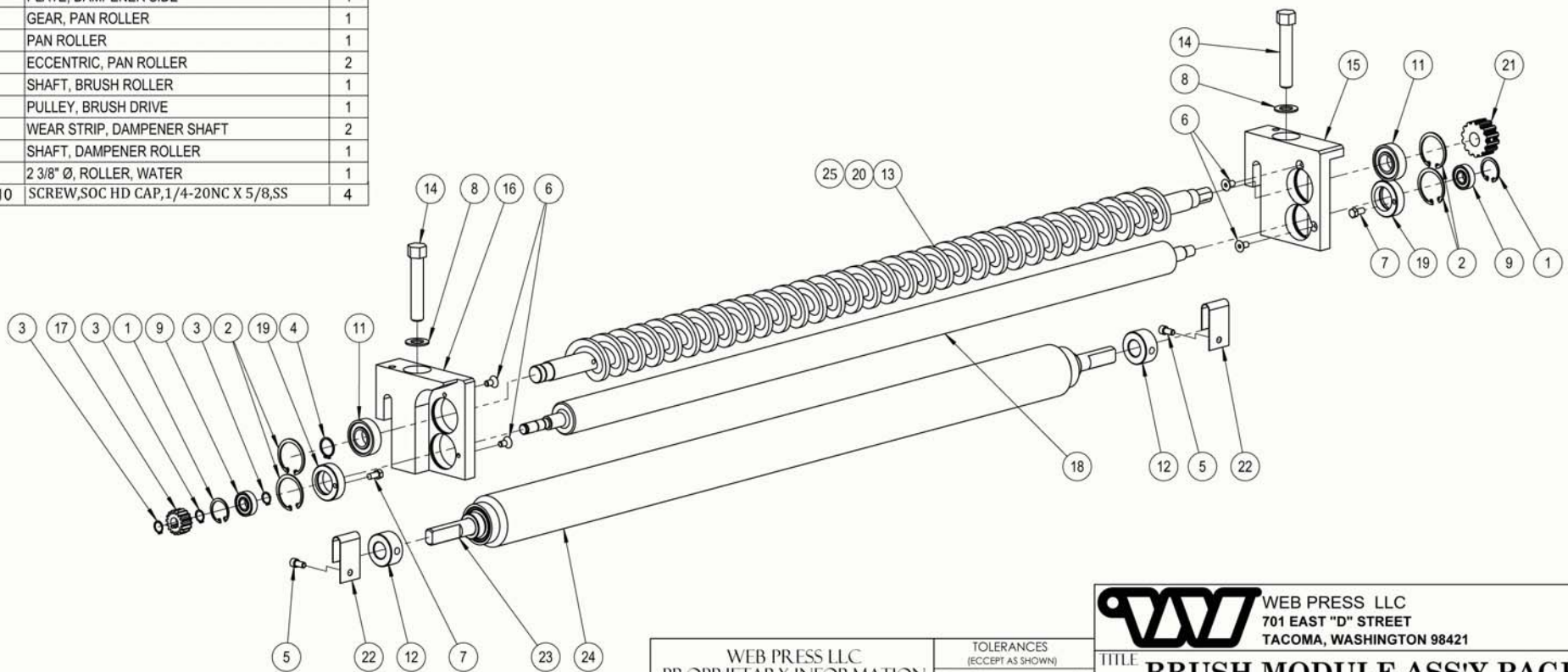


WEB PRESS LLC
 701 EAST "D" STREET
 TACOMA, WASHINGTON 98421


TITLE		BRUSH MODULE ASS'Y PAGE 1			
DRAWN		ZB	SIZE	DWG. NO. 520112101	
MANAGED BY:	ZB	APPROVALS	SCALE	1:3	DATE 2-20-12
			SHEET	2	OF 2
			REV.	C	

DATE	REV.	DESCRIPTION	DR	CK
2-20-12	A	NEW RELEASE	ZB	
8-3-12	B	ITEM #10 WAS P/N 001068, ECN #12-0780	ZB	
5-30-17	C	ITEM # 2 MODIFIED TO-156; ITEM #25 ADDED	RG	

ITEM NO.	PART NUMBER	DESCRIPTION	QTY.
1	030-50-106	1.06" SNAP RING INTERNAL.	2
2	030-50-162	1.62" SNAP RING INTERNAL	4
3	030-51-046	.046" SNAP RING EXTERNAL	3
4	030-51-078	25/32 SNAP RING EXTERNAL	1
5	036-10-408	1/4-20 X 1/2" LG. SHCS	2
6	036-50-408	1/4-20 UNC X 1/2" LG FHCS	4
7	037-10-408	1/4-20 UNC X 1/2" LG HHCS	2
8	080-10-9	9/16" FLAT WASHER	2
9	001131	RADIAL BEARING, 12/28/8 MM W/MICROPOLY	2
10	-	-	-
11	001132	RADIAL BEARING 20/42/12 MM W/MICROPOLY	2
12	032002	3/4 x 1 1/4 SET-COLLAR 1H	2
13	090406	7/8" I.D. BRUSH	1
14	11002290	BOLT, WATER PAN	2
15	11018950	PLATE, DAMPENER SIDE	1
16	11019000	PLATE, DAMPENER SIDE	1
17	11021350	GEAR, PAN ROLLER	1
18	11019201	PAN ROLLER	1
19	11019250	ECCENTRIC, PAN ROLLER	2
20	11019451	SHAFT, BRUSH ROLLER	1
21	11022130	PULLEY, BRUSH DRIVE	1
22	11020260	WEAR STRIP, DAMPENER SHAFT	2
23	11020700	SHAFT, DAMPENER ROLLER	1
24	11000670	2 3/8" Ø, ROLLER, WATER	1
25	036-21-410	SCREW,SOC HD CAP,1/4-20NC X 5/8,SS	4



WEB PRESS LLC PROPRIETARY INFORMATION THIS DOCUMENT CONTAINS TRADE SECRETS PROTECTED BY THE UNIFORM TRADE SECRETS ACT (RCW 19J08).		TOLERANCES (EXCEPT AS SHOWN) FRACTIONAL ± 1/32 DECIMALS .XX ± .01 .XXX ± .005 ANGLES ± P DO NOT SCALE DRAWING	WEB PRESS LLC 701 EAST "D" STREET TACOMA, WASHINGTON 98421	TITLE BRUSH MODULE ASS'Y PAGE 2	DRAWN: ZB CHECKED BY: ZB APPROVALS: -	SIZE: B DWG. NO.: 520112201	SCALE: 1:5 DATE: 2-20-12 SHEET: 1 OF 2 REV: C
-------------------------------------------------------------------------------------------------------------------------------------------------------	--	---------------------------------------------------------------------------------------------------------------------------------	-------------------------------------------------------------------------	--------------------------------------------------	-----------------------------------------------------------	----------------------------------------------	--------------------------------------------------------



WEB PRESS LLC
 PROPRIETARY INFORMATION
 THIS DOCUMENT CONTAINS TRADE SECRETS
 PROTECTED BY THE
 UNIFORM TRADE SECRETS ACT (RCW 19J08).

TOLERANCES (EXCEPT AS SHOWN)	
FRACTIONAL	± 1/32
DECIMALS	.XX ± .01 .XXX ± .005
ANGLES	± F
DO NOT SCALE DRAWING	

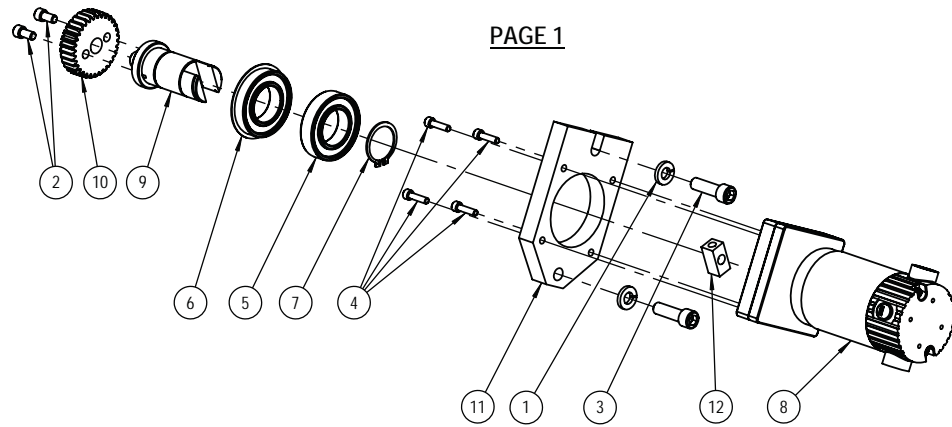
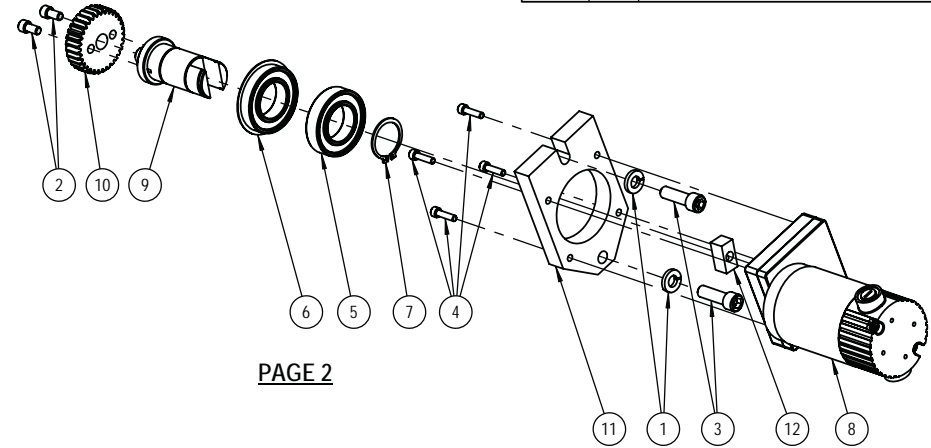


WEB PRESS LLC
 701 EAST "D" STREET
 TACOMA, WASHINGTON 98421

TITLE		BRUSH MODULE ASS'Y PAGE 2			
DRAWN	ZB	SIZE	B		
APPROVED	-	SCALE	1:3	DATE	2-20-12
DWG. NO.		520112201			
MANAGED BY	ZB	SHEET	2	OF	2
REV.	C				


ITEM NO.	PART NUMBER	DESCRIPTION	QTY.
1	024-10-6	3/8" SPRING LOCK WASHER	4
2	036-10-408	1/4-20 X 1/2" LG. SHCS	4
3	036-10-620	3/8-16 UNC X 1.25" LG SHCS	4
4	036-20-9912	10-32 UNF X .75 LG SHCS	8
5	001072	BEARING, 6006-2RS	2
6	001073	BEARING, 6006-2RSNR	2
7	030016	1 3/16 EXTERNAL SNAP RING	2
8	040108	GEAR MOTOR DAMPENER DRIVE	2
9	11021400	SHAFT, PAN ROLLER MOTOR	2
10	11021450	GEAR, PAN ROLLER MOTOR	2
11	11021500	PLATE, PAN ROLLER DRIVE	2
12	11021550	KEY, PAN ROLLER DRIVE	2

DATE	SYM	REVISION RECORD	DR	CK
07/23/07	A	NEW RELEASE	GV	



Web Press Corporation
 Proprietary Information
 This document contains trade secrets
 protected by the
 Uniform Trade Secrets Act (RCW 19.108).

TOLERANCES (EXCEPT AS SHOWN)	
FRACTIONAL	± 1/32
DECIMALS	.XX ± .01 XXX ± .005
ANGLES	± 1°
DO NOT SCALE DRAWING	




WEB PRESS, LLC
 701 EAST "D" STREET
 TACOMA, WASHINGTON 98421

TITLE WATER DRIVE ASSEMBLY		SIZE B	DWG. NO. 520113000
DRAWN: <i>G VARGAS</i>	MODELED BY: <i>GV</i>	APPROVALS:	SCALE: 1:4
		DATE: 07/23/07	SHEET 1 OF 2
		REV. A	

DATE	SYM	REVISION RECORD	DR	CK
07/23/07	A	NEW RELEASE	GV	

PAGE 1




PAGE 2



Web Press Corporation
 Proprietary Information
 This document contains trade secrets
 protected by the
 Uniform Trade Secrets Act (RCW 19.108).

TOLERANCES (EXCEPT AS SHOWN)	
FRACTIONAL	± 1/32
DECIMALS	XX ± .01 XXX ± .005
ANGLES	± 1°
DO NOT SCALE DRAWING	

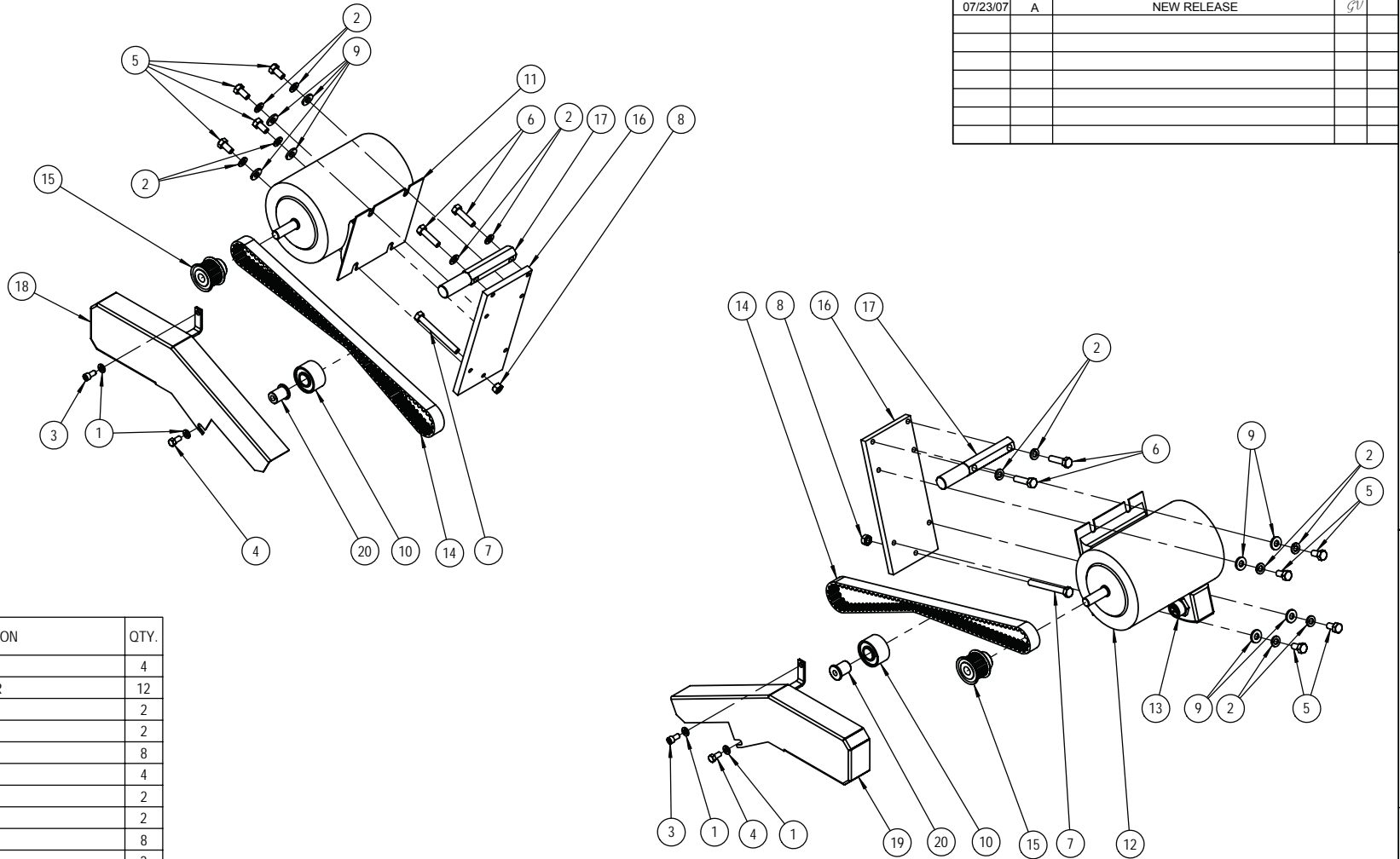


WEB PRESS LLC
 701 EAST "D" STREET
 TACOMA, WASHINGTON 98421

TITLE WATER DRIVE ASSEMBLY		SIZE B	DWG. NO. 520113000
DRAWN: G VARGAS	APPROVALS	SCALE: 1:3	DATE: 07/23/07
MODELED BY: GV		SHEET 2 OF 2	REV. A

Revised 6/27/2019¹

DATE	SYM	REVISION RECORD	DR	CK
07/23/07	A	NEW RELEASE	GV	



ITEM NO.	PART NUMBER	DESCRIPTION	QTY.
1	024-10-4	1/4" SPRING LOCK WASHER	4
2	024-10-5	5/16 SPRING LOCK WASHER	12
3	036-10-408	1/4-20 X 1/2" LG. SHCS	2
4	037-10-408	1/4-20 UNC X 1/2" LG HHCS	2
5	037-10-510	5/16-18 UNC X 5/8" HHCS	8
6	037-10-520	5/16-18 UNC X 1 1/4" HHCS	4
7	037-10-548	5/16-18 UNC X 3" HHCS	2
8	039-10-5	5/16-18 HEX NUT	2
9	080-30-5	5/16" STUD WASHER	8
10	001078	IDLER BEARING	2
11	040055	1/4 HP BRUSH MOTOR	1
12	040057	1/4 HP BRUSH MOTOR	1
13	048501	4 PIN MALE RECEPT. W/12" LEAD	2
14	060056	BELT	2
15	822170	DRIVE PULLEY, BRUSH ROLL	2
16	11022020	MOUNT, MOTOR	2
17	11022040	PIVOT MOTOR MOUNT	2
18	11022081	GUARD, BRUSH DAMPENER LH	1
19	11022091	GUARD, BRUSH DAMPENER RH	1
20	11022120	PIN, IDLER	2

Web Press Corporation
 Proprietary Information
 This document contains trade secrets
 protected by the
 Uniform Trade Secrets Act (RCW 19.108).

TOLERANCES (EXCEPT AS SHOWN)	
FRACTIONAL	± 1/32
DECIMALS	.XX ± .01 .XXX ± .005
ANGLES	± 1°
DO NOT SCALE DRAWING	

		WEB PRESS, LLC 701 EAST "D" STREET TACOMA, WASHINGTON 98421	
TITLE BRUSH DRIVE ASS'Y			
DRAWN: G VARGAS	SIZE B	DWG. NO. 520114000	
MODELED BY: GV	APPROVALS	SCALE: 1:6	DATE: 07/23/07
		SHEET 1 OF 2	REV. A

DATE	SYM	REVISION RECORD	DR	CK
07/23/07	A	NEW RELEASE	GV	



Web Press Corporation
 Proprietary Information

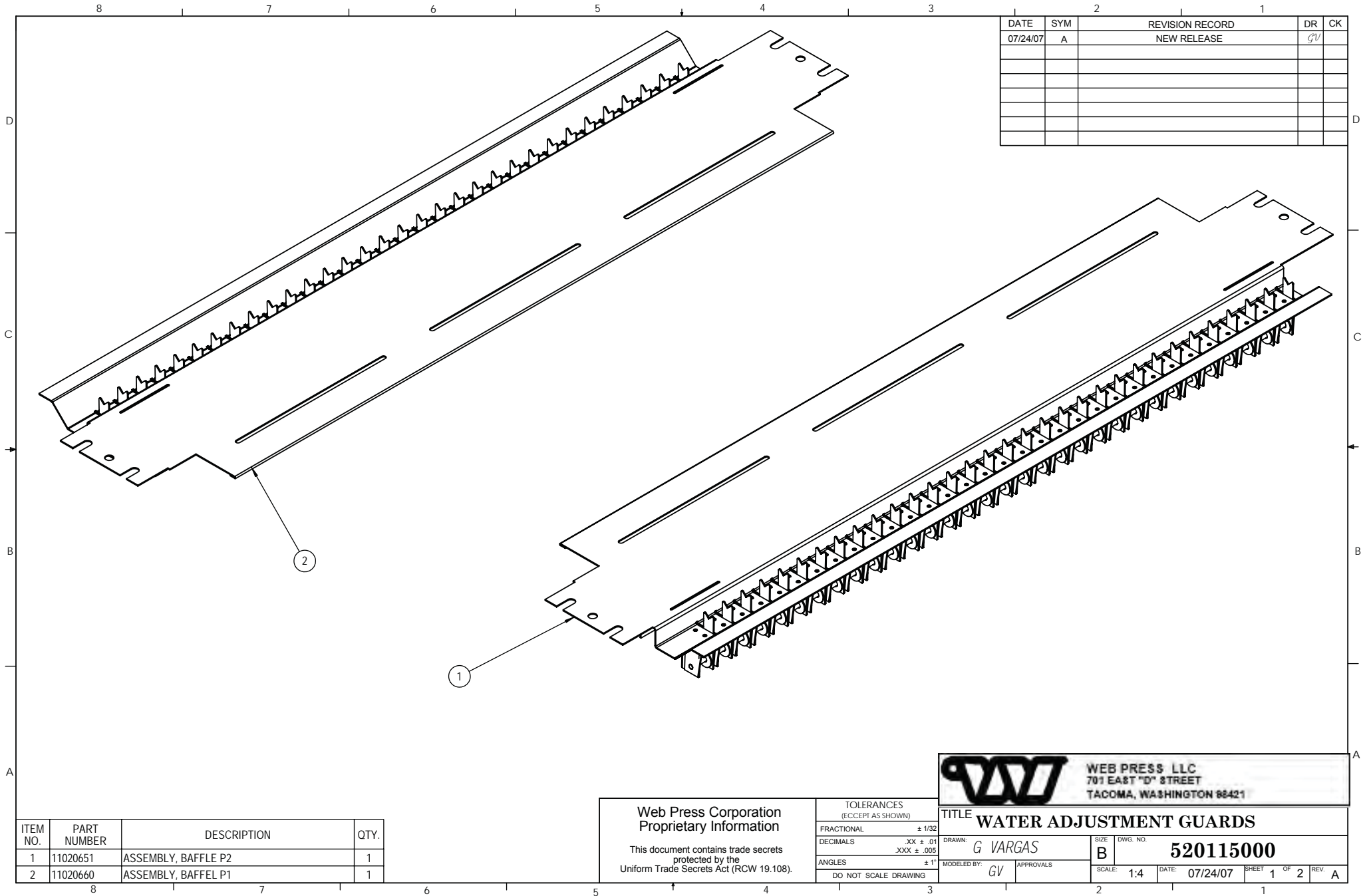
This document contains trade secrets
 protected by the
 Uniform Trade Secrets Act (RCW 19.108).

TOLERANCES (EXCEPT AS SHOWN)	
FRACTIONAL	± 1/32
DECIMALS	XX ± .01 XXX ± .005
ANGLES	± 1°
DO NOT SCALE DRAWING	

	WEB PRESS LLC 701 EAST "D" STREET TACOMA, WASHINGTON 98421	
	TITLE BRUSH DRIVE ASS'Y	

DRAWN: <i>G VARGAS</i>	SIZE: B	DWG. NO.: 520114000
MODELED BY: <i>GV</i>	APPROVALS:	SCALE: 1:4
		DATE: 07/23/07
		SHEET 2 OF 2
		REV. A

Revised 6/27/2019 ¹




DATE	SYM	REVISION RECORD	DR	CK
07/24/07	A	NEW RELEASE	GV	

ITEM NO.	PART NUMBER	DESCRIPTION	QTY.
1	11020651	ASSEMBLY, BAFFLE P2	1
2	11020660	ASSEMBLY, BAFFLE P1	1

Web Press Corporation
 Proprietary Information
 This document contains trade secrets
 protected by the
 Uniform Trade Secrets Act (RCW 19.108).


TOLERANCES (EXCEPT AS SHOWN)	
FRACTIONAL	± 1/32
DECIMALS	.XX ± .01 .XXX ± .005
ANGLES	± 1°
DO NOT SCALE DRAWING	



WEB PRESS, LLC
 701 EAST "D" STREET
 TACOMA, WASHINGTON 98421

TITLE WATER ADJUSTMENT GUARDS		SIZE B	DWG. NO. 520115000
DRAWN: <i>G VARGAS</i>	APPROVALS	SCALE: 1:4	DATE: 07/24/07
MODELED BY: <i>GV</i>		SHEET 1 OF 2	REV. A


DATE	SYM	REVISION RECORD	DR	CK
07/24/07	A	NEW RELEASE	GV	



Web Press Corporation
 Proprietary Information

This document contains trade secrets
 protected by the
 Uniform Trade Secrets Act (RCW 19.108).

TOLERANCES (EXCEPT AS SHOWN)	
FRACTIONAL	± 1/32
DECIMALS	XX ± .01 XXX ± .005
ANGLES	± 1°
DO NOT SCALE DRAWING	

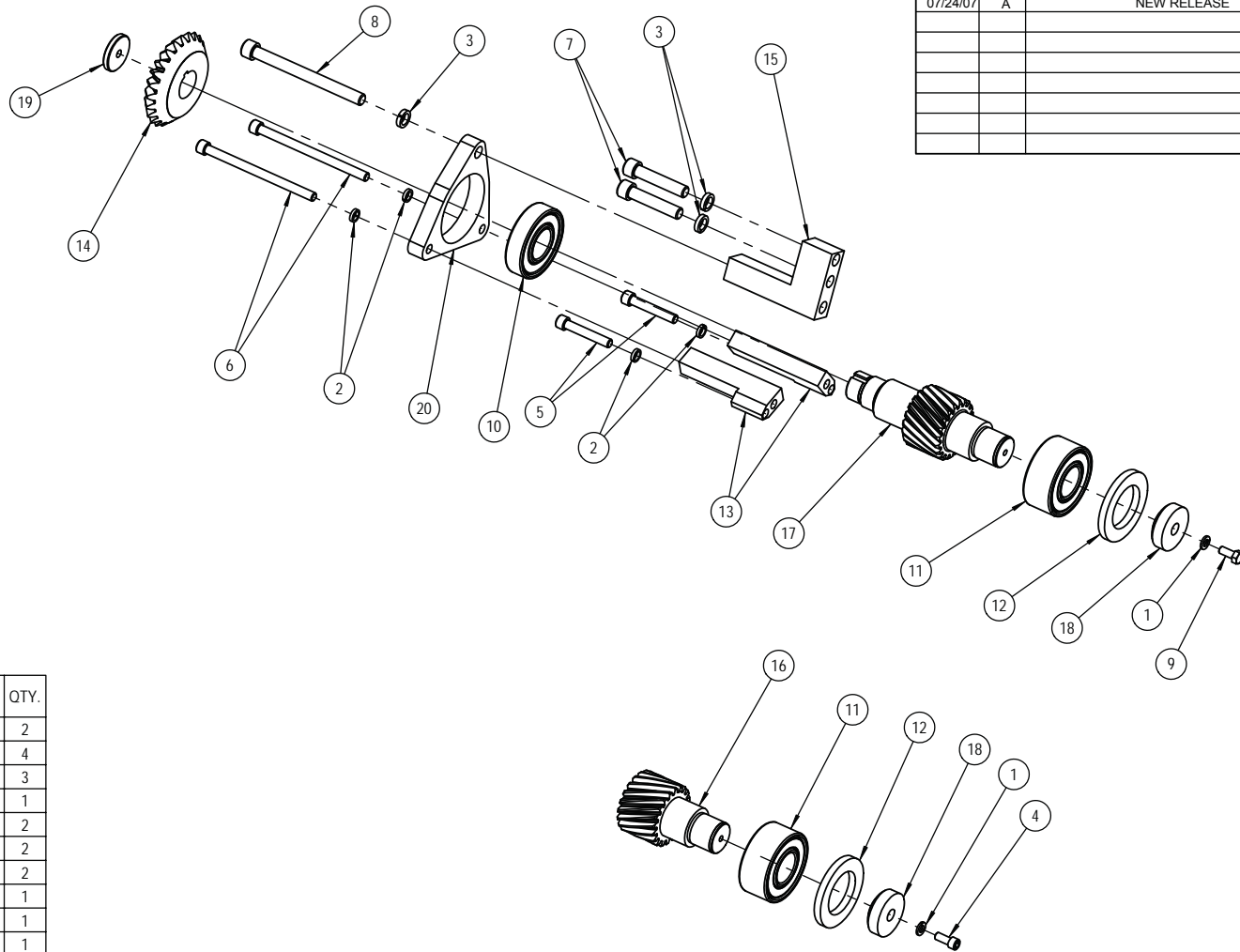


WEB PRESS, LLC
 701 EAST "D" STREET
 TACOMA, WASHINGTON 98421

TITLE		WATER ADJUSTMENT GUARDS		
DRAWN:	G VARGAS	SIZE	DWG. NO. 520115000	
MODELED BY:	GV	APPROVALS	SCALE: 1:4	DATE: 07/24/07
			SHEET 2 OF 2	REV. A

Revised 6/27/2019 1

DATE	SYM	REVISION RECORD	DR	CK
07/24/07	A	NEW RELEASE	GV	




ITEM NO.	PART NUMBER	DESCRIPTION	QTY.
1	024-10-5	5/16 SPRING LOCK WASHER	2
2	024-30-6	3/8" HIGH COLLAR LOCK WASHER	4
3	024-30-8	1/2" HIGH COLLAR LOCK WASHER	3
4	036-10-512	5/16-18 X 3/4" LG. SHCS	1
5	036-10-636	3/8-16 UNC X 2 1/4" LG SHCS	2
6	036-10-688	3/8-16 UNC X 5.5" LG SHCS	2
7	036-10-840	1/2-13 UNC X 2.5" LG. SHCS	2
8	036-10-888	1/2-13 UNC X 5.5" LG. SHCS	1
9	037-10-512	5/16-18 UNC X 3/4" HHCS	1
10	001070	BEARING, #307PP, MITER GEAR INDOOR	1
11	001089	BEARING, 9101PP FAFNIR	2
12	002064	50.0 X 80.0 X 8.0 OIL SEAL	2
13	11007751	STAND-OFF	2
14	11007851	GEAR, INPUT PINION	1
15	11007901	STAND-OFF, (FOR INPUT SHAFT)	1
16	11007951	PINION, IDLER LH	1
17	11008001	PINION, DRIVE RH	1
18	11008060	SEAL MOUNT, PINION	2
19	11008352	SPACER, MITER GEAR SHAFT	1
20	11008401	PLATE, BEARING HSG	1

Web Press Corporation
 Proprietary Information
 This document contains trade secrets
 protected by the
 Uniform Trade Secrets Act (RCW 19.108).

TOLERANCES (EXCEPT AS SHOWN)	
FRACTIONAL	± 1/32
DECIMALS	XX ± .01 XXX ± .005
ANGLES	± 1°
DO NOT SCALE DRAWING	

		WEB PRESS, LLC 701 EAST "D" STREET TACOMA, WASHINGTON 98421	
TITLE INPUT AND IDLER PINIONS			
DRAWN: GV	APPROVALS:	SIZE B	DWG. NO. 520116000
MODELED BY: GV	APPROVALS:	SCALE: 1:5	DATE: 07/24/07 SHEET 1 OF 2 REV. A

DATE	SYM	REVISION RECORD	DR	CK
07/24/07	A	NEW RELEASE	GV	



Web Press Corporation
 Proprietary Information

This document contains trade secrets
 protected by the
 Uniform Trade Secrets Act (RCW 19.108).

TOLERANCES (EXCEPT AS SHOWN)	
FRACTIONAL	± 1/32
DECIMALS	XX ± .01 XXX ± .005
ANGLES	± 1°
DO NOT SCALE DRAWING	

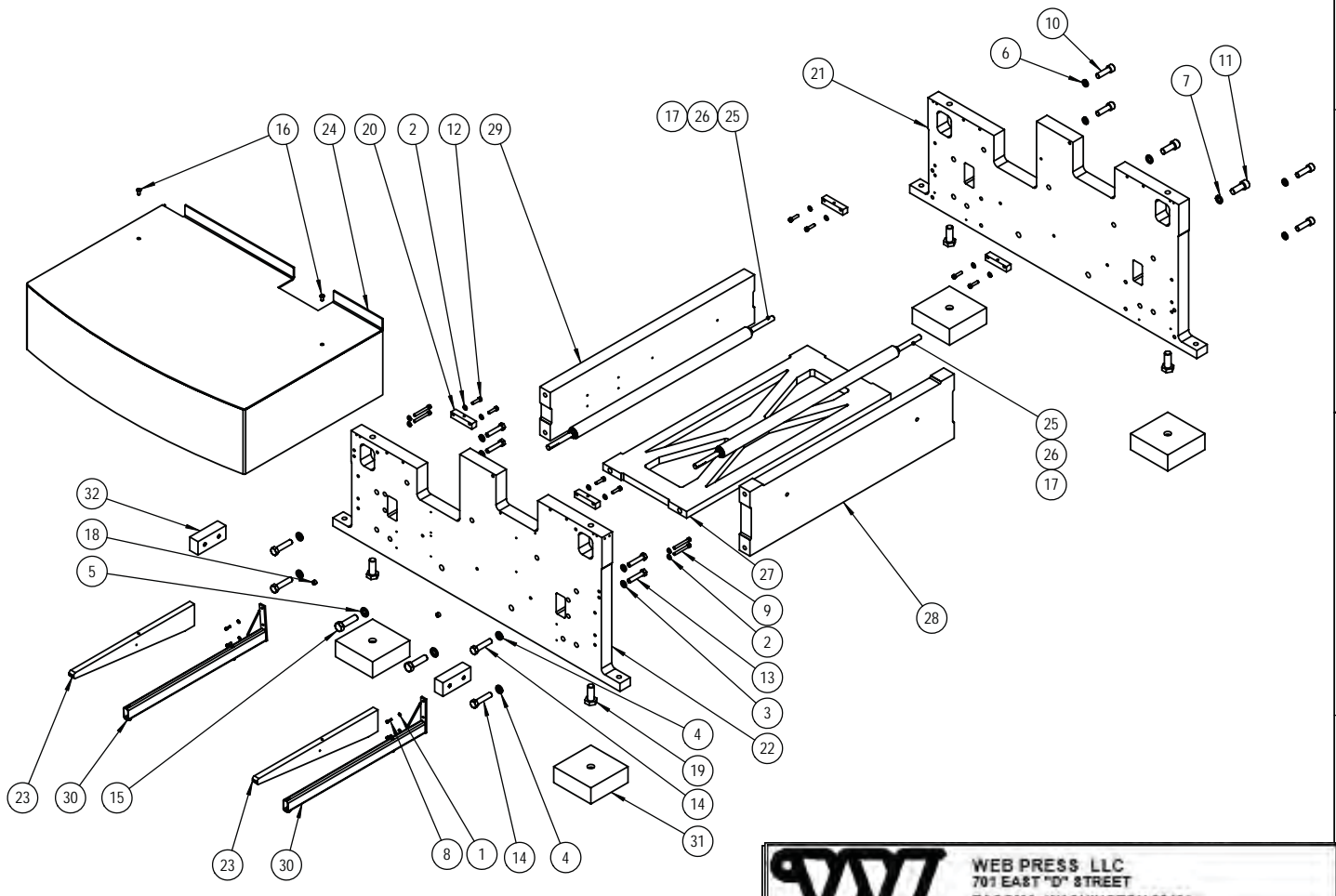
WP WEB PRESS, LLC
 701 EAST "D" STREET
 TACOMA, WASHINGTON 98421

TITLE		SIZE	DWG. NO.
INPUT AND IDLER PINIONS		B	520116000
DRAWN: G VARGAS	MODELED BY: GV	SCALE: 1:2	DATE: 07/24/07
APPROVALS:	SHEET 2 OF 2	REV. A	

Revised 6/27/2019 1

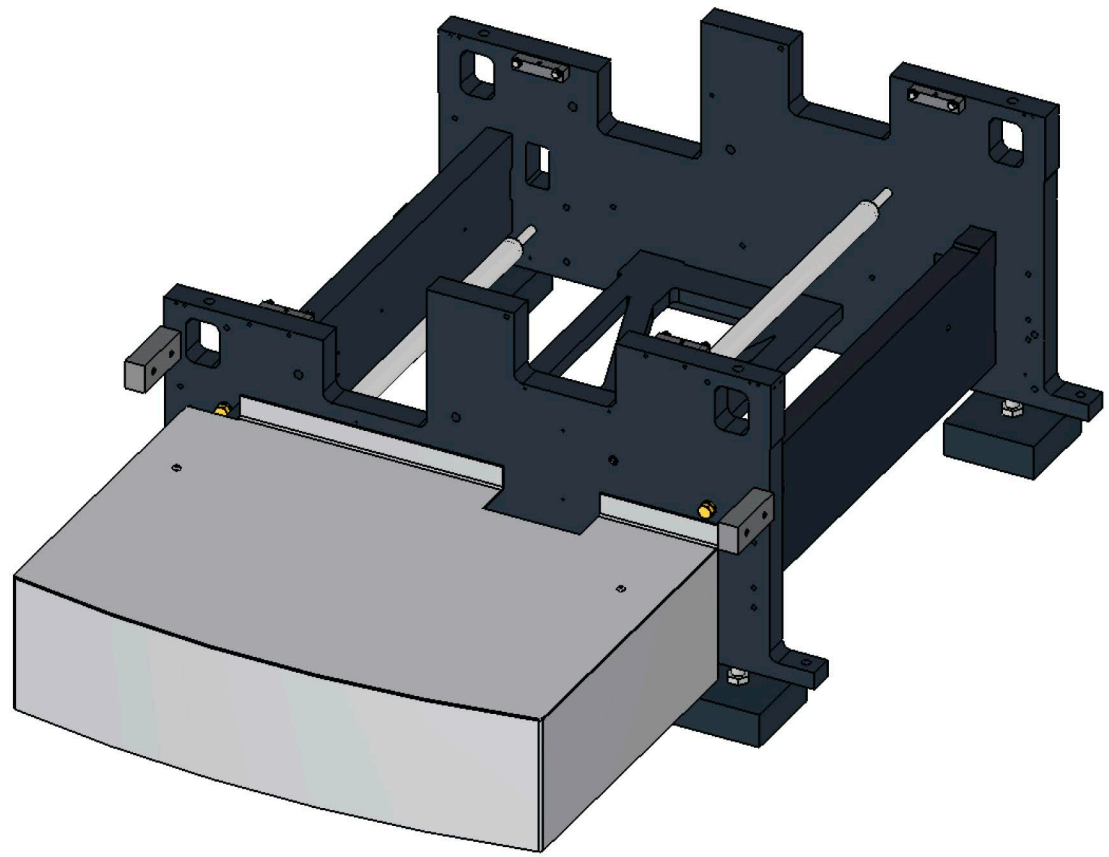
ITEM NO.	PART NUMBER	DESCRIPTION	QTY.
1	024-10-4	1/4" SPRING LOCK WASHER	4
2	024-10-6	3/8" SPRING LOCK WASHER	12
3	024-10-10	5/8" SPRING LOCK WASHER	4
4	024-10-12	3/4" SPRING LOCK WASHER	4
5	024-10-14	7/8" SPRING LOCK WASHER	2
6	024-30-12	3/4" HIGH COLLAR LOCK WASHER	4
7	024-30-14	7/8" HIGH COLLAR LOCK WASHER	2
8	036-10-412	1/4-20 X 3/4" LG. SHCS	4
9	036-10-648	3/8-16 UNC X 3.0" LG SHCS	4
10	036-10-1240	3/4-10 UNC X 2.5" LG SHCS	4
11	036-20-1436	7/8-14 UNF X 2.25 LG SHCS	2
12	037-10-628	3/8-16 X 1 1/2" LG. HEX HEAD CAP SCREW	8
13	037-10-1048	5/8-11UNC X 3.0" LG HHCS	4
14	037-10-1252	3/4-10 UNC X 3.25" LG HHCS	4
15	037-20-1452	7/8-14 UNF X 3.25 LG HHCS	2
16	037-50-612	3/8-16 UNC X .75 LG BHCS	2
17	001068	BEARING, #RALO12NPP, GUIDE ROLLER	4
18	050202	3/8 NPT PIPE PLUG	2
19	511260	LEVELING BOLT	4
20	11006801	BLOCK, LOWER COVER	4
21	11022420	SIDE FRAME, BASE G.S.	1
22	11022430	SIDE FRAME, BASE O.S.	1
23	11022501	BRACE, O.S. STEP	2
24	11022653	ASSEMBLY, STEP WELDMENT	1
25	11022750	SHAFT FOR WEB GUIDE ROLLER	2
26	11022800	ROLLER, WEB GUIDE	2
27	11023850	STIFFENER, SIDE FRAME	1
28	11023970	STIFFENER, BASE FRAME	1
29	11023990	STIFFENER, BASE FRAME	1
30	11029741	SUPPORT, ELECTRICAL BOX	2
31	11029930	LEVELING PAD, SELECT W/ 2511410 AS REQ'D.	4
32	11047770	HINGE BLOCK ASSEMBLY	2

DATE	SYM	REVISION RECORD	DR	CK
7/19/07	A	NEW RELEASE	GV	



Web Press Corporation Proprietary Information This document contains trade secrets protected by the Uniform Trade Secrets Act (RCW 19.108).	TOLERANCES (EXCEPT AS SHOWN)		WEB PRESS LLC 701 EAST "D" STREET TACOMA, WASHINGTON 98421	
	FRACTIONAL	± 1/32		
	DECIMALS	.XX ± .01 .XXX ± .005	DRAWN:	SIZE
	ANGLES	± 1°	GV	B
DO NOT SCALE DRAWING		MODELED BY:	APPROVALS:	SCALE: 1:18
				DATE: 7/19/07
				SHEET 1 OF 2
				REV. A


DATE	SYM	REVISION RECORD	DR	CK
7/19/07	A	NEW RELEASE	GV	



Web Press Corporation
 Proprietary Information

This document contains trade secrets
 protected by the
 Uniform Trade Secrets Act (RCW 19.108).

TOLERANCES (EXCEPT AS SHOWN)	
FRACTIONAL	± 1/32
DECIMALS	XX ± .01 XXX ± .005
ANGLES	± 1°
DO NOT SCALE DRAWING	



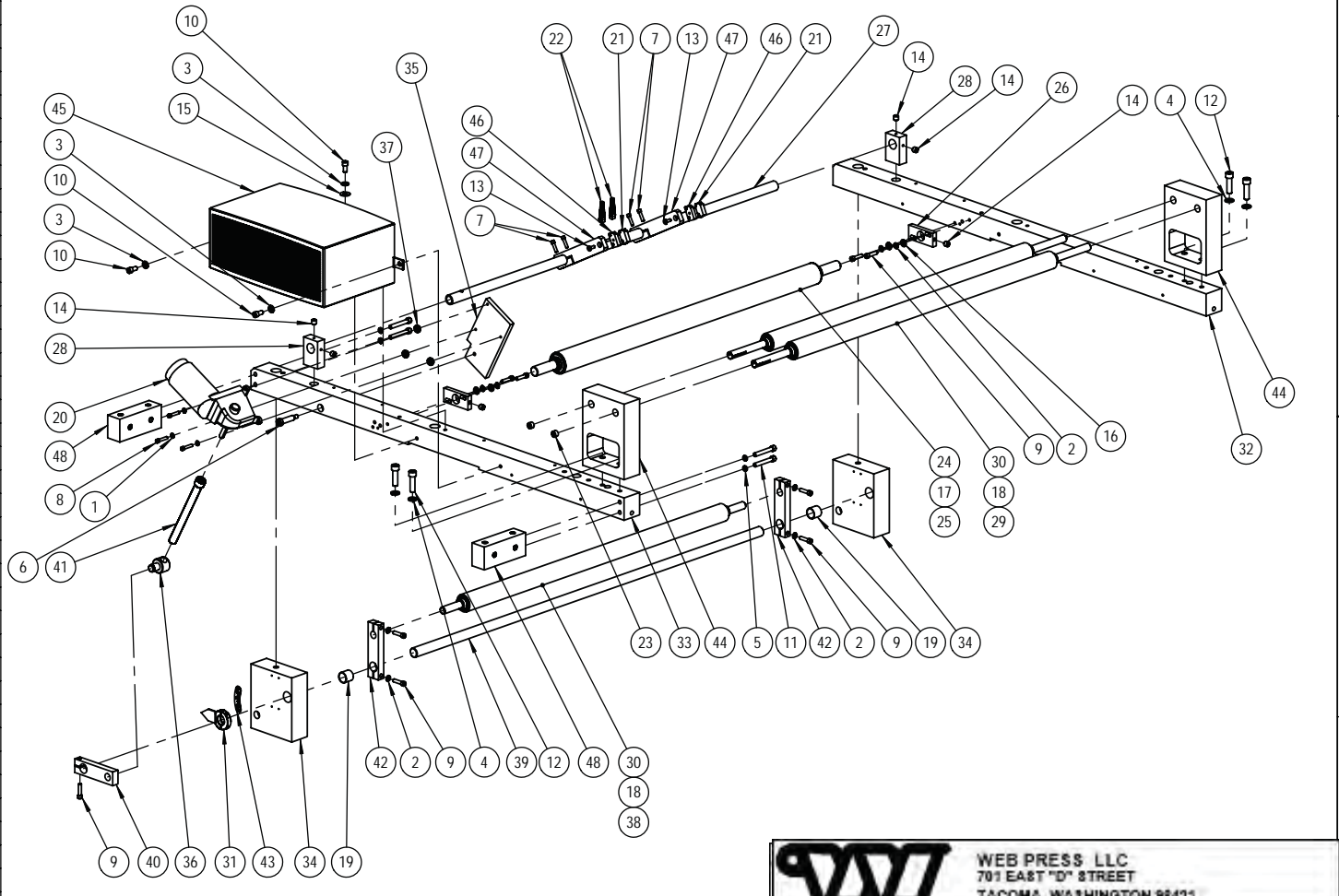
WEB PRESS, LLC
 701 EAST "D" STREET
 TACOMA, WASHINGTON 98421

TITLE ASSEMBLY, BASE FRAME		SIZE B	DWG. NO. 520210000
DRAWN: <i>G VARGAS</i>	MODELED BY: <i>GV</i>	APPROVALS	SCALE: 1:10 DATE: 7/19/07 SHEET 2 OF 2 REV. A

Revised 6/27/2019¹


ITEM NO.	PART NUMBER	DESCRIPTION	QTY.
1	024-10-4	1/4" SPRING LOCK WASHER	3
2	024-10-5	5/16 SPRING LOCK WASHER	8
3	024-10-6	3/8" SPRING LOCK WASHER	3
4	024-10-8	1/2" SPRING LOCK WASHER	4
5	024-30-6	3/8" HIGH COLLAR LOCK WASHER	4
6	035-10-828	SHOULDER SCREW 1/2 X 1 3/4	1
7	036-10-416	1/4-20 X 1.0" LG. SHCS	4
8	036-10-420	1/4-20 X 1.25" LG. SHCS	3
9	036-10-520	5/16-18 X 1.25" LG. SHCS	9
10	036-10-612	3/8-16 UNC X 3/4" LG SHCS	3
11	036-10-640	3/8-16 UNC X 2.5" LG SHCS	4
12	036-10-828	1/2-13 UNC X 1.75" LG. SHCS	4
13	036-50-412	1/4-20 UNC X 3/4" LG FHCS	2
14	038-10-808	1/4-20 X 1/2" SET SCREW	6
15	080-10-6	3/8" FLAT WASHER	1
16	080-30-5	5/16" STUD WASHER	4
17	001054	ER-16X LOW DRAG(WEB GUIDE APPL. ONLY)	2
18	001068	BEARING, #RALO12NPP, GUIDE ROLLER	6
19	011033	BUSHING, 1.000 ID X 1.125 OD X 1.00 LG	2
20	040117	GEARMOTOR (1LRB2)	1
21	041310	SENSOR (PZ-V31P)	2
22	046768	STRAIN RELIEF (HEYCO 5N-7)	2
23	050202	3/8 NPT PIPE PLUG	2
24	511490	ROLLER CORE	1
25	900030	SHAFT, STIFFENER	1
26	2828150	SUPPORT ROLLER	2
27	11012940	TUBE, WEB BREAK DETECTOR	1
28	11012950	BRACKET, WEB BREAK SEE P/L 11012901A	2
29	11022750	SHAFT FOR WEB GUIDE ROLLER	2
30	11022800	ROLLER, WEB GUIDE	3
31	11027960	WELDMENT, COMP. POINTER	1
32	11028250	RAIL, TOP UNIT, STEEL	1
33	11028260	RAIL UNIT TOP, OPERATOR SIDE	1
34	11028301	PLATE, COMPENSATOR	2
35	11028341	MOUNTING PLATE, MOTORIZED COMPENSATOR	1
36	11028360	SWIVEL NUT, MOTORIZED COMP	1
37	11028380	MOTOR MOUNT PAD	3
38	11028400	SHAFT, COMP. ROLLER	1
39	11028450	SHAFT, COMP. PIVOT	1
40	11028500	ARM, COMP. ADJUSTMENT	1
41	11028520	THREADED ROD ASS'Y	1
42	11028550	ARM, COMP. ROLLER	2
43	11028580	INDICATOR, COMPENSATOR	1
44	11029410	BRACKET, TOP ROLLER	2
45	11030141	WELDMENT, TOP SKIRT COVER	1
46	11030560	DETECTOR MOUNT	2
47	11030570	CLAMP, WEB BREAK DETECTOR	2
48	11047770	HINGE BLOCK ASSEMBLY	2

DATE	SYM	REVISION RECORD	DR	CK
7/10/07	A	NEW RELEASE	GV	




Web Press Corporation Proprietary Information This document contains trade secrets protected by the Uniform Trade Secrets Act (RCW 19.108).		TOLERANCES (EXCEPT AS SHOWN)	
		FRACTIONAL ± 1/32 DECIMALS .XX ± .01 .XXX ± .005 ANGLES ± 1° DO NOT SCALE DRAWING	TITLE ASSEMBLY, FRAME TOP
DRAWN: G VARGAS MODELED BY: GV		SIZE B DWG. NO. 52022000	SCALE: 1:12 DATE: 7/10/07 SHEET 1 OF 2 REV. A

DATE	SYM	REVISION RECORD	DR	CK
7/10/07	A	NEW RELEASE	GV	



Web Press Corporation
 Proprietary Information
 This document contains trade secrets
 protected by the
 Uniform Trade Secrets Act (RCW 19.108).

TOLERANCES (EXCEPT AS SHOWN)	
FRACTIONAL	± 1/32
DECIMALS	XX ± .01 XXX ± .005
ANGLES	± 1°
DO NOT SCALE DRAWING	

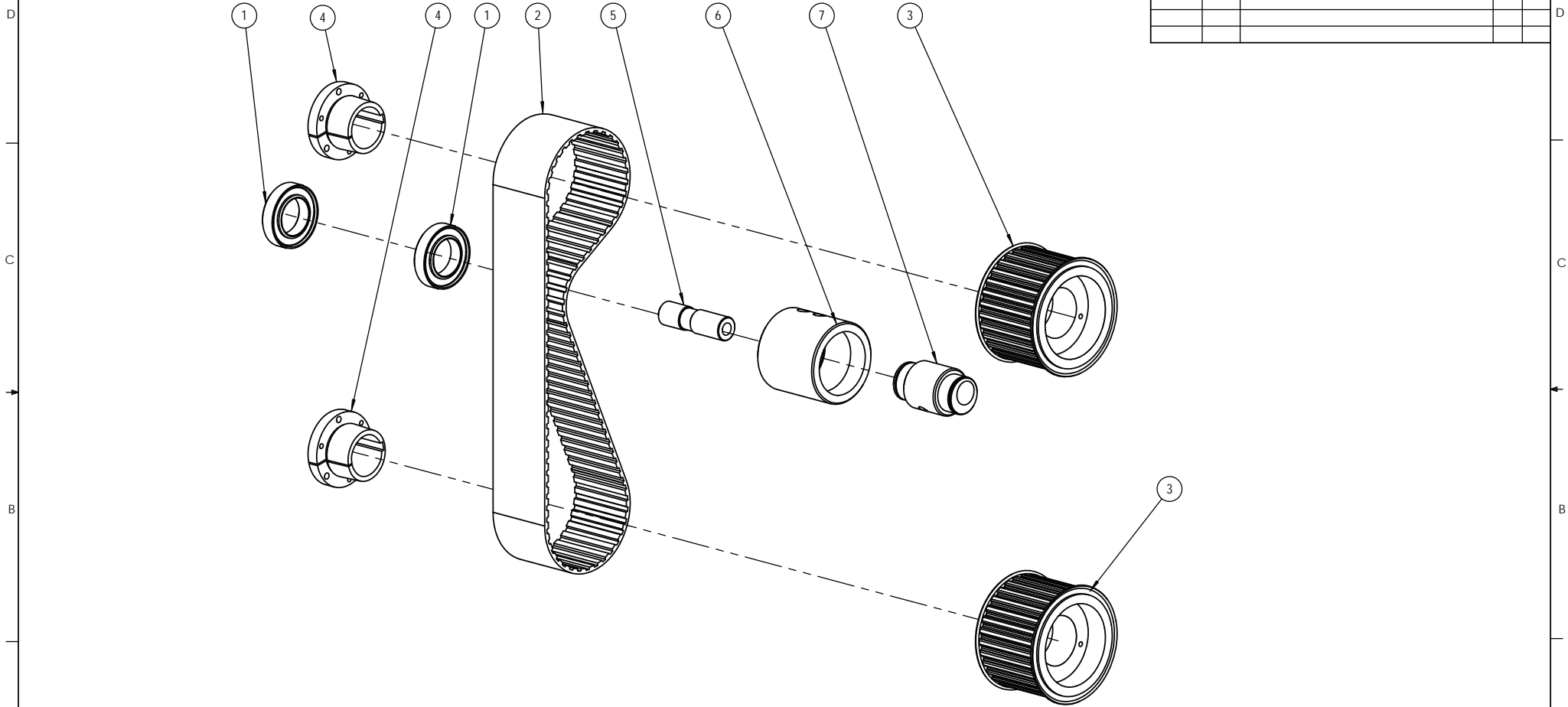


WEB PRESS LLC
 701 EAST "D" STREET
 TACOMA, WASHINGTON 98421

TITLE		ASSEMBLY, FRAME TOP	
DRAWN:	G VARGAS	SIZE	DWG. NO.
MODELED BY:	GV	B	520220000
APPROVALS		SCALE:	1:8
		DATE:	7/10/07
		SHEET	2 OF 2
		REV.	A

Revised 6/27/2019 1

DATE	SYM	REVISION RECORD	DR	CK
7/19/07	A	NEW RELEASE	RR	




ITEM NO.	PART NUMBER	DESCRIPTION	QTY.
1	001023	1.5748 ID X 2.6772 OD BEARING C1	2
2	060077	SLAVE, BELT	1
3	061075	PULLEY	2
4	062050	TAPER BUSHING, SD 1 3/4"	2
5	11007201	SHAFT, STUB	1
6	11007250	IDLER ROLLER, TIMING BELT	1
7	11007301	ECCENTRIC, TIMING BELT	1

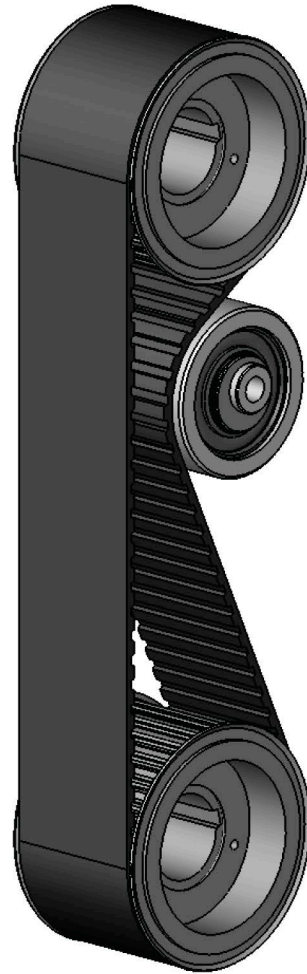
Web Press Corporation
Proprietary Information

This document contains trade secrets
protected by the
Uniform Trade Secrets Act (RCW 19.108).

TOLERANCES (EXCEPT AS SHOWN)	
FRACTIONAL	± 1/32
DECIMALS	.XX ± .01 XXX ± .005
ANGLES	± 1°
DO NOT SCALE DRAWING	

 WEB PRESS, LLC 701 EAST "D" STREET TACOMA, WASHINGTON 98421		TITLE DRIVE ASS'Y DECK TO DECK	
		DRAWN: G VARGAS	APPROVALS: GV
SCALE: 1:2		DATE: 7/19/07	SHEET 1 OF 2 REV. A


DATE	SYM	REVISION RECORD	DR	CK
7/19/07	A	NEW RELEASE	KK	



Web Press Corporation
 Proprietary Information

This document contains trade secrets
 protected by the
 Uniform Trade Secrets Act (RCW 19.108).

TOLERANCES (EXCEPT AS SHOWN)	
FRACTIONAL	± 1/32
DECIMALS	XX ± .01 XXX ± .005
ANGLES	± 1°
DO NOT SCALE DRAWING	



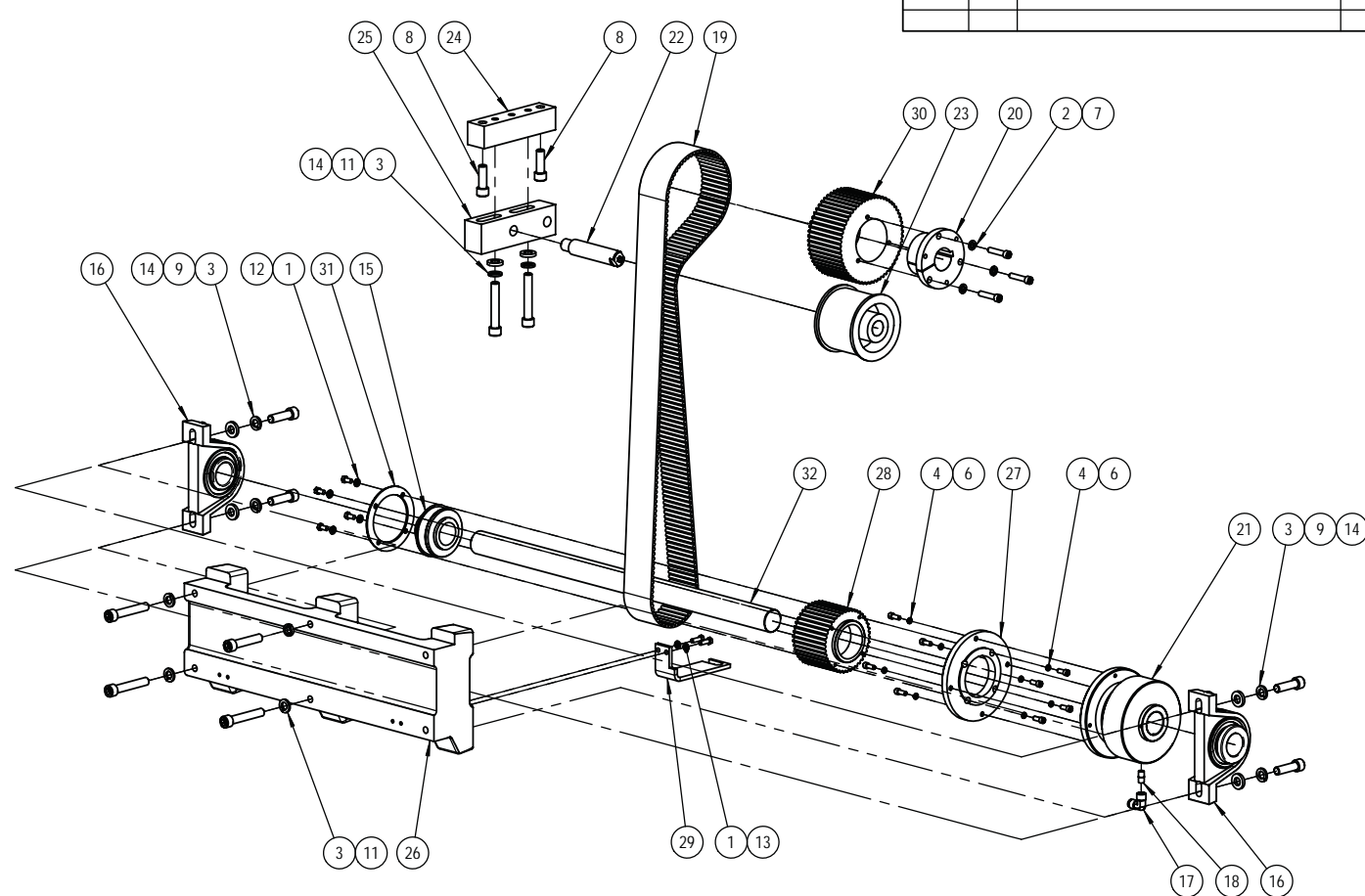
WEB PRESS LLC
 701 EAST "D" STREET
 TACOMA, WASHINGTON 98421

TITLE		DRIVE ASS'Y DECK TO DECK			
DRAWN:	G VARGAS	SIZE	DWG. NO.		
MODELED BY:	GV	B	520310000		
APPROVALS		SCALE:	DATE:	SHEET	REV.
		1:2.5	7/19/07	2 OF 2	A

Revised 6/27/2019¹

ITEM NO.	PART NUMBER	DESCRIPTION	QTY.
1	024-10-4	1/4" SPRING LOCK WASHER	6
2	024-10-5	5/16 SPRING LOCK WASHER	3
3	024-10-8	1/2" SPRING LOCK WASHER	9
4	024-30-4	1/4" HIGH COLLAR LOCK WASHER	8
5	024-30-8	1/2" HIGH COLLAR LOCK WASHER	1
6	036-10-410	1/4-20 X 5/8" LG. SHCS	8
7	036-10-524	5/16-18 X 1 1/2" LG. SHCS	3
8	036-10-824	1/2-13 UNC X 1.5" LG. SHCS	2
9	036-10-828	1/2-13 UNC X 1.75" LG. SHCS	4
10	036-10-840	1/2-13 UNC X 2.5" LG. SHCS	1
11	036-10-848	1/2-13 UNC X 3.0" LG. SHCS	5
12	037-10-408	1/4-20 UNC X 1/2" LG HHCS	4
13	037-10-412	1/4-20 UNC X 3/4" LG HHCS	2
14	080-30-8	1/2" STUD WASHER	6
15	001009	ER-24 BEARING	1
16	006019	PILLOW BLOCK 1 1/2" Ø CENTERLOCK	2
17	051100	FEMALE ELBOW 1/4 T OD X 1/8 NPT	1
18	052047	NIPPLE, 1/8 NPT X 3/4" LG.	1
19	060078	BELT, POLY CHAIN (NOT SHOWN)	1
20	062046	TAPER BUSHING	1
21	068051	AIR CLUTCH, 5H 45 1 1/2" BORE	1
22	069011	IDLER SHAFT, 1" Ø 4 1/8" LG	1
23	069029	PULLEY, IDLER	1
24	11029520	MOUNT, IDLER BRACKET	1
25	11029530	IDLER BRACKET	1
26	11029560	BASE, MODULAR DRIVE	1
27	11029610	ADAPTER, 5H45	1
28	11029620	BLANK, 42T, 8mm PULLEY	1
29	11029630	RETAINER, AIR CLUTCH	1
30	11029650	PULLEY, 58T 8mm	1
31	11029680	FLANGE, 42T PULLEY	1
32	11029720	SHAFT, 5H45	1

DATE	SYM	REVISION RECORD	DR	CK
7/19/07	A	NEW RELEASE	GV	



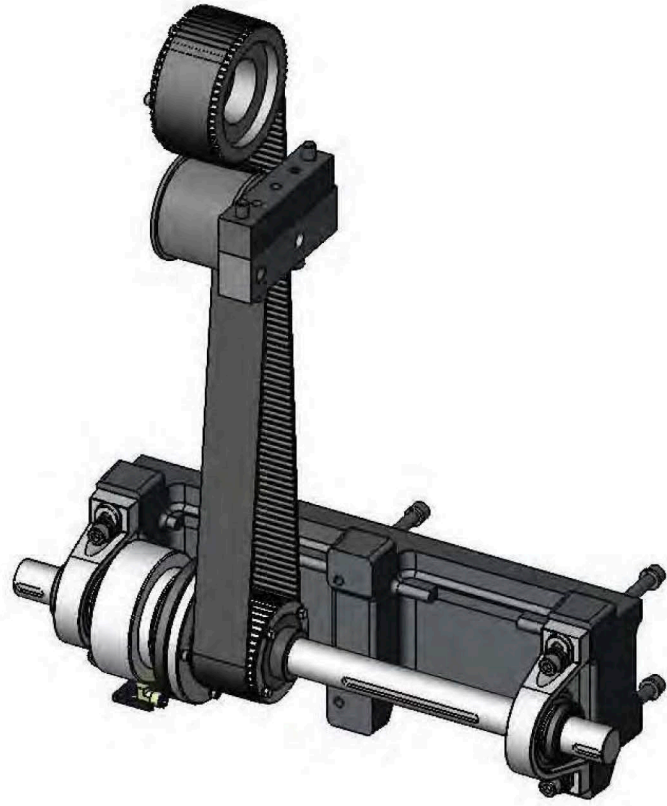
Web Press Corporation
 Proprietary Information
 This document contains trade secrets
 protected by the
 Uniform Trade Secrets Act (RCW 19.108).

TOLERANCES (EXCEPT AS SHOWN)	
FRACTIONAL	± 1/32
DECIMALS	.XX ± .01 XXX ± .005
ANGLES	± 1°
DO NOT SCALE DRAWING	

WP WEB PRESS, LLC
 701 EAST "D" STREET
 TACOMA, WASHINGTON 98421

TITLE DRIVE ASS'Y BASE TO DECK		SIZE B	DWG. NO. 520320000
DRAWN: <i>G VARGAS</i>	APPROVALS	SCALE: 1:8	DATE: 7/19/07
MODELED BY: <i>GV</i>		SHEET 1 OF 2	REV. A

DATE	SYM	REVISION RECORD	DR	CK
7/19/07	A	NEW RELEASE	GV	



Web Press Corporation
 Proprietary Information

This document contains trade secrets
 protected by the
 Uniform Trade Secrets Act (RCW 19.108).

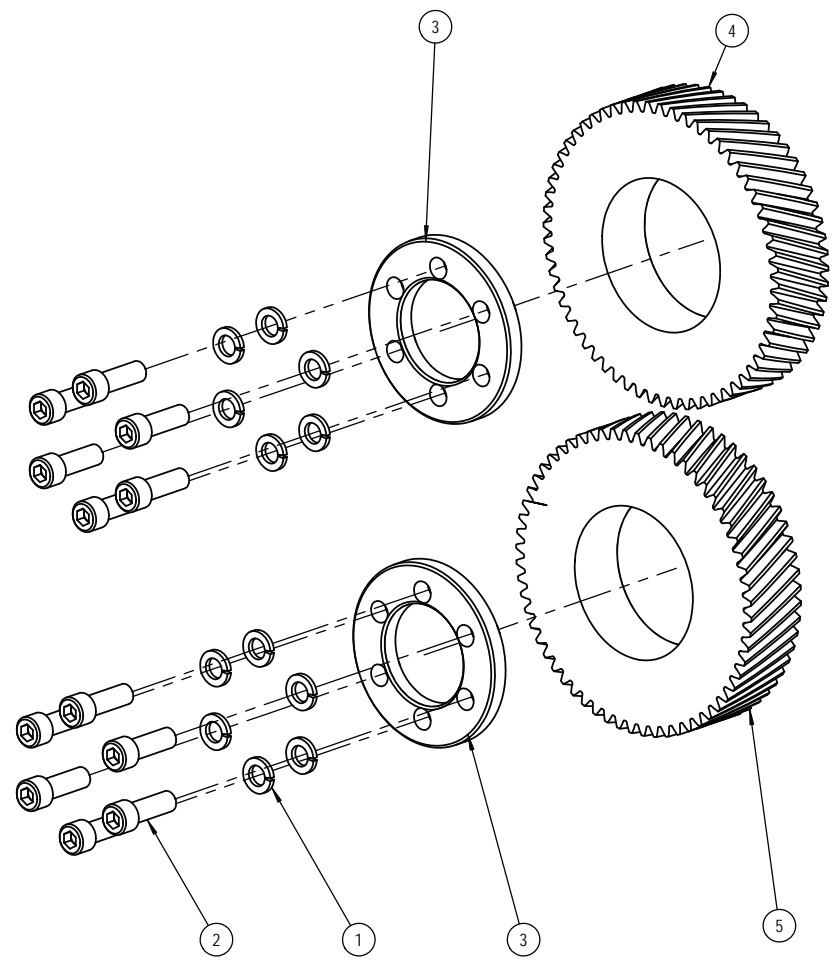
TOLERANCES (EXCEPT AS SHOWN)	
FRACTIONAL	± 1/32
DECIMALS	XX ± .01 XXX ± .005
ANGLES	± 1°
DO NOT SCALE DRAWING	

WP WEB PRESS, LLC
 701 EAST "D" STREET
 TACOMA, WASHINGTON 98421

TITLE		DRIVE ASS'Y BASE TO DECK	
DRAWN:	G VARGAS	SIZE	DWG. NO.
MODELED BY:	GV	B	520320000
APPROVALS		SCALE:	1:5
		DATE:	7/19/07
		SHEET:	2 OF 2
		REV:	A

Revised 6/27/2019 1

DATE	SYM	REVISION RECORD	DR	CK
7/19/07	A	NEW RELEASE	GV	



ITEM NO.	PART NUMBER	DESCRIPTION	QTY.
1	024-10-8	1/2" SPRING LOCK WASHER	12
2	036-10-824	1/2-13 UNC X 1.5" LG. SHCS	12
3	11010900	CLAMP, BLANKET CYLINDER	2
4	11010951	GEAR, BLANKET CYLINDER R.H.	1
5	11011001	GEAR, BLANKET CYLINDER L.H.	1

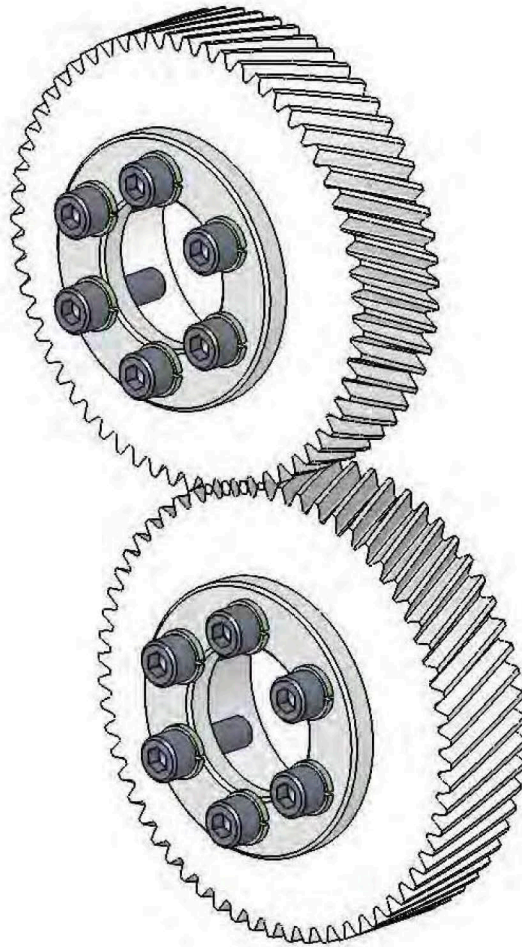
Web Press Corporation
Proprietary Information

This document contains trade secrets protected by the Uniform Trade Secrets Act (RCW 19.108).

TOLERANCES (EXCEPT AS SHOWN)	
FRACTIONAL	± 1/32
DECIMALS	.XX ± .01 XXX ± .005
ANGLES	± 1°
DO NOT SCALE DRAWING	

		WEB PRESS, LLC 701 EAST "D" STREET TACOMA, WASHINGTON 98421	
TITLE DRIVE ASSY BLANKET CYL. DECK 1			
DRAWN: GV	APPROVALS:	SIZE B	DWG. NO. 520340000
SCALE: 1:3	DATE: 7/19/07	SHEET 1 OF 2	REV. A


DATE	SYM	REVISION RECORD	DR	CK
7/19/07	A	NEW RELEASE	GV	



Web Press Corporation
 Proprietary Information

This document contains trade secrets
 protected by the
 Uniform Trade Secrets Act (RCW 19.108).

TOLERANCES (EXCEPT AS SHOWN)	
FRACTIONAL	± 1/32
DECIMALS	XX ± .01 XXX ± .005
ANGLES	± 1°
DO NOT SCALE DRAWING	

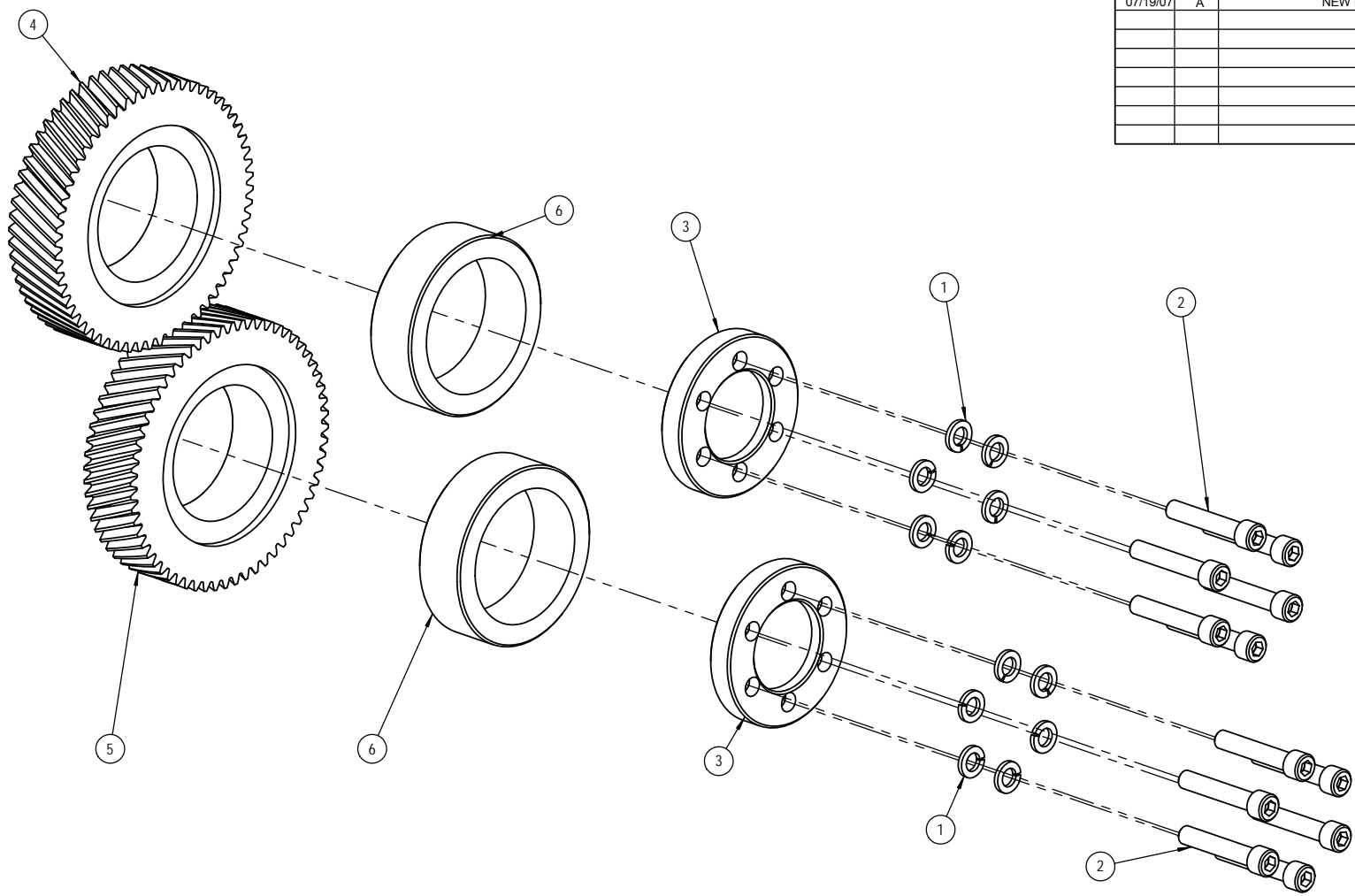


WEB PRESS LLC
 701 EAST "D" STREET
 TACOMA, WASHINGTON 98421

TITLE		DRIVE ASSY BLANKET CYL. DECK 1			
DRAWN:	G VARGAS	SIZE	DWG. NO. 520340000		
MODELED BY:	GV	APPROVALS	SCALE: 1:2	DATE: 7/19/07	SHEET 2 OF 2
			REV. A		

Revised 6/27/2019¹

DATE	SYM	REVISION RECORD	DR	CK
07/19/07	A	NEW RELEASE	GV	




ITEM NO.	PART NUMBER	DESCRIPTION	/QTY.
1	024-10-8	1/2" SPRING LOCK WASHER	12
2	036-10-844	1/2-13 UNC X 2.75" LG. SHCS	12
3	11010910	CLAMP, WIDE BLANKET CYLINDER	2
4	11010951	GEAR, BLANKET CYLINDER R.H.	1
5	11011001	GEAR, BLANKET CYLINDER L.H.	1
6	11011020	SPACER, BLANKET GEAR	2

Web Press Corporation
 Proprietary Information

This document contains trade secrets
 protected by the
 Uniform Trade Secrets Act (RCW 19.108).

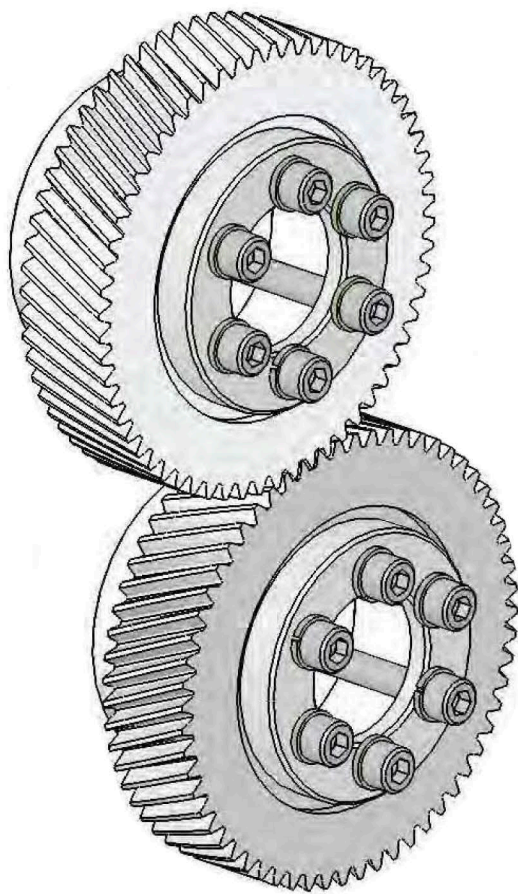
TOLERANCES (EXCEPT AS SHOWN)	
FRACTIONAL	± 1/32
DECIMALS	.XX ± .01 XXX ± .005
ANGLES	± 1°
DO NOT SCALE DRAWING	



WEB PRESS, LLC
 701 EAST "D" STREET
 TACOMA, WASHINGTON 98421

TITLE DRIVE ASS'Y BLANKET CYL. DECK 2		SIZE B	DWG. NO. 52035000
DRAWN: <i>G VARGAS</i>	APPROVALS:	SCALE: 1:3	DATE: 07/19/07
MODELED BY: <i>GV</i>		SHEET 1 OF 2	REV. A


DATE	SYM	REVISION RECORD	DR	CK
07/19/07	A	NEW RELEASE	GV	



Web Press Corporation
 Proprietary Information

This document contains trade secrets
 protected by the
 Uniform Trade Secrets Act (RCW 19.108).

TOLERANCES (EXCEPT AS SHOWN)	
FRACTIONAL	± 1/32
DECIMALS	XX ± .01 XXX ± .005
ANGLES	± 1°
DO NOT SCALE DRAWING	

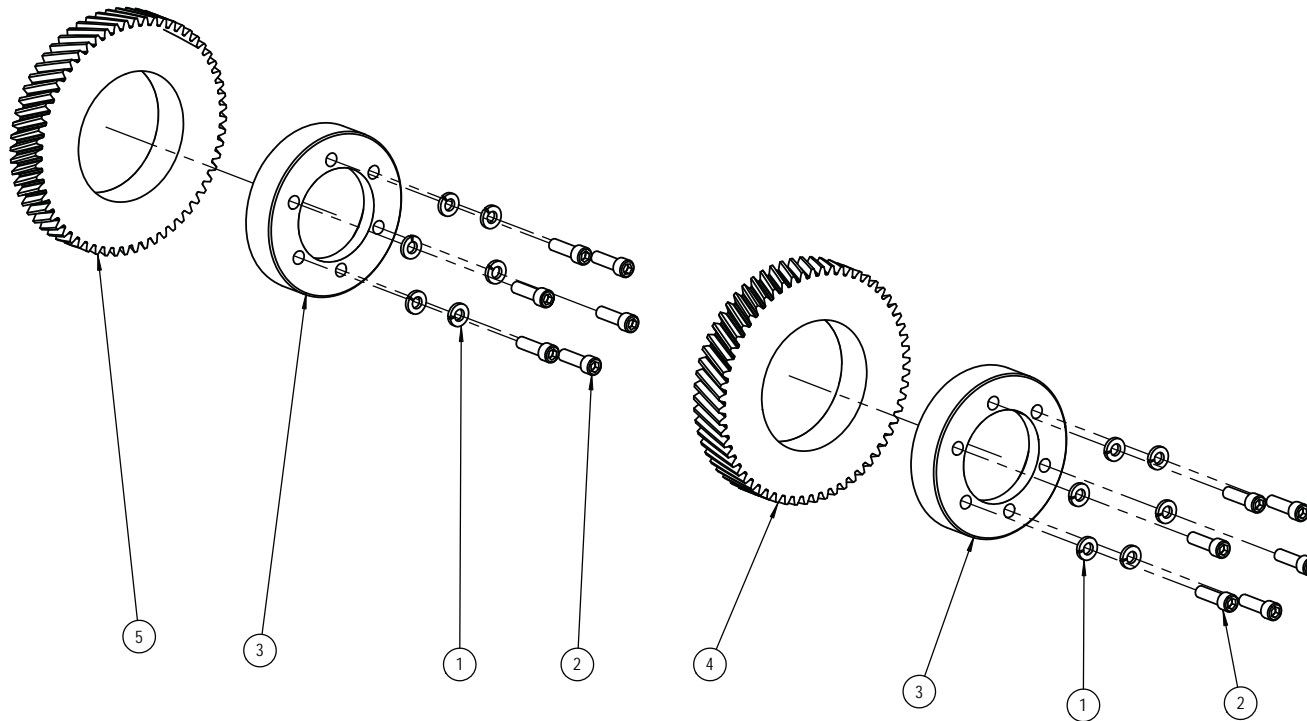


WEB PRESS LLC
 701 EAST "D" STREET
 TACOMA, WASHINGTON 98421

TITLE DRIVE ASS'Y BLANKET CYL. DECK 2		SIZE B	DWG. NO. 52035000
DRAWN: <i>G VARGAS</i>	APPROVALS	SCALE: 1:2	DATE: 07/19/07
MODELED BY: <i>GV</i>		SHEET 2 OF 2	REV. A

Revised 6/27/2019¹


DATE	SYM	REVISION RECORD	DR	CK
7/19/07	A	NEW RELEASE	RR	



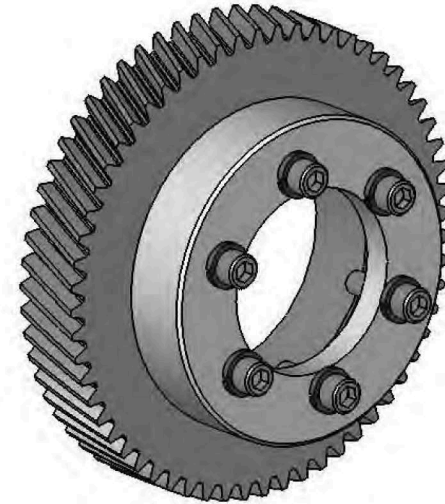
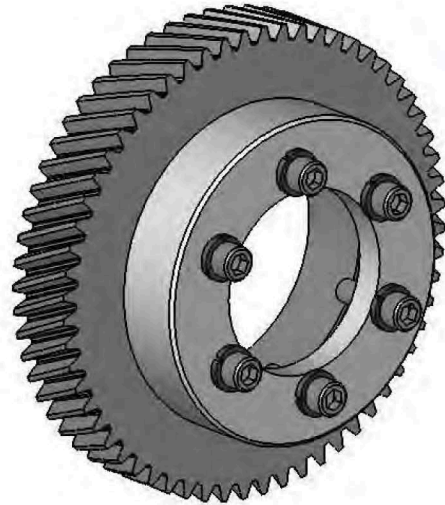
ITEM NO.	PART NUMBER	DESCRIPTION	QTY.
1	024-10-6	3/8" SPRING LOCK WASHER	12
2	036-10-620	3/8-16 UNC X 1.25" LG SHCS	12
3	11009460	CAP. PLATE CYLINDER	2
4	11009650	GEAR, PLATE CYLINDER R.H.	1
5	11009700	GEAR, PLATE CYLINDER L.H.	1

Web Press Corporation
 Proprietary Information
 This document contains trade secrets
 protected by the
 Uniform Trade Secrets Act (RCW 19.108).

TOLERANCES (EXCEPT AS SHOWN)	
FRACTIONAL	± 1/32
DECIMALS	.XX ± .01 .XXX ± .005
ANGLES	± 1°
DO NOT SCALE DRAWING	

		WEB PRESS, LLC 701 EAST "D" STREET TACOMA, WASHINGTON 98421	
TITLE DRIVE ASS'Y PLATE CYL. DECK 1			
DRAWN: RR		MODELED BY: GV	
APPROVALS:		SIZE: B	DWG. NO.: 520360000
SCALE: 1:4		DATE: 7/19/07	SHEET 1 OF 2 REV. A


DATE	SYM	REVISION RECORD	DR	CK
7/19/07	A	NEW RELEASE	RR	



Web Press Corporation
 Proprietary Information

This document contains trade secrets
 protected by the
 Uniform Trade Secrets Act (RCW 19.108).

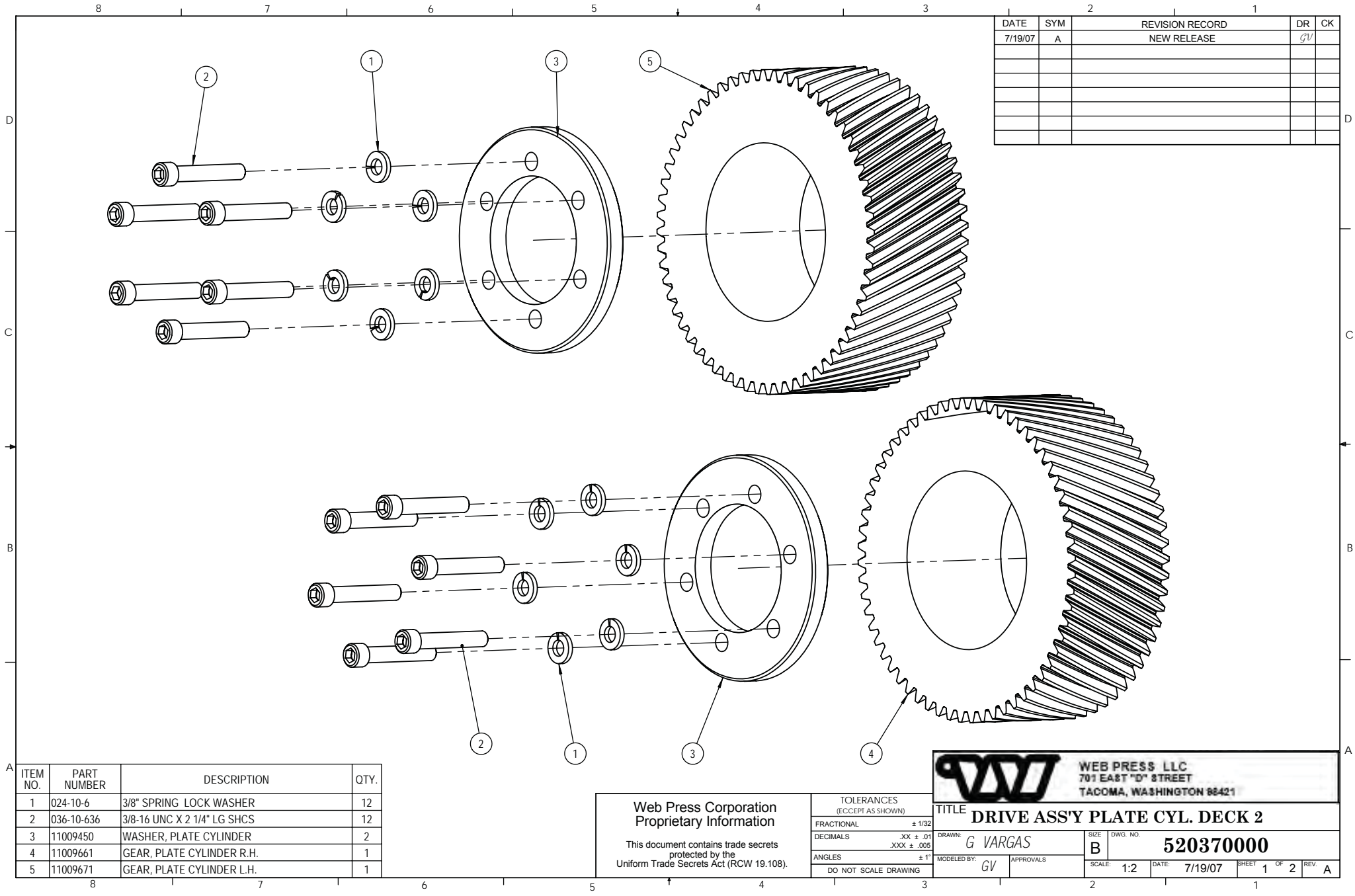
TOLERANCES (EXCEPT AS SHOWN)	
FRACTIONAL	± 1/32
DECIMALS	XX ± .01 XXX ± .005
ANGLES	± 1°
DO NOT SCALE DRAWING	



WEB PRESS - LLC
 701 EAST "D" STREET
 TACOMA, WASHINGTON 98421

TITLE		DRIVE ASS'Y PLATE CYL. DECK 1			
SIZE	DWG. NO.	520360000			
B		SCALE: 1:2	DATE: 7/19/07	SHEET 2 OF 2	REV. A

Revised 6/27/2019¹



DATE	SYM	REVISION RECORD	DR	CK
7/19/07	A	NEW RELEASE	GV	

ITEM NO.	PART NUMBER	DESCRIPTION	QTY.
1	024-10-6	3/8" SPRING LOCK WASHER	12
2	036-10-636	3/8-16 UNC X 2 1/4" LG SHCS	12
3	11009450	WASHER, PLATE CYLINDER	2
4	11009661	GEAR, PLATE CYLINDER R.H.	1
5	11009671	GEAR, PLATE CYLINDER L.H.	1


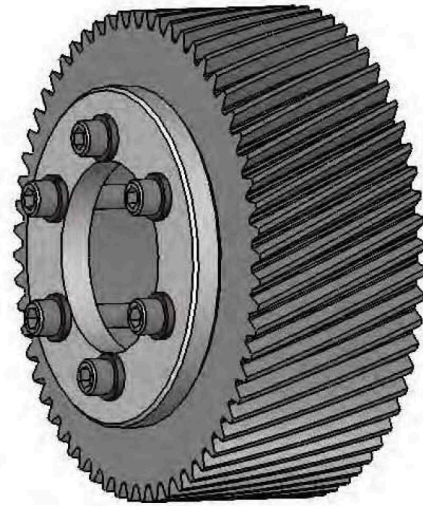
Web Press Corporation
Proprietary Information

This document contains trade secrets protected by the Uniform Trade Secrets Act (RCW 19.108).

TOLERANCES (EXCEPT AS SHOWN)	
FRACTIONAL	± 1/32
DECIMALS	.XX ± .01 XXX ± .005
ANGLES	± 1°
DO NOT SCALE DRAWING	

		WEB PRESS LLC 701 EAST "D" STREET TACOMA, WASHINGTON 98421	
TITLE DRIVE ASSY PLATE CYL. DECK 2			
DRAWN: G VARGAS	SIZE B	DWG. NO. 520370000	
MODELED BY: GV	APPROVALS	SCALE: 1:2	DATE: 7/19/07
		SHEET 1 OF 2	REV. A

DATE	SYM	REVISION RECORD	DR	CK
7/19/07	A	NEW RELEASE	GV	



WEB PRESS LLC
701 EAST "D" STREET
TACOMA, WASHINGTON 98421

Web Press Corporation
Proprietary Information

This document contains trade secrets
protected by the
Uniform Trade Secrets Act (RCW 19.108).

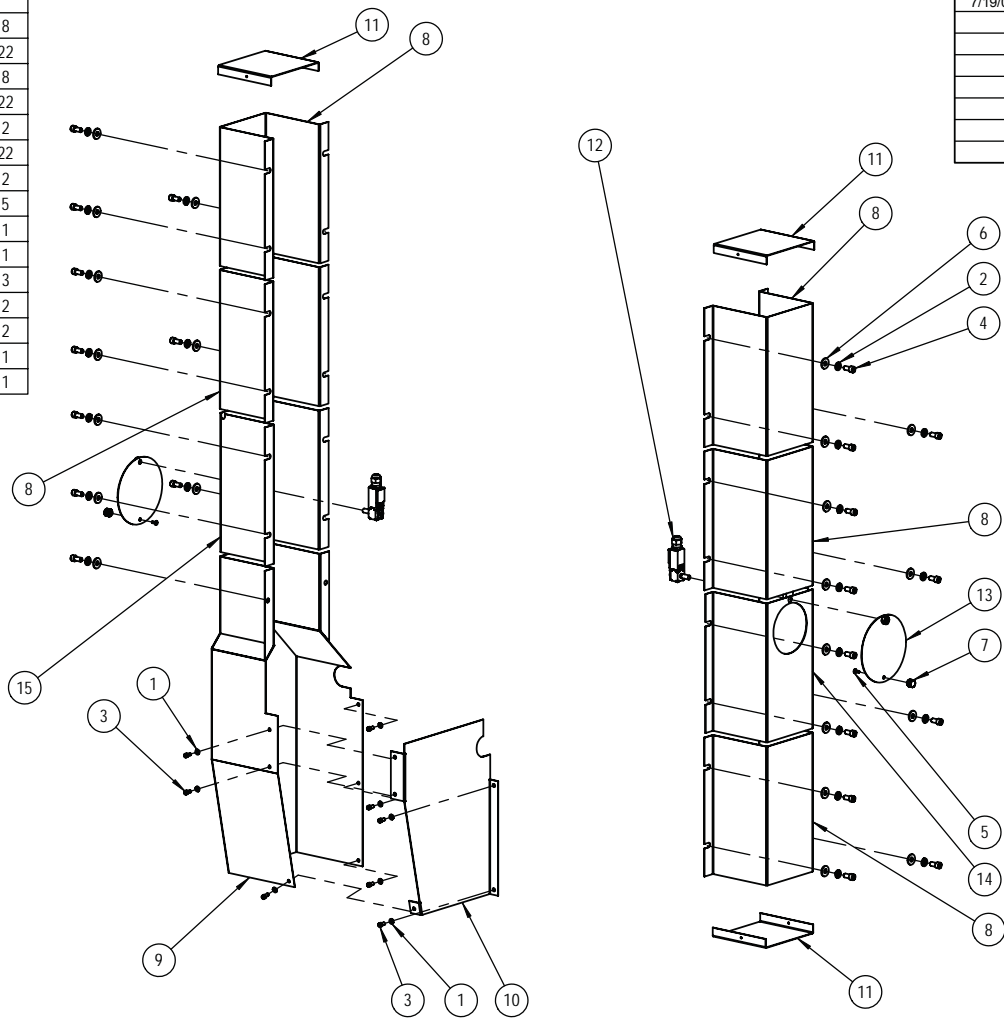
TOLERANCES (EXCEPT AS SHOWN)	
FRACTIONAL	± 1/32
DECIMALS	XX ± .01 XXX ± .005
ANGLES	± 1°
DO NOT SCALE DRAWING	

TITLE		DRIVE ASS'Y PLATE CYL. DECK 2			
DRAWN:	G VARGAS	SIZE	B		
MODELED BY:	GV	DWG. NO.	520370000		
APPROVALS		SCALE:	1:2	DATE:	7/19/07
		SHEET:	2	OF	2
		REV.	A		

Revised 6/27/2019¹

ITEM NO.	PART NUMBER	DESCRIPTION	QTY.
1	024-10-4	1/4" SPRING LOCK WASHER	8
2	024-10-6	3/8" SPRING LOCK WASHER	22
3	036-10-408	1/4-20 X 1/2" LG. SHCS	8
4	036-10-612	3/8-16 UNC X 3/4" LG SHCS	22
5	036-60-9008	10-32 UNF X 1/2" LG. FHCS	2
6	080-10-6	3/8" FLAT WASHER	22
7	033032	KNOB	2
8	11013071	TOP TIMING BELT GUARD	5
9	11013111	GUARD, BELT DRIVE	1
10	11013120	GUARD, BACKING	1
11	11013130	CAP, GUARD	3
12	11013290	INTERLOCK SWITCH	2
13	11013360	HATCH, SWITCH	2
14	11013370	GUARD, CRANK RH	1
15	11013380	GUARD, CRANK LH	1

DATE	SYM	REVISION RECORD	DR	CK
7/19/07	A	NEW RELEASE	GV	



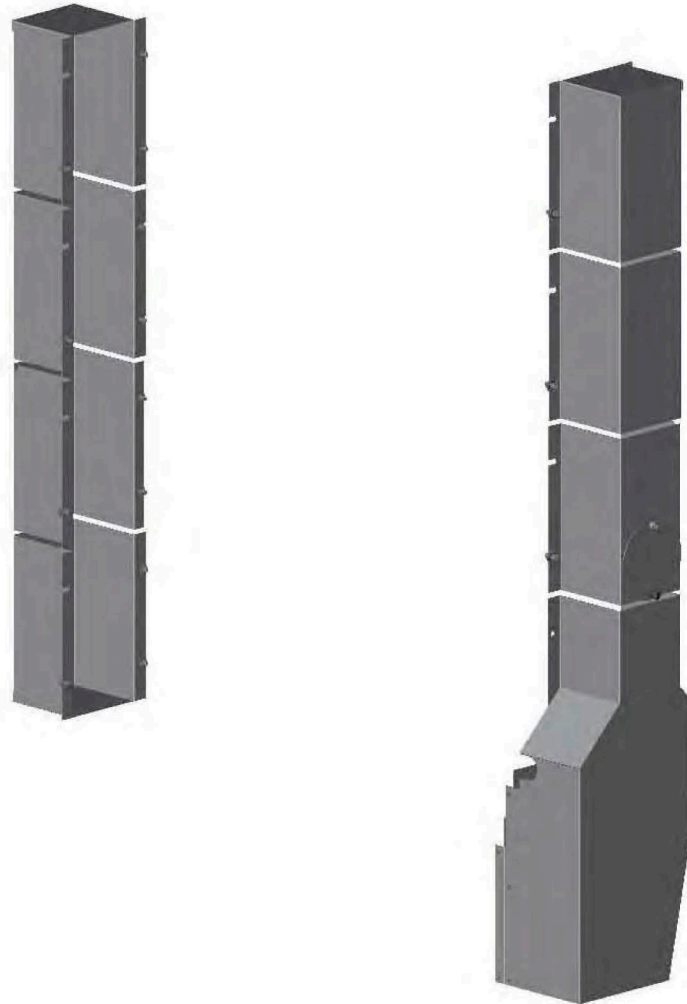
Web Press Corporation
 Proprietary Information
 This document contains trade secrets
 protected by the
 Uniform Trade Secrets Act (RCW 19.108).

TOLERANCES (EXCEPT AS SHOWN)	
FRACTIONAL	± 1/32
DECIMALS	XX ± .01 XXX ± .005
ANGLES	± 1°
DO NOT SCALE DRAWING	

WP WEB PRESS, LLC
 701 EAST "D" STREET
 TACOMA, WASHINGTON 98421

TITLE DRIVE GUARD ASSEMBLY		SIZE B	DWG. NO. 524300000
DRAWN: <i>G VARGAS</i>	APPROVALS: <i>ZBIG</i>	SCALE: 1:8	DATE: 7/19/07
MODELED BY: <i>GV</i>		SHEET 1 OF 2	REV. A

DATE	SYM	REVISION RECORD	DR	CK
7/19/07	A	NEW RELEASE	GV	



Web Press Corporation
Proprietary Information

This document contains trade secrets
protected by the
Uniform Trade Secrets Act (RCW 19.108).

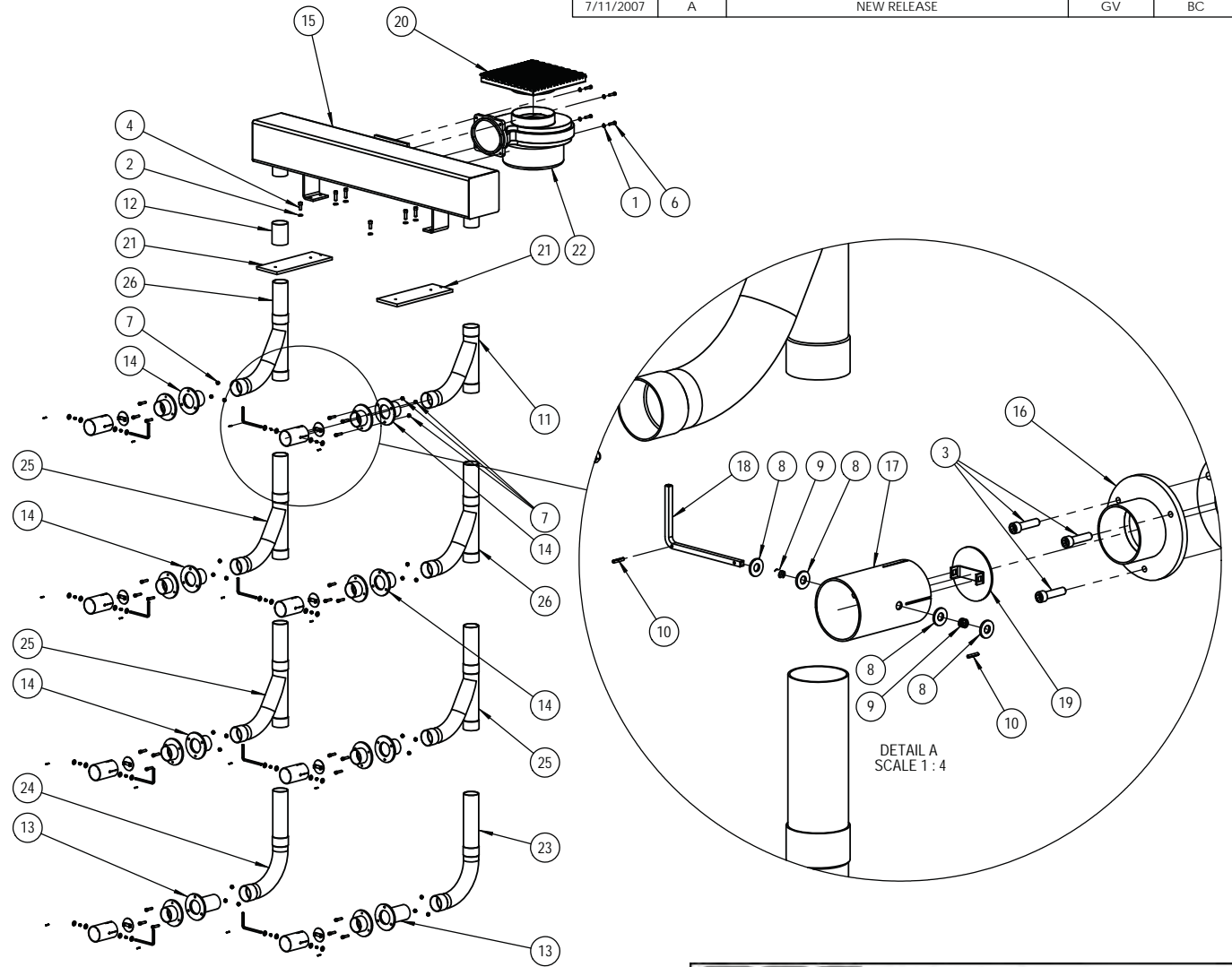
TOLERANCES (EXCEPT AS SHOWN)	
FRACTIONAL	± 1/32
DECIMALS	XX ± .01 XXX ± .005
ANGLES	± 1°
DO NOT SCALE DRAWING	

WP WEB PRESS LLC
701 EAST "D" STREET
TACOMA, WASHINGTON 98421

TITLE		DRIVE GUARD ASSEMBLY	
DRAWN:	G VARGAS	SIZE	DWG. NO.
MODELED BY:	GV	B	524300000
APPROVALS	ZBIG	SCALE:	1:10
		DATE:	7/19/07
		SHEET	2 OF 2
		REV.	A

Revised 6/27/2019¹

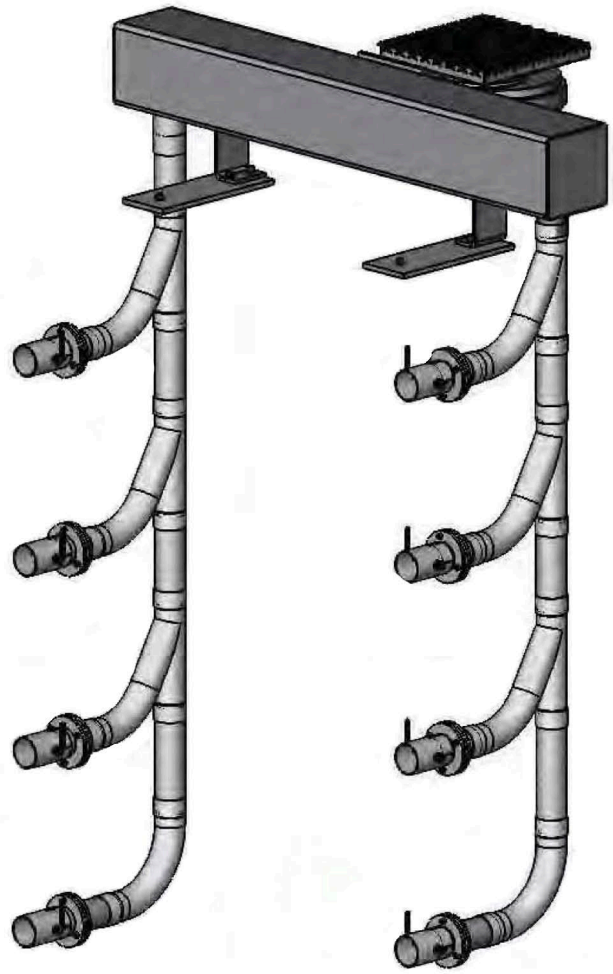
DATE	REV.	DESCRIPTION	CK	DR
7/11/2007	A	NEW RELEASE	GV	BC



ITEM NO.	PART NUMBER	DESCRIPTION	QTY.
1	024-10-4	1/4" SPRING LOCK WASHER	4
2	024-10-5	5/16" Ø WASHER, SPRING LOCK, ZINC	6
3	036-10-416	1/4-20 X 1.0" LG. SHCS	24
4	036-10-512	5/16-18 X 3/4" LG. SHCS	2
5	036-10-516	5/16-18 X 1.0 LG. SHCS	4
6	037-10-416	1/4-20 UNC X 1.0" LG HHCS	4
7	039-12-4	1/4-20 NYLOC JAM NUT	24
8	080-20-4	1/4" FLAT WASHER SS	32
9	021060	COMPRESSION SPRING	16
10	031101	1/8" Ø SPRING ROLL PIN	16
11	051255	2" TEE	1
12	052058	2" Ø UNION	1
13	11014531	FLANGE 4"	2
14	11014541	FLANGE 2 1/8"	6
15	11014600	MANIFOLD	1
16	11014611	FLANGE 1 1/2"	8
17	11014650	SPLIT SLEEVE	8
18	11014660	LEVER	8
19	11014670	BAFFLE	8
20	11014690	FILTER ASSEMBLY	1
21	11014700	STIFFENER	2
22	11014720	BLOWER, HEAT REMOVAL SYSTEM	1
23	11030080	RIGHT BOTTOM AIR TUBE	1
24	11030090	LEFT BOTTOM AIR TUBE	1
25	11030100	CENTER & RIGHT AIR TUBE	3
26	11030110	TOP RIGHT AIR TUBE	2

WEB PRESS CORPORATION PROPRIETARY INFORMATION THIS DOCUMENT CONTAINS TRADE SECRETS PROTECTED BY THE UNIFORM TRADE SECRETS ACT (RCW 19.108).		TOLERANCES (EXCEPT AS SHOWN) FRACTIONAL ± 1/32 DECIMALS XX ± .01 XXX ± .005 ANGLES ± 1° DO NOT SCALE DRAWING.	WEB PRESS LLC 701 EAST "D" STREET TACOMA, WASHINGTON 98421
TITLE AIR PIPING SYSTEM		DRAWN: GV MODELED BY: GV	SIZE: B DWG. NO.: 52441000 APPROVALS: BC SCALE: NTS DATE: 7/11/07 SHEET 1 OF 2 REV. A

DATE	REV.	DESCRIPTION	DR	CK
7/11/2007	A	NEW RELEASE	GV	BC



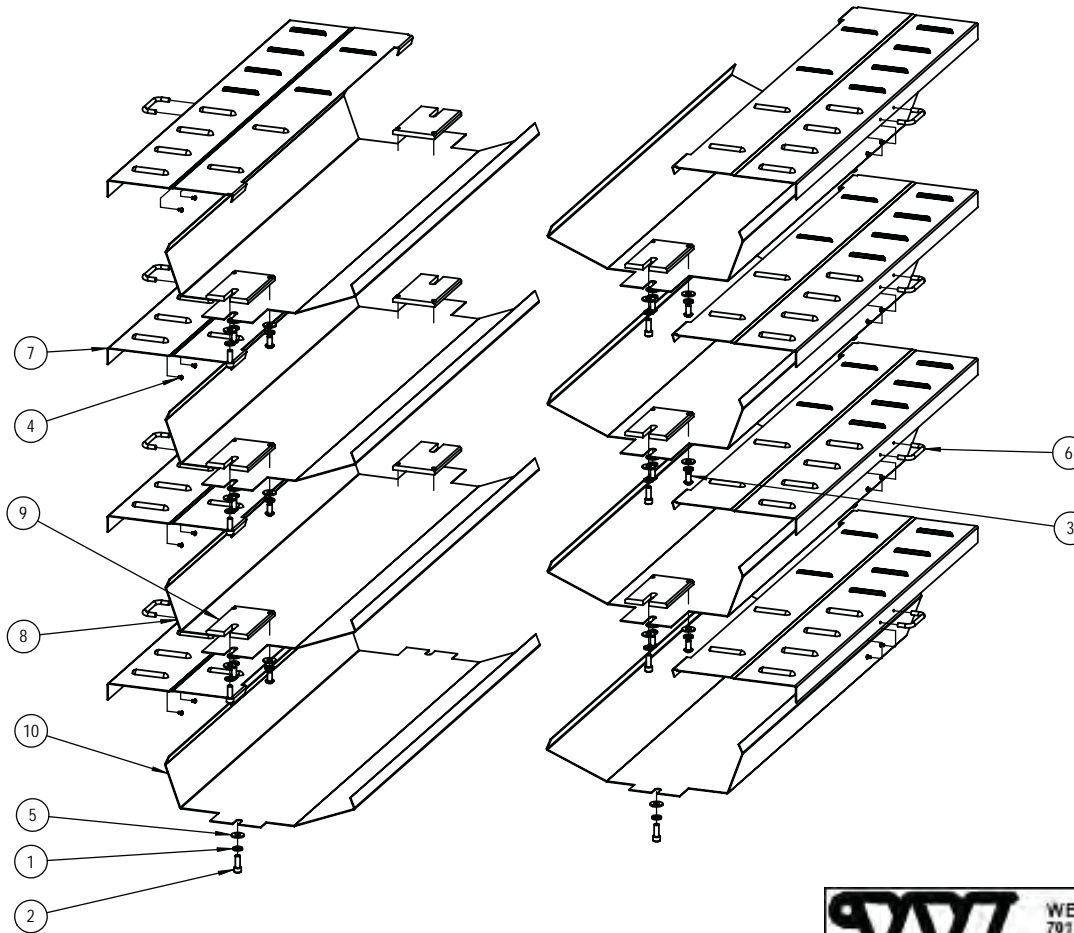
WP WEB PRESS LLC
701 EAST "D" STREET
TACOMA, WASHINGTON 98421

WEB PRESS CORPORATION PROPRIETARY INFORMATION		TOLERANCES (EXCEPT AS SHOWN)		TITLE AIR PIPING SYSTEM	
THIS DOCUMENT CONTAINS TRADE SECRETS PROTECTED BY THE UNIFORM TRADE SECRETS ACT (RCW 19J08).		FRACTIONAL	± 1/32	DRAWN	SIZE
		DIGIMALS	XX ± .01 XXX ± .005	GV	B
		ANGLES	± 1°	CHECKED BY:	DWG. NO. 524410000
		DO NOT SCALE DRAWING		APPROVALS	SCALE: NTS
				BC	DATE: 7/11/07
					SHEET 2 OF 2
					REV. A

Revised 6/27/2019 1

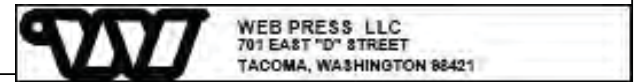
ITEM NO.	PART NUMBER	DESCRIPTION	QTY.
1	024-10-6	3/8" SPRING LOCK WASHER	40
2	036-10-616	3/8-16 UNC X 1.0" LG SHCS	16
3	037-50-612	3/8-16 UNC X .75 LG BHCS	24
4	037-50-9804	#8-32 X 1/4 LG BHCS	16
5	080-10-6	3/8" FLAT WASHER	40
6	090771	3" GOLD HANDEL	8
7	11000150	COVER, INK FOUNTIAN	8
8	11006750	COVER, INK ROLLER	6
9	11006760	STIFFENER, ROLLER COVER	12
10	11007500	COVER, LOWER INK TRAIN	2

REVISIONS				
DATE	REV.	DESCRIPTION	BY	APPROVED




Web Press Corporation
 Proprietary Information
 This document contains trade secrets
 protected by the
 Uniform Trade Secrets Act (RCW 19.108).

TOLERANCES (EXCEPT AS SHOWN)	
FRACTIONAL	± 1/32
DECIMALS	.XX ± .01 .XXX ± .005
ANGLES	± 1°
DO NOT SCALE DRAWING	



TITLE		ASS'Y. INK TRAIN GUARDS 4 HI		
DRAWN:	G VARGAS	SIZE	DWG. NO. 524500000	
MODELED BY:	GV	APPROVALS	SCALE: 1:10	DATE: 11/14/07
SHEET 1 OF 2		REV. A		


REVISIONS				
DATE	REV.	DESCRIPTION	BY	APPROVED
11/14/07	A	NEW RELEASE	GV	ZB



C:\SW-Working\

Web Press Corporation
 Proprietary Information
 This document contains trade secrets
 protected by the
 Uniform Trade Secrets Act (RCW 19.108).

TOLERANCES (EXCEPT AS SHOWN)	
FRACTIONAL	± 1/32
DECIMALS	XX ± .01 XXX ± .005
ANGLES	± 1°
DO NOT SCALE DRAWING	



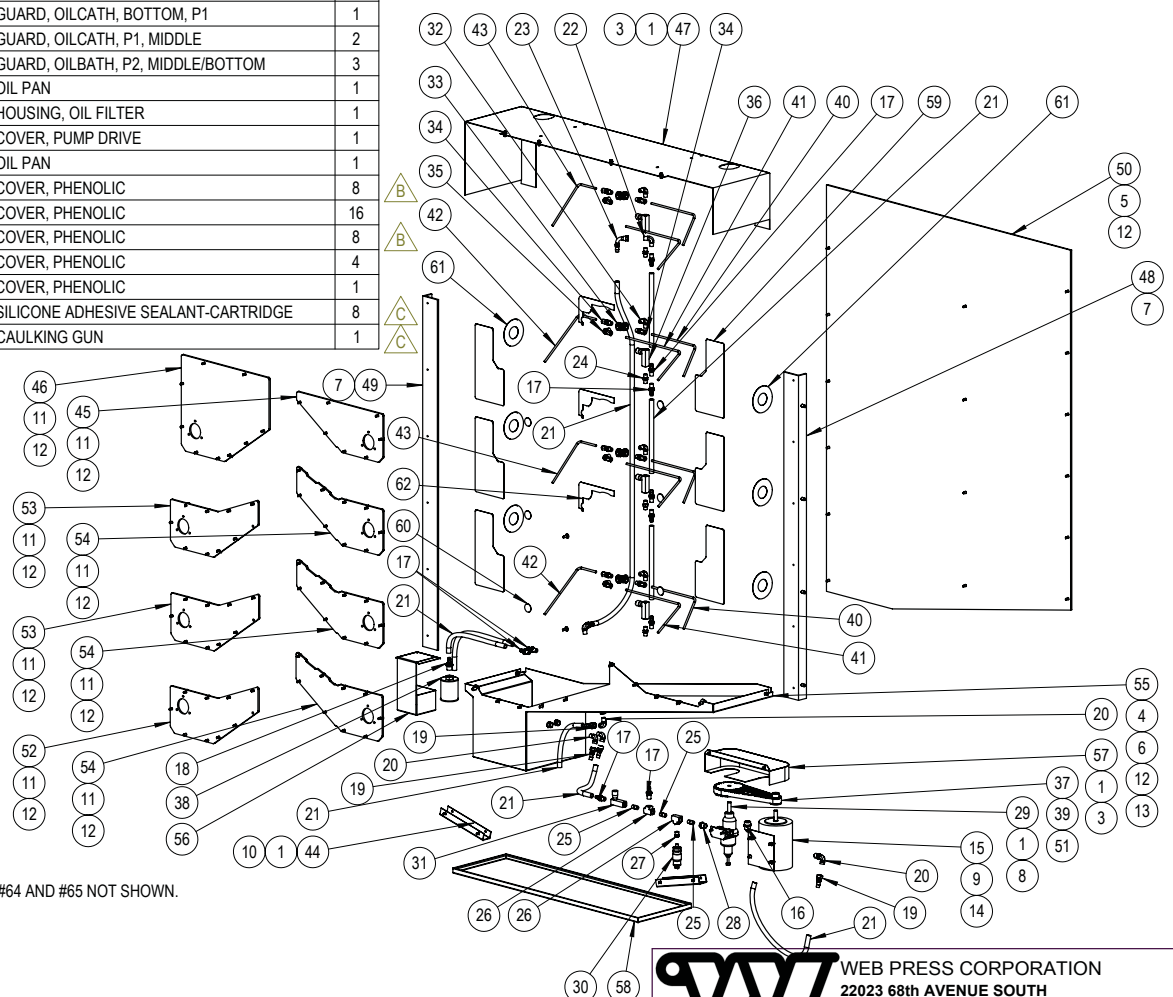
WEB PRESS LLC
 701 EAST "D" STREET
 TACOMA, WASHINGTON 98421

TITLE		ASS'Y. INK TRAIN GUARDS 4 HI		
DRAWN:	G VARGAS	SIZE	B	
MODELED BY:	GV	DWG. NO.	524500000	
APPROVALS		SCALE:	1:24	DATE: 11/14/07
		SHEET	2	OF 2
		REV.	A	

Revised 6/27/2019¹

ITEM NO.	PART NUMBER	DESCRIPTION	QTY.	ITEM NO.	PART NUMBER	DESCRIPTION	QTY.
1	024-10-4	1/4" SPRING LOCK WASHER	12	48	11013711	MOUNT, GUARD L.H.	1
2	024-10-5	5/16" Ø WASHER, SPRING LOCK, ZINC	4	49	11013721	MOUNT, GUARD R.H.	1
3	036-10-408	1/4-20 X 1/2" LG. SHCS	6	50	11013741	COVER, ACRYLIC	1
4	036-10-410	1/4-20 X 5/8" LG. SHCS	10	51	11013860	PULLEY, 36L075, ALUM.	1
5	036-10-412	1/4-20 X 3/4" LG. SHCS	16	52	11013672	GUARD, OILCATH, BOTTOM, P1	1
6	036-10-612	3/8-16 UNC X 3/4" LG SHCS	2	53	11013871	GUARD, OILCATH, P1, MIDDLE	2
7	036-50-612	3/8-16 UNC X 3/4" LG. FHCS	8	54	11013613	GUARD, OILBATH, P2, MIDDLE/BOTTOM	3
8	037-10-412	1/4-20 UNC X 3/4" LG HHCS	2	55	11016402	OIL PAN	1
9	037-10-510	5/16-18 UNC X 5/8" HHCS	4	56	11016910	HOUSING, OIL FILTER	1
10	037-50-408	1/4-20 X 1/2 LG BHCS	4	57	11021122	COVER, PUMP DRIVE	1
11	037-50-412	1/4-20 X 3/4 LG BHCS	72	58	11046890	OIL PAN	1
12	080-10-4	1/4" FLAT WASHER	98	59	11013410	COVER, PHENOLIC	8
13	080-10-6	3/8" FLAT WASHER	2	60	11012040	COVER, PHENOLIC	16
14	080-30-5	5/16 WASHER, FLAT,	4	61	11012010	COVER, PHENOLIC	8
15	040055	1/4 HP BRUSH MOTOR	1	62	11012020	COVER, PHENOLIC	4
16	048501	4 PIN MALE RECEPT. W/12" LEAD	1	63	11012070	COVER, PHENOLIC	1
17	050161	1/4" NPT X 3/8 BARBED HOSE FITTING	10	64	090867	SILICONE ADHESIVE SEALANT-CARTRIDGE	8
18	050162	3/8 NPT X 3/8 BARBED HOSE FITTING	1	65	090365	CAULKING GUN	1
19	050163	HOSE FITTING	5				
20	050164	MALE ELBOW	5				
21	050165	OIL HOSE	9				
22	050179	ELBOW	1				
23	050180	ELBOW	1				
24	051063	HEX NIPPLE 1/4" NPT S.S.	4				
25	052054	CLOSE NIPPLE 1/4" NPT BRASS	3				
26	052055	CLOSE NIPPLE 1/4 NPT BRASS	2				
27	052056	REDUCER BUSHING 1/8 FNPT X 1/4 MNPT BRASS	1				
28	052060	3/8" MNPT X 1/4" FNPT REDUCER	2				
29	052061	GEAR PUMP	1				
30	053097	OIL PRESSURE SWITCH	1				
31	053100	NEEDLE VALVE FLOW CONTROL 1/4 FNPT	1				
32	053104	MALE ELBOW	4				
33	053116	CROSS 1/4" NPT	4				
34	053117	MALE CONNECTOR 1/4" NPT	8				
35	053118	MALE TO FEMALE ELBOW 1/4" NPT	4				
36	053121	1/4" FLOW CONTROL FF	4				
37	060022	3/8 P X 3/4 W X 27" LG. BELT	1				
38	090408	HYDRALICK SUCTION STRAINER 1/2 NPT	1				
39	822170	DRIVE PULLEY, BRUSH ROLL	1				
40	11013510-1	MITER GEAR, 1/4" Ø STEEL TUBING	4				
41	11013510-3	OSC. GEAR, 1/4" Ø STEEL TUBING	4				
42	11013510-4	PLATE CYL. GEAR, DECK 1 & 3, 1/4" STEEL TUB.	2				
43	11013510-5	PLATE CYL. GEAR, DECK 2 & 4, 1/4" STEEL TUB.	2				
44	11013522	OIL TROUGH, GS - INSIDE	2				
45	11013622	GUARD, OILBATH, TOP, P2	1				
46	11013632	GUARD, OILBATH, TOP, P1	1				
47	11013690	GUARD, TOP CAP	1				

DATE	REV.	DESCRIPTION	DR	CK
11/15/2007	A	NEW RELEASE	GV	BC
6-15-12	B	CHANGED QTY OF PHENOLIC COVERS, ECN 12-0507	ZB	
1-28-13	C	ADDED ITEM #64 AND #65, ECN 13-0067	ZB	



NOTE: ITEMS #64 AND #65 NOT SHOWN.

Web Press Corporation
 Proprietary Information
 This document contains trade secrets
 protected by the
 Uniform Trade Secrets Act (RCW 19.108).

TOLERANCES (EXCEPT AS SHOWN)	
FRACTIONAL	+1/32
DECIMALS	.XX ± .01 .XXX ± .005
ANGLES	± 1°
DO NOT SCALE DRAWING	

WEB PRESS CORPORATION
 22023 68th AVENUE SOUTH
 KENT, WASHINGTON 98032

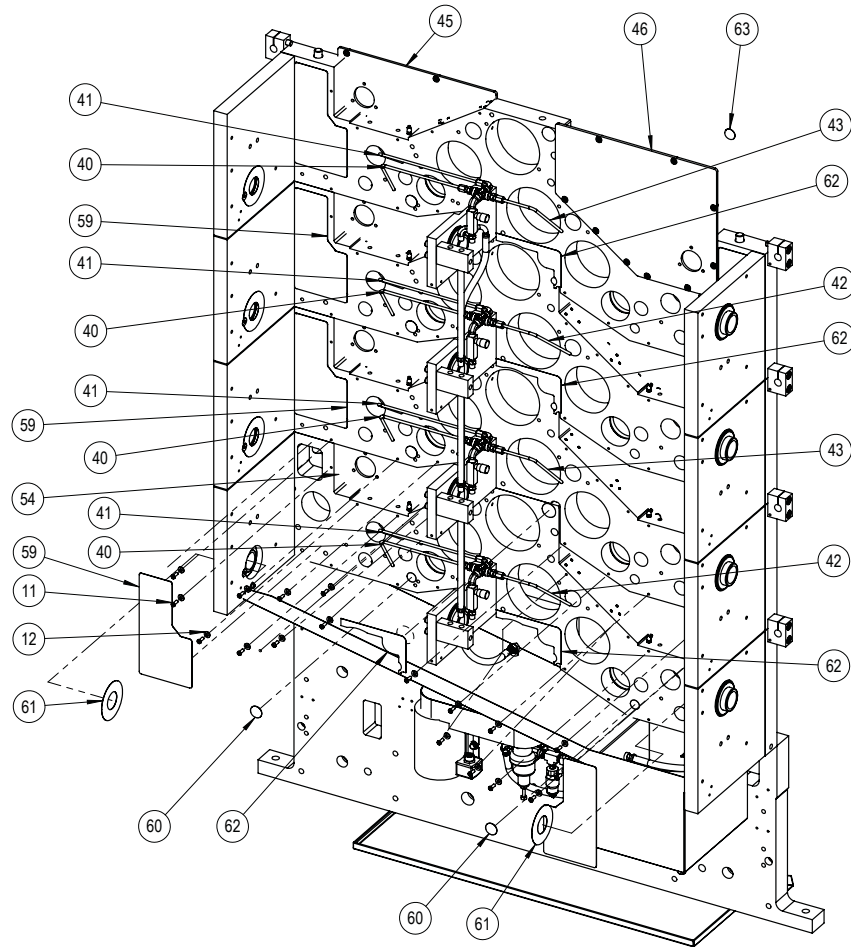
LUBRICATION SYSTEM ASSEMBLY

DRAWN: **G VARGAS**
 MODELED BY: **GV**

APPROVALS: **BC**

SIZE: **B** DWG. NO.: **524510000**


SCALE: **NTS** DATE: **11/15/2007** SHEET **1** OF **2** REV. **C**

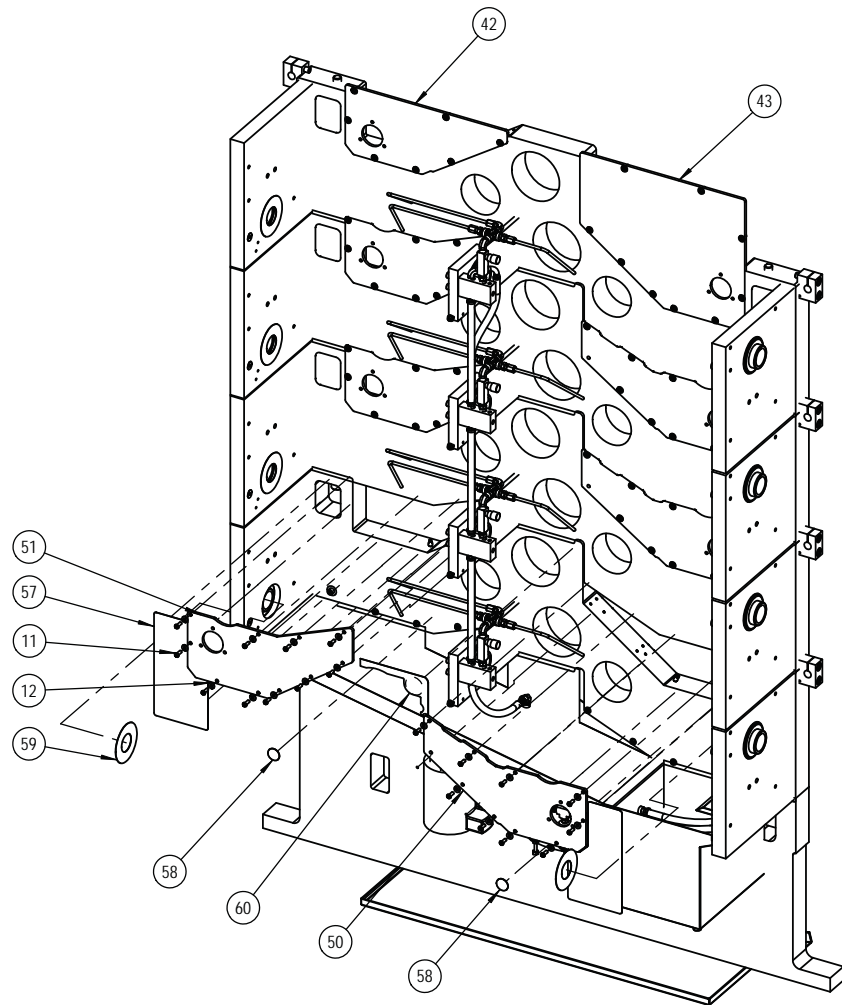


TYPICAL ASSEMBLY
FOR COVER WINDOWS


Web Press Corporation
Proprietary Information
This document contains trade secrets
protected by the
Uniform Trade Secrets Act (RCW 19.108).

TOLERANCES (EXCEPT AS SHOWN)	
FRACTIONAL	+1/32
DECIMALS	.XX ± .01 .XXX ± .005
ANGLES	± 1°
DO NOT SCALE DRAWING	

 WEB PRESS CORPORATION 22023 68th AVENUE SOUTH KENT, WASHINGTON 98032		TITLE	
		LUBRICATION SYSTEM ASSEMBLY	
DRAWN: G VARGAS		SIZE	DWG. NO.
MODELED BY: GV		B	524510000
APPROVALS BC		SCALE: NTS	DATE: 11/15/2007
		SHEET 2 OF 2	REV. C



TYPICAL ASSEMBLY
FOR COVER WINDOWS

	WEB PRESS LLC 701 EAST "D" STREET TACOMA, WASHINGTON 98421	
	TITLE LUBRICATION SYSTEM ASSEMBLY	

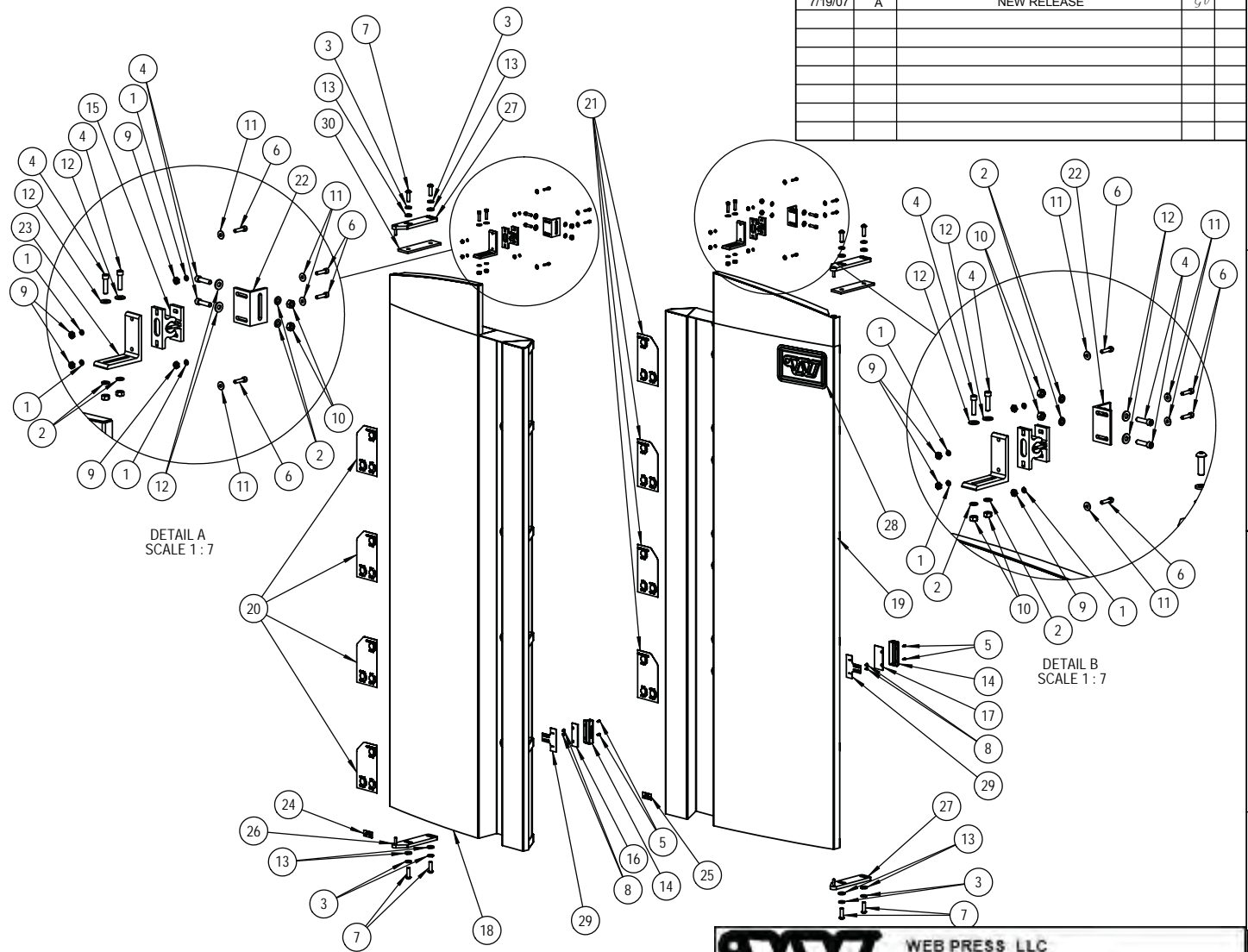
Web Press Corporation
Proprietary Information
This document contains trade secrets
protected by the
Uniform Trade Secrets Act (RCW 19.108).

TOLERANCES (EXCEPT AS SHOWN)	
FRACTIONAL	± 1/32
DECIMALS	.XX ± .01 .XXX ± .005
ANGLES	± 1°
DO NOT SCALE DRAWING	

DRAWN: G VARGAS	SIZE B	DWG. NO. 524510000
MODELLED BY: GV	APPROVALS BC	SCALE: NTS DATE: 11/15/2007 SHEET 3 OF 3 REV. A

ITEM NO.	PART NUMBER	DESCRIPTION	QTY.
1	024-10-3	#10 SPRING LOCK WASHER	8
2	024-10-4	1/4" SPRING LOCK WASHER	8
3	024-10-6	3/8" SPRING LOCK WASHER	8
4	036-10-416	1/4-20 X 1.0" LG. SHCS	8
5	036-10-9604	#6-32 X 1/4 LG SHCS	4
6	036-10-9912	10-24 UNC X .75 LG SHCS	8
7	037-50-620	3/8-16 X 1.25 LG BHCS	8
8	037-50-9804	#8-32 X 1/4 LG BHCS	4
9	039-10-3	#10-24 UNC HEX NUT	8
10	039-10-4	1/4-20 UNC HEX NUT	8
11	080-10-3	#10 FLAT WASHER	8
12	080-10-4	1/4" FLAT WASHER	8
13	080-30-6	3/8" STUD WASHER	8
14	041091	MICRO SWITCH	1
15	090766	GRAB CATCHE	2
16	517630	SPACER, MICRO SWITCH	1
17	517640	SPACER, MICRO SWITCH	1
18	11012751	WELDMENT, LEFT HAND DOOR	1
19	11012801	WELDMENT, RIGHT HAND DOOR	1
20	11017001	CONTROL LABEL, LEFT HAND DOOR	4
21	11017051	CONTROL LABEL, RIGHT HAND DOOR	4
22	11030530	MOUNTING BRACKET	2
23	11030540	MOUNTING BRACKET	2
24	11046870	FORMS, LEFT DOOR LABEL	1
25	11046880	FORMS, RIGHT DOOR LABEL	1
26	11047251	PIVOT P2 ASSEMBLY	2
27	11047261	PIVOT P1 ASSEMBLY	2
28	11047340	W LOGO	1
29	11047720	DOOR SWITCH MOUNT	2
30	11047870	SPACER, HINGE BLOCK	2

DATE	SYM	REVISION RECORD	DR	CK
7/19/07	A	NEW RELEASE	GV	



DETAIL A
SCALE 1 : 7

DETAIL B
SCALE 1 : 7

Web Press Corporation Proprietary Information This document contains trade secrets protected by the Uniform Trade Secrets Act (RCW 19.108).	TOLERANCES (EXCEPT AS SHOWN)		 WEB PRESS LLC 701 EAST "D" STREET TACOMA, WASHINGTON 98421
	FRACTIONAL	± 1/32	
	DECIMALS	.XX ± .01 .XXX ± .005	
	ANGLES	± 1°	
DO NOT SCALE DRAWING		TITLE STANDARD OPERATOR DOORS DRAWN: G VARGAS MODELED BY: GV	SIZE B DWG. NO. 52461000 SCALE: 1:14 DATE: 7/19/07 SHEET 1 OF 2 REV. A


DATE	SYM	REVISION RECORD	DR	CK
7/19/07	A	NEW RELEASE	GV	



Web Press Corporation
Proprietary Information

This document contains trade secrets
protected by the
Uniform Trade Secrets Act (RCW 19.108).

TOLERANCES (EXCEPT AS SHOWN)	
FRACTIONAL	± 1/32
DECIMALS	XX ± .01 XXX ± .005
ANGLES	± 1°
DO NOT SCALE DRAWING	

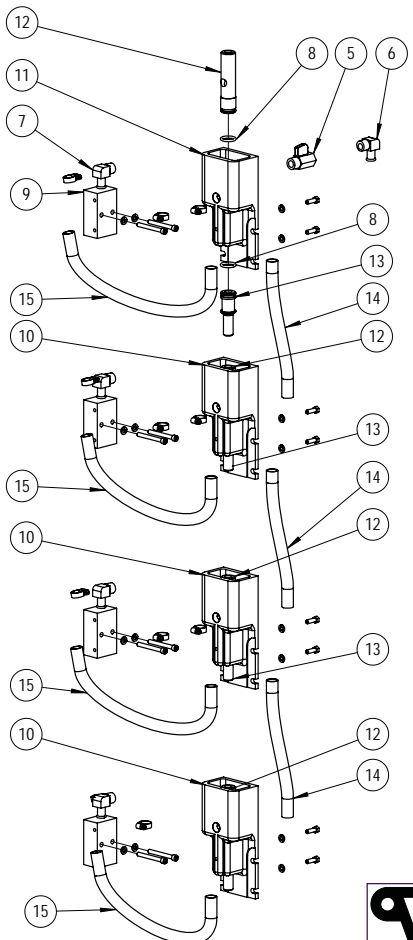
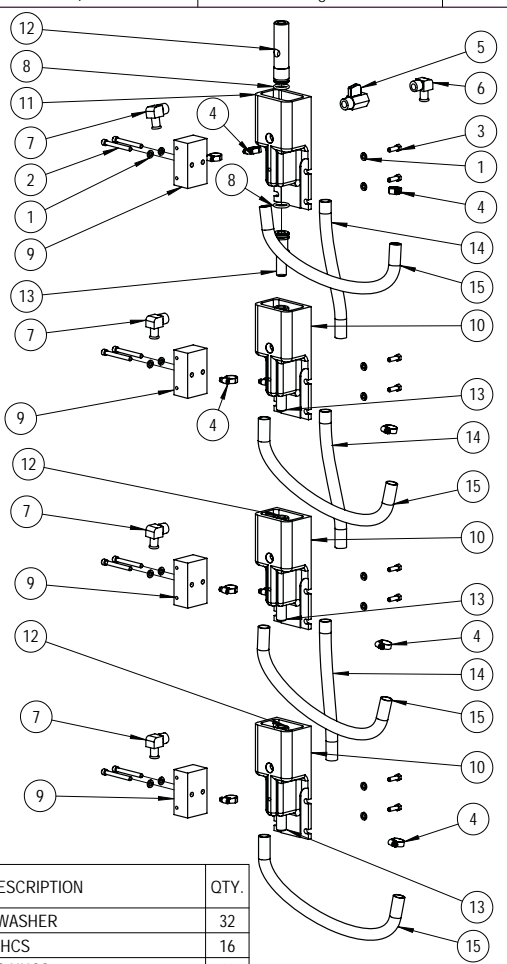


WEB PRESS LLC
701 EAST "D" STREET
TACOMA, WASHINGTON 98421

TITLE		STANDARD OPERATOR DOORS	
DRAWN:	G VARGAS	SIZE	DWG. NO.
MODELED BY:	GV	B	52461000
APPROVALS:		SCALE:	1:12
		DATE:	7/19/07
		SHEET:	2 OF 2
		REV:	A

Revised 6/27/2019¹

DATE	REV.	DESCRIPTION	DR	CK
1-25-12	A	NEW RELEASE	ZB	
6-18-12	B	ADDED TUBING, ECN 12-0516	ZB	



ITEM NO.	PART NUMBER	DESCRIPTION	QTY.
1	024-10-4	1/4" SPRING LOCK WASHER	32
2	036-10-436	1/4-20 X 2 1/4" LG. SHCS	16
3	037-10-412	1/4-20 UNC X 3/4" LG HHCS	16
4	050011	3/4 HOSE CLAMP	22
5	050158	BRASS VALVE	2
6	050159	BRASS FITTING	2
7	050189	BRASS FITTING	8
8	090409	O-RING	16
9	11017560	MOUNT, WATER CUP	8
10	11021310	CASTING, MACHINED DRAIN	6
11	11021320	CASTING, UPPER FILL DRAIN	2
12	11022262	STANDPIPE, DRAIN	8
13	11022272	OUTLET, DRAIN	8
14	050006-02	050006, 5/8" Ø VINYL TUBING 8 1/2" LG.	6
15	050006-01	050006, 5/8" VINYL TUBING 15" LG.	8

WEB PRESS LLC
 PROPRIETARY INFORMATION
 THIS DOCUMENT CONTAINS TRADE SECRETS
 PROTECTED BY THE
 UNIFORM TRADE SECRETS ACT (R.C.W. 19.108).

TOLERANCES (EXCEPT AS SHOWN)	
FRACTIONAL	± 1/32
DECIMALS	.XX ± .01 .XXX ± .005
ANGLES	± F
DO NOT SCALE DRAWING	

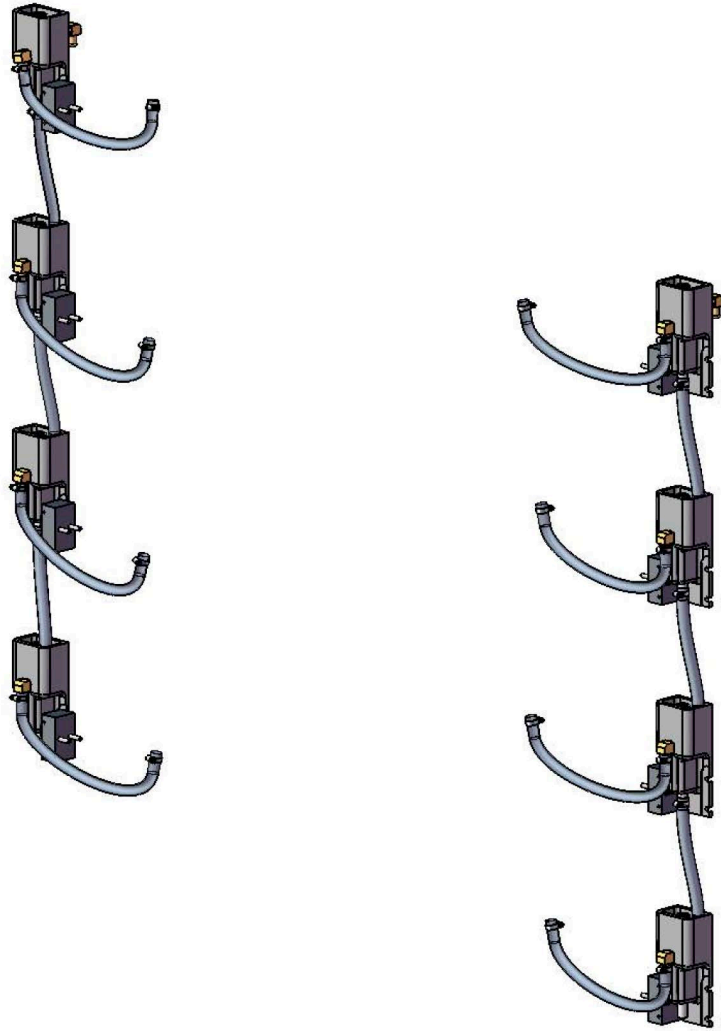
WEB PRESS LLC
 701 EAST "D" STREET
 TACOMA, WASHINGTON 98421

TITLE WATER SYSTEM SGL. OSC 4 HIGH

DRAWN: **ZB** DWG. NO.: **524710000**

SCALE: 1:8 DATE: 1-25-12 SHEET 1 OF 2 REV. B

D
C
B
A



D
C
B
A

WEB PRESS LLC
 PROPRIETARY INFORMATION
 THIS DOCUMENT CONTAINS TRADE SECRETS
 PROTECTED BY THE
 UNIFORM TRADE SECRETS ACT (RCW 19.108).

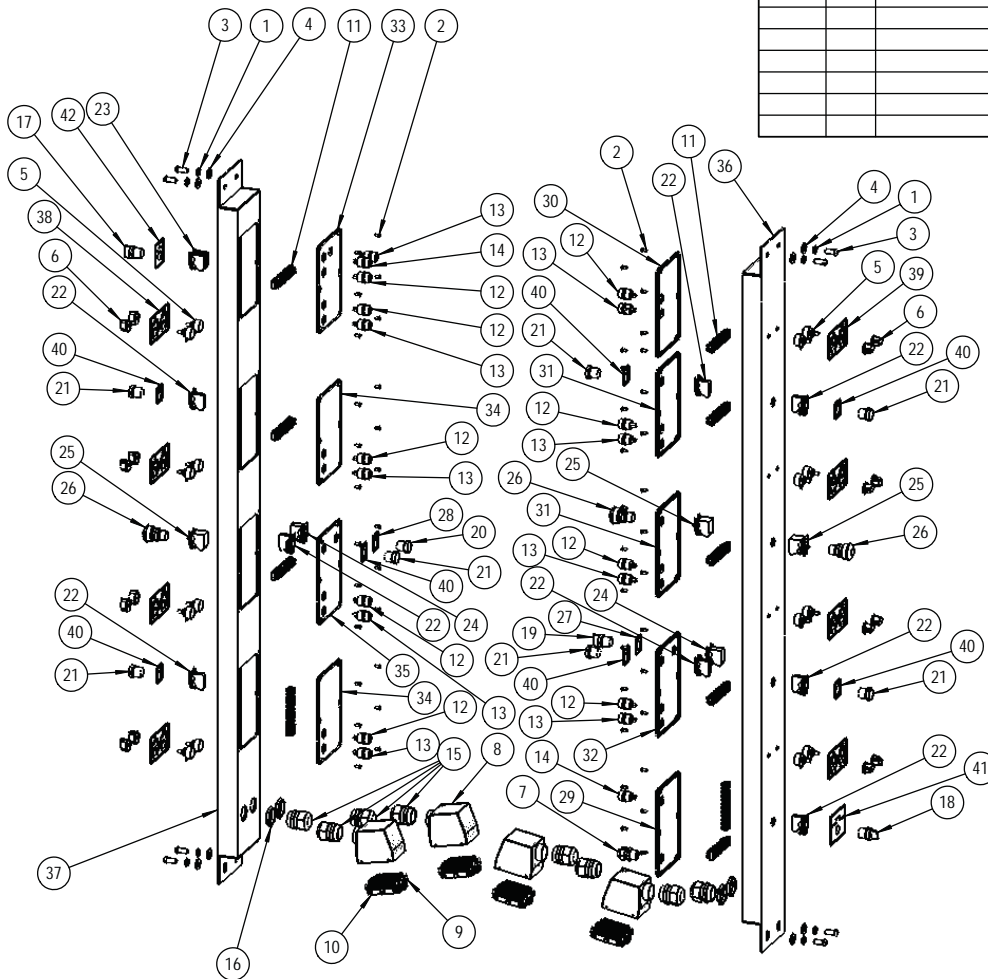
TOLERANCES (EXCEPT AS SHOWN)	
FRACTIONAL	±1/32
DECIMALS	.XX ±.01 .XXX ±.005
ANGLES	±P
DO NOT SCALE DRAWING	

WP WEB PRESS LLC
 701 EAST "D" STREET
 TACOMA, WASHINGTON 98421

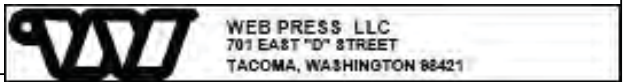
TITLE **WATER SYSTEM SGL. OSC 4 HIGH**

DRAWN:	ZB	SIZE	B	EDWG. NO.	524710000
MODELLED BY:	ZB	APPROVALS		DATE	1-25-12
			SCALE	1:8	REV. B
					REV. B

ITEM NO.	PART NUMBER	DESCRIPTION	QTY.
1	024-10-6	3/8" SPRING LOCK WASHER	8
2	036-50-9808	8-32 X 1/2" LG FLAT HEAD SOCKET CAP SCREW	54
3	037-50-616	3/8-16 X 1" LG BHCS	8
4	080-10-6	3/8" FLAT WASHER	8
5	042900	5K OHM POTENTIOMETER W/SWITCH	16
6	042905	BIG KNOB	16
7	046604	1/2" NPT CORD CONNECTOR	1
8	046615	32 PIN HEAVY CON HOOD	4
9	046619	16 PIN MALE INSERT 1-16	4
10	046620	16 PIN MALE INSERT 17-32 HV	4
11	048114	BARRIER STRIP	12
12	048504	3 PIN FEMALE RECEPTACLE	9
13	048521	4 PIN FEMALE RECEPTACLE W/12" LEAD	9
14	048525	5 PIN FEMALE RECEPTACLE W/12" LEAD	2
15	048922	PG29 STRAIN RELIEF	8
16	048923	LOCK NUT	4
17	049003	3 POS. MAINTAINED NON-ILLUMINATED BLACK	1
18	049004	2 POS. MAINTAINED NON-ILLUMINATED BLACK	1
19	049006	2 POS. MAINTAINED ILLUMINATED GREEN	1
20	049007	GREEN PUSH BUTTON ILLUMINATED	1
21	049010	WHITE PUSH BUTTON NON-ILLUMINATED	7
22	049016	MOUNTING BASE W/1 N.O. CONTACT	8
23	049018	MOUNTING BASE W/2 N.O. CONTACT	1
24	049020	MOUNTING BASE W/24 V LAMP & 1 N.O. CONTACT	2
25	049044	MOUNTING BASE W/24 V LAMP & 1 N.O., 1 N.C. CONTACT	3
26	049045	RED ILLUMINATED MUSHROOM PUSH BUTTON 40mm	3
27	11030480	IMP. LABEL	1
28	11030490	FORMS LABEL	1
29	11046830	COVER	1
30	11047011	TOP COVER P2	1
31	11047021	COVER P2	2
32	11047031	COVER 2 P2	1
33	11047041	TOP COVER P1	1
34	11047071	COVER P1	2
35	11047081	COVER 2 P1	1
36	11047161	WELDMENT, WIREWAY P2	1
37	11047171	WELDMENT, WIREWAY P1	1
38	11047270	SPEED LABEL P1	4
39	11047280	SPEED LABEL P1	4
40	11047320	INCH LABEL	7
41	11047330	CLUTCH LABEL	1
42	11030470	WEB BREAK LABEL	1



DATE	SYM	REVISION RECORD	DR	CK
7-27-07		NEW RELEASE	GV	




Web Press Corporation Proprietary Information This document contains trade secrets protected by the Uniform Trade Secrets Act (RCW 19.108).	TOLERANCES (EXCEPT AS SHOWN)		TITLE SPEED CONTROLERS, STANDARD								
	FRACTIONAL	± 1/32	DRAWN:	G VARGAS							
	DECIMALS	XX ± .01 XXX ± .005	SIZE	B							
	ANGLES	± 1°	DWG. NO.	52480000							
DO NOT SCALE DRAWING		MODELED BY:	GV	APPROVALS							
		SCALE:	1:12	DATE:	7-23-07	SHEET	1	OF	2	REV.	A



Web Press Corporation
 Proprietary Information

This document contains trade secrets
 protected by the
 Uniform Trade Secrets Act (RCW 19.108).

TOLERANCES (EXCEPT AS SHOWN)	
FRACTIONAL	± 1/32
DECIMALS	XX ± .01 XXX ± .005
ANGLES	± 1°
DO NOT SCALE DRAWING	



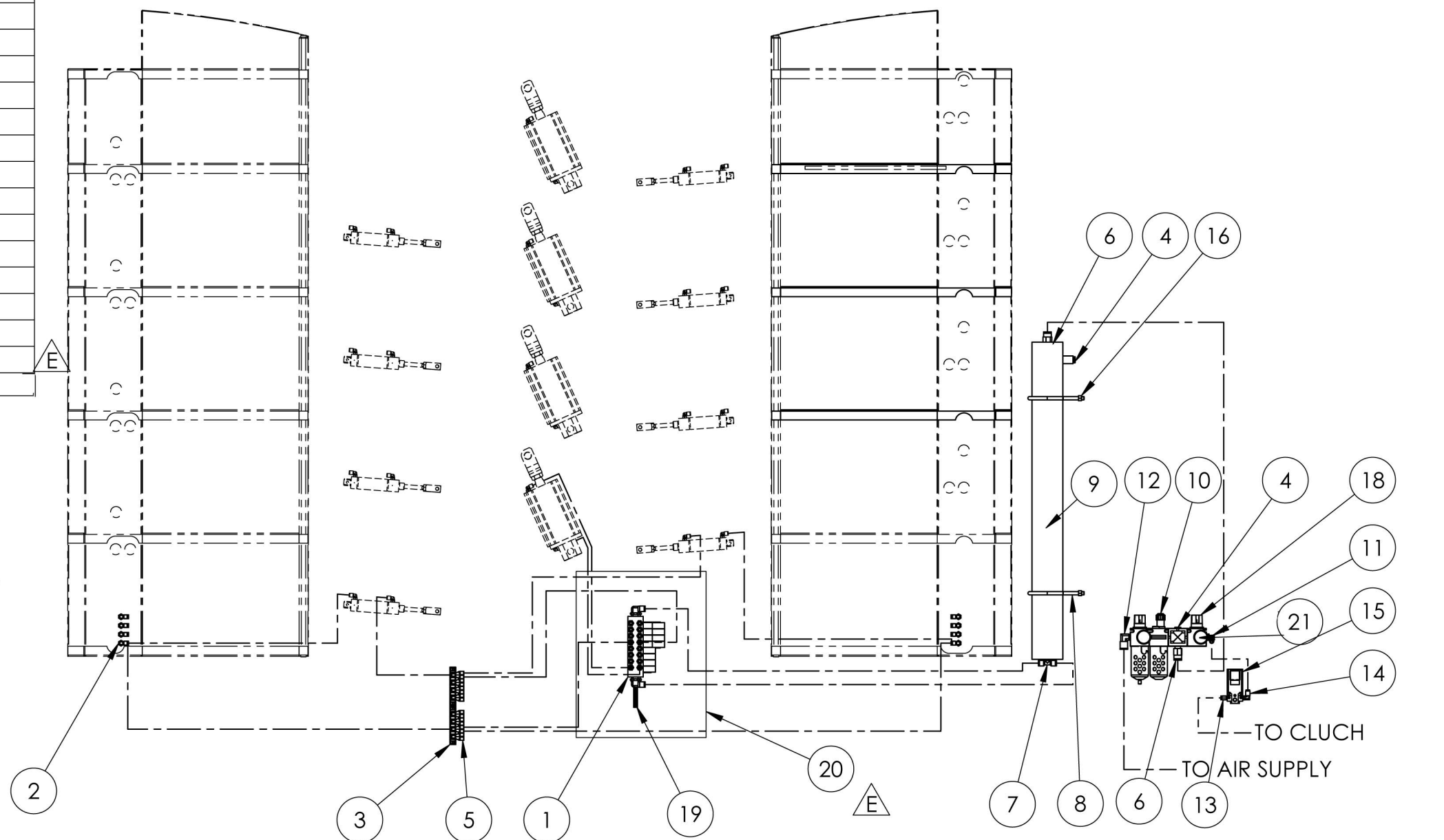
WEB PRESS, LLC
 701 EAST "D" STREET
 TACOMA, WASHINGTON 98421

TITLE SPEED CONTROLLERS, STANDARD		SIZE B	DWG. NO. 52480000
DRAWN: <i>G VARGAS</i>	APPROVALS:	SCALE: 1:10	DATE: 7-23-07
MODELED BY: <i>GV</i>		SHEET 2 OF 2	REV. A

Revised 6/27/2019 1

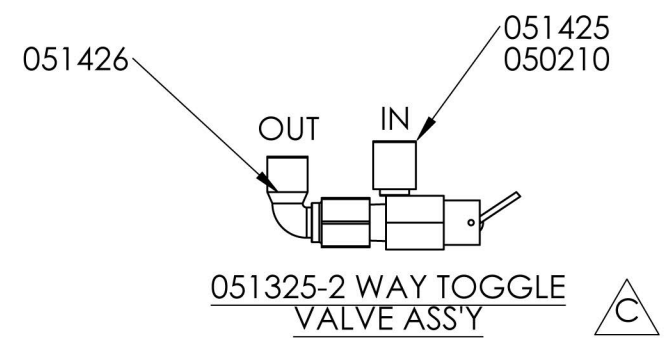
ITEM NO.	PART NUMBER	DESCRIPTION	FOR DRAWING ONLY/QTY.
1	051335	CONTROL MANIFOLD	1
2	051325	1/8 NPT 2-WAY VALVE, TOGGLE DETENTED ASS'Y	8
3	051326	1/4 Y-CONNECTOR RACK	2
4	050202	3/8" NPT PIPE PLUG, SOCKET HEAD	2
5	051293	1/4 X 1/4 X 1/4 Y-CONNECTOR	8
6	051053	3/8 NPT X 1/2T 2H CONNECTOR	2
7	051234	3/8 NPT X 3/8 TEE	1
8	1830360	CONDENSATION TUBE CLAMP	2
9	1830330	CONDENSATION TUBE	1
10	051328	FILTER/REG/GA/LUBE	1
11	051253	3/8 NPT X 1/4T SWIVEL ELBOW	1
12	051103	3/8 NPT X 1/2T SWIVEL ELBOW	1
13	051025	1/8 NPT X 1/4 TUBE FITTING	1
14	051150	1/8 NPT X 1/4T SWIVEL ELBOW	1
15	051347	MAC VALVE ASSY	1
16	039-12-6	3/8-16 NYLOC NUT	2
17	051343	-DIVERTER BLOCK	1
18	051342	REGULATOR	1
19	048237	15 PIN SUB-D CABLE	1
20	11030140	COVER	1
21	11030140	REGULATOR GAUGE	1

REVISIONS				
ZONE	REV.	DESCRIPTION	DATE	APPROVED
	A	NEW RELEASE	10-22-07	ZB
	B	CHANGE QTY OF TUBES, ECN 12-0207	3-9-12	ZB
	C	CHANGE DESCRIPTION OF ITEM #2, ECN 12-0776	8-2-12	ZB
	D	CHANGED LENGTHS OF TUBING, WAS 200' NOW 2880", WAS 10' NOW 24", AND WAS 10' NOW 24".	9/26/2013	PH
	E	ADDED ITEM 20, 11030140, COVER, QTY 1	11/13/2013	PH



REQUIRED POLYURETHANE TUBING:

051098	1/4 OD TUBING	2880"		
051017	3/8 OD TUBING	24"		
051054	1/2 OD TUBING	24"		
047236	1" ID SPLIT TUBE	10 FT		
047237	1-1/4 ID SPLIT TUBE	20 FT		



PNEUMATIC LAYOUT FOR ONE TIER ONLY
DASHED PARTS FOR REFERENCE ONLY

WEB PRESS LLC
PROPRIETARY INFORMATION
THIS DOCUMENT CONTAINS TRADE SECRETS
PROTECTED BY THE
UNIFORM TRADE SECRETS ACT (RCW 19.108).

TOLERANCES (EXCEPT AS SHOWN)	
FRACTIONAL	± 1/32
DECIMALS	.XX ± .01 .XXX ± .005
ANGLES	± 1°
DO NOT SCALE DRAWING	

WEB PRESS LLC
701 EAST "D" STREET
TACOMA, WASHINGTON 98421

TITLE		ASSEMBLY, PNEUMATIC 4-HIGH		
DRAWN: WAM	SIZE B	DWG. NO. 524910000	Revised 6/27/2019	
MODELED BY: WAM	APPROVALS	SCALE: 1:50	DATE: 10/22/07	SHEET 1 OF 1 REV. E



INDEX – ALPHABETICAL QUAD STACK™ SINGLE OSCILLATOR

PART DESCRIPTION	PART	QTY	PAGE	ASSEMBLY DWG	ASSY QTY	PART DESCRIPTION	PART	QTY	PAGE	ASSEMBLY DWG	ASSY QTY
ADAPTER, 5H45	11029610	1	62,63	520320000	1	BASE FRAME ASSEMBLY - STANDARD	520210000	1	1,56,57	524000000	1
ANCHOR, OSCILLATOR GEAR BOX	11004100	1	30,31	520108100	1	BASE, INK FOUNTAIN	11001852	2	16,17	520104001	1
ANCHOR, OSCILLATOR GEAR BOX	11003750	1	34,35	520108200	1	BASE, INK FOUNTAIN	11001852	2	18,19	520104002	1
ARM, ACTUATOR	11005902	2	40,41	520110000	1	BASE, INK FOUNTAIN	11001852	2	20,21	520104003	1
ARM, COMPENSATOR ADJUSTMENT	11028500	1	58,59	520220000	1	BASE, INK FOUNTAIN	11001852	2	14,15	520104000	1
ARM, COMPENSATOR ROLLER	11028550	2	58,59	520220000	1	BASE, MODULAR DRIVE	11029560	1	62,63	520320000	1
ASS'Y, NARROW GAP BLANKET CYL. P1	11008731	1	8,9,10	520102001	1	BEARER, BLANKET CYLINDER	11008491	2	8,9,10	11008731	1
ASS'Y, NARROW GAP BLANKET CYL. P2	11008741	1	8,9,10	520102001	1	BEARER, BLANKET CYLINDER	11008491	2	8,9,10	11008741	1
BAFFLE	11014670	8	74,75	524410000	1	BEARERS, BLANKET CYLINDER	11012400	2	6,7	11009180	2
BAFFLE ASSEMBLY - PAGE 1	11020660	1	52,53	520115000	1	BEARING, BALL LOW DRAG ER-16X (WEB GUIDE APPL. ONLY)	001054	2	58,59	520220000	1
BAFFLE ASSEMBLY - PAGE 2	11020651	1	52,53	520115000	1	BEARING, BALL #1630 DC, OSCILLATOR WORM GEAR	001106	2	36,37	520108201	1
BAFFLE, DAMPENER SPRAY ASSEMBLY	11020911	32	52,53	11020651	1	BEARING, BALL ER-24	001009	1	62,63	520320000	1
BAFFLE, DAMPENER SPRAY ASSEMBLY	11020911	32	52,53	11020660	1	BEARING, BALL ER-24	001009	4	22,23	520105000	1
BAFFLE, PIVOT PIN	11020600	1	52,53	11020911	1	BEARING, BALL #1630 DC OSCILLATOR WORM GEAR	001074	4	30,31	520108100	1
BAFFLE, PIVOT PIN	11020600	1	52,53	11020911	32	BEARING, BALL #1630 DC OSCILLATOR WORM GEAR	001074	4	34,35	520108200	1
BAR, BLANKET RETAINING	512141	2	6,7	520102000	1	BEARING, BALL #1630 DC OSCILLATOR WORM GEAR	001106	2	32,33	520108101	1
BAR, FOUNTAIN TIE	11001650	2	14,15	520104000	1	BEARING, BALL 1" ID X 2.0472 OD SEALMASTER	001016	4	24,25	520106000	1
BAR, FOUNTIAN TIE	11001650	2	16,17	520104001	1	BEARING, BALL 1" ID X 2.0472 OD SEALMASTER	001016	4	26,27	520107000	1
BAR, FOUNTIAN TIE	11001650	2	18,19	520104002	1	BEARING, BALL 1" ID X 2.0472 OD SEALMASTER	001016	8	26,27	520107000	1
BAR, FOUNTIAN TIE	11001650	2	20,21	520104003	1	BEARING, BALL 1" ID X 2.0472 OD SEALMASTER	001016	4	38,39	520109000	1
BAR, LOCK-UP	11008672	2	8,9,10	520102001	1	BEARING, BALL 1.5748" ID X 2.6772 OD C1	001023	2	60,61	520310000	1
BAR, MOUNT	11029090	1	56,57	11029741	2	BEARING, BALL 10 X 30 X 14.29 DOUBLE ROW	001101	1	36,37	520108201	1
BAR, STIFFENER	11029080	1	56,57	11029741	2	BEARING, BALL 10 X 30 X 14.29 DOUBLE ROW	001101	1	32,33	520108101	1
BARRIER STRIP	048114	12	86,87	524800000	1	BEARING, BALL 12 X 32 X 15.88 DOUBLE ROW	001104	1	36,37	520108201	1



INDEX – ALPHABETICAL QUAD STACK™ SINGLE OSCILLATOR

PART DESCRIPTION	PART	QTY	PAGE	ASSEMBLY DWG	ASSY QTY	PART DESCRIPTION	PART	QTY	PAGE	ASSEMBLY DWG	ASSY QTY
BEARING, BALL 12 X 32 X 15.88 DOUBLE ROW	001104	1	32,33	520108101	1	BEARING, ROLLER, INNER RACE, 1" ID X 1-1/4" OD SEAL	002031	2	6,7	11018550	2
BEARING, BALL 1-3/4" UD X 3.3465 OD	001006	3	4,5	520101000	1	BEARING, ROLLER, INNER RACE, 1" ID X 1-1/4" OD SEAL	002031	4	28,29	520108000	1
BEARING, BALL 6006-2RS	001072	2	48,49	520113000	1	BEARING, ROLLER, LINEAR	002071	1	36,37	520108201	1
BEARING, BALL 6006-2RS	001072	2	26,27	520107000	1	BEARING, ROLLER, LINEAR	002071	1	32,33	520108101	1
BEARING, BALL 6006-2RSNR	001073	2	48,49	520113000	1	BEARING, ROLLER, OIL SEAL, 50.0 X 80.0 X 8.0	002064	2	54,55	520116000	1
BEARING, BALL 6006-2RSNR	001073	2	26,27	520107000	1	BEARING, TAPER ROLLER #368 (TIMKEN)	003010	4	8,9,10	520102001	1
BEARING, BALL 61909-2RS	001071	4	28,29	520108000	1	BEARING, TAPER ROLLER #368 (TIMKEN)	003010	4	6,7	520102000	1
BEARING, BALL 9101PP FAFNIR	001075	2	46,47	520112200	1	BEARING, TAPER ROLLER #368 (TIMKEN)	003010	4	12,13	520103000	1
BEARING, BALL 9101PP FAFNIR	001075	2	44,45	520112100	1	BELT, TIMING	060056	2	50,51	520114000	1
BEARING, BALL 9101PP FAFNIR	001089	2	54,55	520116000	1	BELT, TIMING 3/8 P X 3/4 W X 27" LG.	060022	1	78,79,80	524510000	1
BEARING, BALL GUIDE ROLLER #RALO12NPP	001068	2	46,47	11020710	1	BELT, TIMING POLYCHAIN (NOT SHOWN)	060078	1	62,63	520320000	1
BEARING, BALL GUIDE ROLLER #RALO12NPP	001068	4	56,57	520210000	1	BELT, TIMING SLAVE	060077	1	60,61	520310000	1
BEARING, BALL GUIDE ROLLER #RALO12NPP	001068	6	58,59	520220000	1	BHCS, #-8-32 X 1/4" LG	037-50-9804	16	76,77	524500000	1
BEARING, BALL GUIDE ROLLER #RALO12NPP	001068	4	38,39	520109000	1	BHCS, #-8-32 X 1/4" LG	037-50-9804	4	82,83	52461000	1
BEARING, BALL GUIDE ROLLER #RALO12NPP	001068	2	44,45	11020710	1	BHCS, #-8-32 X 1/4" LG	037-50-9804	4	82,83	524610000	1
BEARING, BALL IDLER	001078	2	50,51	520114000	1	BHCS, 1/4-20 X 1/2 LG	037-50-408	4	78,79,80	524510000	1
BEARING, BALL MITER GEAR - INDOOR #307PP	001070	1	54,55	520116000	1	BHCS, 1/4-20 X 1/2 LG	037-50-408	8	28,29	520108000	1
BEARING, BALL RADIAL, 20 / 42 / 12 MM 1C	001041	2	46,47	520112200	1	BHCS, 1/4-20 X 3/4 LG	037-50-412	73	78,79,80	524510000	1
BEARING, BALL RADIAL, 20 / 42 / 12 MM 1C	001041	2	44,45	520112100	1	BHCS, 1/4-20 X 3/4 LG	037-50-412	73	78,79,80	524510000	1
BEARING, ROLLER, 2.375 I.D. X 3.066 O.D. X .438 SEAL	002045	2	12,13	520103000	1	BHCS, 3/8-16 UNC X .75" LG	037-50-612	2	56,57	520210000	1
BEARING, ROLLER, 2.625 ID X 3.548 OD X .438" SEAL	002046	2	8,9,10	520102001	1	BHCS, 3/8-16 UNC X .75" LG	037-50-612	24	76,77	524500000	1
BEARING, ROLLER, 2.625 ID X 3.548 OD X .438" SEAL	002046	2	6,7	520102000	1	BHCS, 3/8-16 X 1.25 LG	037-50-620	8	82,83	52461000	1
BEARING, ROLLER, INNER RACE, 1" ID X 1-1/4" OD SEAL	002031	1	6,7	11012100	2	BHCS, 3/8-16 X 1.25 LG	037-50-620	8	82,83	524610000	1
BEARING, ROLLER, INNER RACE, 1" ID X 1-1/4" OD SEAL	002031	1	6,7	11012150	2	BHCS, 5/16-18 X 1" LG	037-50-516	8	86,87	524800000	1



INDEX – ALPHABETICAL QUAD STACK™ SINGLE OSCILLATOR

PART DESCRIPTION	PART	QTY	PAGE	ASSEMBLY DWG	ASSY QTY	PART DESCRIPTION	PART	QTY	PAGE	ASSEMBLY DWG	ASSY QTY
BLADE, INK FOUNTAIN	11001800	2	16,17	520104001	1	BLOCK, LINAGE TURNBUCKLE - LEFT HAND	11018940	1	6,7	11012150	2
BLADE, INK FOUNTAIN	11001800	2	14,15	520104000	1	BLOCK, LINE SHAFT	11006900	1	4,5	520101000	1
BLANK, 42T, 8MM PULLEY	11029620	1	62,63	520320000	1	BLOCK, LINKAGE TURNBUCKLE - RIGHT HAND	11018930	1	6,7	11012100	2
BLANK, CIRCUMFERENTIAL YOKE	11008950	1	12,13	11009000	1	BLOCK, LINKAGE TURNBUCKLE L.H.	11018940	1	8,9,10	11012150	2
BLANK, PLATE CYLINDER. GEAR HUB	11009551	1	12,13	11009601	1	BLOCK, LINKAGE TURNBUCKLE R.H.	11018930	1	8,9,10	11012100	2
BLANKET CYL. ECCENTRIC	11011250	1	8,9,10	520102001	1	BLOCK, LOWER COVER	11006801	4	56,57	520210000	1
BLANKET CYL. ECCENTRIC	11011600	1	8,9,10	520102001	1	BLOCK, OIL METERING	11016550	1	4,5	520101000	1
BLANKET CYLINDER ASSEMBLY	520102000	1	2,3	520100000	4	BLOWER	090418	1	74,75	11014720	1
BLANKET CYLINDER ECC.	11011050	4	8,9,10	520102001	1	BLOWER, AIR PIPING SYSTEM	11014720	1	74,75	524410000	1
BLANKET, 8850-3C DAYCO , 22-3/4	090007	2	6,7	520102000	1	BOLT, EYE	035063	2	8,9,10	520102001	1
BLANKET, NARROW GAP LOCK-UP	090385	2	8,9,10	520102001	1	BOLT, EYE	035063	2	6,7	520102000	1
BLOCK, BUSHING	11009900	2	12,13	520103000	1	BOLT, LEVELING	511260	4	56,57	520210000	1
BLOCK, DAMPENER GEAR SIDE, PAGE 2 & OPERATOR SIDE - PAGE 1	11019910	2	26,27	520107000	1	BOLT, SWING	11018360	1	8,9,10	520102001	1
BLOCK, DAMPENER, OPERATOR SIDE, PAGE 2 & GEAR SIDE - PAGE 1	11019920	2	26,27	520107000	1	BOLT, SWING	11018360	1	6,7	520102000	1
BLOCK, DROP FOUNTAIN	11001500	4	16,17	520104001	1	BOLT, SWING 5/8-11 X 4-3/4"	035065	1	8,9,10	11018360	1
BLOCK, DROP FOUNTAIN	11001500	4	18,19	520104002	1	BOLT, SWING 5/8-11 X 4-3/4"	035065	1	6,7	11018360	1
BLOCK, DROP FOUNTAIN	11001500	4	20,21	520104003	1	BOLT, SWING 3/8-16 X 3	035036	8	26,27	520107000	1
BLOCK, DROP FOUNTAIN	11001500	4	14,15	520104000	1	BOLT, WATER PAN	11002290	2	46,47	520112200	1
BLOCK, HINGE	11047760	1	56,57	11047770	2	BOLT, WATER PAN	11002290	2	44,45	520112100	1
BLOCK, HINGE	11047760	1	58,59	11047770	2	BOTTOM, OSCILLATOR GEAR BOX	11003500	1	30,31	520108100	1
BLOCK, HINGE ASSEMBLY	11047770	2	56,57	520210000	1	BOTTOM, OSCILLATOR GEAR BOX	11003500	1	34,35	520108200	1
BLOCK, HINGE ASSEMBLY	11047770	2	58,59	520220000	1	BRACE - FLAME-CUT	11022451	1	56,57	11022451	2
BLOCK, IMPRESSION SHAFT	11018900	1	6,7	520102000	1	BRACE, STEP - O.S.	11022501	2	56,57	520210000	1
BLOCK, IMPRESSION SHAFT	11018920	1	8,9,10	520102001	1						



INDEX – ALPHABETICAL QUAD STACK™ SINGLE OSCILLATOR

PART DESCRIPTION	PART	QTY	PAGE	ASSEMBLY DWG	ASSY QTY	PART DESCRIPTION	PART	QTY	PAGE	ASSEMBLY DWG	ASSY QTY
BRACKET, "U"	11020920	1	52,53	11020920	1	BRUSH, 7/8" ID	090406	1	46,47	520112200	1
BRACKET, "U"	11020920	1	52,53	11020911	32	BRUSH, 7/8" ID	090406	1	44,45	520112100	1
BRACKET, CYLINDER MOUNT	11009171	1	8,9,10	520102001	1	BUSHING, BRONZE	010016	1	8,9,10	11018260	2
BRACKET, CYLINDER MOUNT	11009171	1	6,7	520102000	1	BUSHING, BRONZE	010016	1	6,7	11018260	3
BRACKET, IDLER	11029530	1	62,63	520320000	1	BUSHING, BRONZE - OSCILLATOR ROLL	11002551	2	28,29	520108000	1
BRACKET, IDLER L.H.	11022030	1	16,17	520104001	1	BUSHING, DRILL 1/4" Ø	090024	2	82,83	11047600	1
BRACKET, IDLER L.H.	11022030	1	18,19	520104002	1	BUSHING, DRILL 1/4" Ø	090024	2	82,83	11047600	1
BRACKET, IDLER L.H.	11022030	1	20,21	520104003	1	BUSHING, DRILL 1/4" Ø	090024	2	82,83	11047600	1
BRACKET, IDLER L.H.	11022030	1	14,15	520104000	1	BUSHING, DRILL 1/4" Ø	090024	2	82,83	11047600	1
BRACKET, IDLER MOUNT	11029520	1	62,63	520320000	1	BUSHING, IMPRESSION SHAFT	11018260	2	8,9,10	520102001	1
BRACKET, IDLER R.H.	11022140	1	16,17	520104001	1	BUSHING, IMPRESSION SHAFT	11018260	3	6,7	520102000	1
BRACKET, IDLER R.H.	11022140	1	18,19	520104002	1	BUSHING, OILITE	011091	4	12,13	520103000	1
BRACKET, IDLER R.H.	11022140	1	20,21	520104003	1	BUSHING, OILITE	011092	4	40,41	520110000	1
BRACKET, IDLER, RIGHT HAND	11022140	1	14,15	520104000	1	BUSHING, OILITE 1.000 ID X 1.125 OD X 1.00 LG	011033	2	58,59	520220000	1
BRACKET, MOUNTING	11030530	2	82,83	52461000	1	BUSHING, TAPER	062046	1	62,63	520320000	1
BRACKET, MOUNTING	11030530	2	82,83	524610000	1	BUSHING, TAPER SD 1-3/4	062050	2	60,61	520310000	2
BRACKET, MOUNTING	11030540	2	82,83	52461000	1	BUSHING, TAPER SD 1-3/4	062050	1	60,61	062050	2
BRACKET, MOUNTING	11030540	2	82,83	524610000	1	CABLE, 3-PIN MALE THREAD	048507	2	22,23	520105000	1
BRACKET, PIVOT MOUNT	11022011	2	4,5	520101000	1	CAM, FORM ROLLER	11005850	4	40,41	520110000	1
BRACKET, TOP ROLLER	11029410	2	58,59	520220000	1	CAP	11008621	4	8,9,10	520102001	1
BRACKET, WEB BREAK SEE P/L 11012901A	11012950	2	58,59	520220000	1	CAP, BEARING RETAINER	11009951	2	12,13	520103000	1
BRUSH DRIVE ASSEMBLY	520114000	1	2,3,50,51	520100000	4	CAP, BAR LOCK-UP	11008790	4	8,9,10	520102001	1
BRUSH MODULE ASSEMBLY - PAGE 1	520112100	1	2,3, 44,45	520100000	4	CAP, END	11047141	2	86,87	11047161	1
BRUSH MODULE ASSEMBLY - PAGE 2	520112200	1	2,3, 46,47	520100000	4	CAP, END	11047141	2	86,87	11047171	1



INDEX – ALPHABETICAL QUAD STACK™ SINGLE OSCILLATOR

PART DESCRIPTION	PART	QTY	PAGE	ASSEMBLY DWG	ASSY QTY	PART DESCRIPTION	PART	QTY	PAGE	ASSEMBLY DWG	ASSY QTY
CAP, GUARD	11013130	3	72,73	524300000	1	CHEEK, INK FOUNTAIN	11001900	4	18,19	520104002	1
CAP, OSCILLATOR GEAR BOX	11003450	1	30,31	520108100	1	CHEEK, INK FOUNTAIN	11001900	4	20,21	520104003	1
CAP, OSCILLATOR GEAR BOX	11003450	1	34,35	520108200	1	CHEEK, INK FOUNTAIN	11001900	4	14,15	520104000	1
CAP, PLATE CYLINDER	11009460	2	68,69	520360000	2	CLAMP BAR, BOTTOM OF INK FOUNTAIN BLADE	11001750	2	16,17	520104001	1
CAP, PLATE CYLINDER P2	11010201	1	12,13	520103000	1	CLAMP BAR, TOP OF INK FOUNTAIN BLADE	11001700	2	16,17	520104001	1
CAP, PLATE CYLINDER, P1	11010210	1	12,13	520103000	1	CLAMP BAR, TOP OF INK FOUNTAIN BLADE	11001700	2	18,19	520104002	1
CAP, SIDE MOVEMENT	11010300	2	12,13	520103000	1	CLAMP BAR, TOP OF INK FOUNTAIN BLADE	11001700	2	20,21	520104003	1
CAP, TOP, LEFT HAND DOOR	11047580	1	82,83	11012751	1	CLAMP, BAR, BOTTOM -INK FOUNTAIN BLADE	11001750	2	14,15	520104000	1
CAP, TOP, LEFT HAND DOOR	11047580	1	82,83	11012751	1	CLAMP, BAR, TOP- INK FOUNTAIN BLADE	11001700	2	14,15	520104000	1
CAP, TOP, RIGHT HAND DOOR	11047590	1	82,83	11012801	1	CLAMP, BEARING PRELOAD	11011750	2	8,9,10	520102001	1
CAP, TOP, RIGHT HAND DOOR	11047590	1	82,83	11012801	1	CLAMP, BEARING PRE-LOAD	11011750	2	6,7	520102000	1
CASTING - CAP	076510	1	12,13	11010300	1	CLAMP, BLANKET CYLINDER	11010900	2	64,65	520340000	2
CASTING - DRAIN	076480	1	84,85	11021310	1	CLAMP, HOSE 3/4"	050011	22	84,85	524710000	1
CASTING - DRAIN	076480	1	84,85	11021320	1	CLAMP, OIL SEAL	11011551	2	8,9,10	520102001	1
CASTING - DRIVE MOUNT	076260	1	62,63	11029560	1	CLAMP, OIL SEAL	11011551	2	6,7	520102000	1
CASTING - LOWER HANGER	076500	1	38,39	11006250	1	CLAMP, OSCILLATOR GEAR BOX	11003350	2	30,31	520108100	1
CASTING - MACHINED DRAIN	11021310	1	84,85	11021852	6	CLAMP, OSCILLATOR GEAR BOX	11003350	2	34,35	520108200	1
CASTING - TOP HANGER	076490	1	38,39	11006150	4	CLAMP, OSCILLATOR GEAR BOX	11003350	1	32,33	520108101	1
CASTING - UPPER FILL DRAIN	11021320	1	84,85	11021290	2	CLAMP, OSCILLATOR GEARBOX	11003350	1	36,37	520108201	1
CASTING, MACHINED, LOWER HANGER	11006250	4	38,39	520109000	1	CLAMP, OUTER ECCENTRIC	11011450	7	8,9,10	520102001	1
CASTING, MACHINED, TOP FORM ROLLER	11006150	4	38,39	520109000	1	CLAMP, OUTER ECCENTRIC	11011450	7	6,7	520102000	1
CATCH, GRAB (DOOR)	090766	2	82,83	52461000	1	CLAMP, WEB BREAK DETECTOR	11030570	2	58,59	520220000	1
CATCH, GRAB (DOOR)	090766	2	82,83	524610000	1	CLAMP, WIDE BLANKET CYLINDER	11010910	2	66,67	520350000	2
CHEEK, INK FOUNTAIN	11001900	4	16,17	520104001	1	CLEVIS, PISTON ROD ASSEMBLY	051324	1	40,41	11006520	2



INDEX – ALPHABETICAL QUAD STACK™ SINGLE OSCILLATOR

PART DESCRIPTION	PART	QTY	PAGE	ASSEMBLY DWG	ASSY QTY	PART DESCRIPTION	PART	QTY	PAGE	ASSEMBLY DWG	ASSY QTY
CLIP, LARGE BLACK	11012410	1	8,9,10	520102001	1	COVER, DAMPENER PAGE 1	11019500	1	52,53	11020651	1
CLIP, LARGE BLACK	11012410	1	6,7	520102000	1	COVER, FRONT	11047690	1	58,59	11047650	1
CLIP, SIDE FRAME	11011700	2	12,13	520103000	1	COVER, INK FOUNTAIN	11000150	8	76,77	524500000	1
CLIP, TRANSFER BEARING	11004300	2	28,29	520108000	1	COVER, INK ROLLER	11006750	6	76,77	524500000	1
CLUTCH, AIR 5H 45 1-1/2" BORE	068051	1	62,63	520320000	1	COVER, LOWER INK TRAIN	11007500	2	76,77	524500000	1
COLLAR, CLAMP DRIVE SHAFT	11007600	1	4,5	520101000	1	COVER, OSCILLATOR GEAR	11004200	1	30,31	520108100	1
COMPENSATOR POINTER - WELDMENT	11027960	1	58,59	520220000	1	COVER, OSCILLATOR GEAR	11004200	1	34,35	520108200	1
COMPRESSION SPRING	021058	4	38,39	520109000	1	COVER, OSCILLATOR GEAR	11004200	1	32,33	520108101	1
COMPRESSION SPRING	021060	16	74,75	524410000	1	COVER, OSCILLATOR GEARBOX	11004200	1	36,37	520108201	1
CONDENSATION TUBE	1830330	1	88	524910000	1	COVER, PHENOLIC - CLEAR	11012010	2	78,79,80	524510000	1
CONDENSATION TUBE CLAMP	1830360	2	88	524910000	1	COVER, PHENOLIC - CLEAR	11012040	2	78,79,80	524510000	1
CONDUIT	11047790	1	82,83	11012801	1	COVER, PHENOLIC - CLEAR	11013410	2	78,79,80	524510000	1
CONDUIT	11047790	1	82,83	11012801	1	COVER, PUMP DRIVE	11021122	1	78,79,80	524510000	1
CONNECTION, TUBE - 6.50" OAL	11014580	1	74,75	11030100	3	COVER, TOP - LID	11047660	1	58,59	11047650	1
CONNECTION, TUBE - 7.75" OAL	11014570	1	74,75	11030090	1	COVER, TOP - PAGE 1	11047041	1	86,87	524800000	1
CONNECTION, TUBE - 8.625" OAL	11014560	1	74,75	11030080	1	COVER, TOP - PAGE 2	11047011	1	86,87	524800000	1
CONNECTOR, CORD 1/2" NPT	046604	1	86,87	524800000	1	COVER,PAGE 1	11047071	2	86,87	524800000	1
COUPLING, MOTORIZED COMPENSATOR	11028321	1	58,59	11028520	1	CUP, PAN TUBE	11000290	8	84,85	524710000	1
COVER	11046830	1	86,87	524800000	1	CYLINDER 1-1/4" X 2" (122-DP)	11006520	2	40,41	520110000	1
COVER, 2 - PAGE 1	11047081	1	86,87	524800000	1	CYLINDER, AIR	051349	1	8,9,10	11016150	1
COVER, 2 - PAGE 2	11047031	1	86,87	524800000	1	CYLINDER, AIR	051349	1	6,7	11016150	1
COVER, PAGE 2	11047021	2	86,87	524800000	1	CYLINDER, AIR -IMPRESSION ASSEMBLY	11016150	1	8,9,10	520102001	1
COVER, ACRYLIC	11013741	1	78,79,80	524510000	1	CYLINDER, AIR -IMPRESSION ASSEMBLY	11016150	1	6,7	520102000	1
COVER, DAMPENER - PAGE 2	11020960	1	52,53	11020660	1	CYLINDER, BLANKET AND BEARER ASSEMBLY	11009180	2	6,7	520102000	1



INDEX – ALPHABETICAL QUAD STACK™ SINGLE OSCILLATOR

PART DESCRIPTION	PART	QTY	PAGE	ASSEMBLY DWG	ASSY QTY	PART DESCRIPTION	PART	QTY	PAGE	ASSEMBLY DWG	ASSY QTY
CYLINDER, BLANKET ECCENTRIC	11011050	4	6,7	520102000	1	DRIVE ASSEMBLY PLATE CYLINDER - DECK 1	520360000	2	1,68,69	524000000	1
CYLINDER, BLANKET ECCENTRIC	11011250	1	6,7	520102000	1	DRIVE ASSEMBLY PLATE CYLINDER - DECK 2	520370000	2	1,70,71	524000000	1
CYLINDER, BLANKET ECCENTRIC	11011300	1	8,9,10	520102001	1	DRIVE GUARD ASSEMBLY	524300000	1	1,72,73	524000000	1
CYLINDER, BLANKET ECCENTRIC	11011300	1	6,7	520102000	1	DRIVE, PINION RH	11008001	1	54,55	520116000	1
CYLINDER, BLANKET HUB	11010850	2	6,7	520102000	1	ECCENTRIC	11030680	1	36,37	11030660	1
CYLINDER, BLANKET WITHOUT BEARERS	11009140	1	6,7	11009180	2	ECCENTRIC LINKAGE BLOCK L.H.	11012150	2	8,9,10	520102001	1
CYLINDER, L.H. PLATE	11008210	1	12,13	520103000	1	ECCENTRIC LINKAGE BLOCK L.H.	11012150	2	6,7	520102000	1
CYLINDER, R.H. PLATE	11008220	1	12,13	520103000	1	ECCENTRIC LINKAGE BLOCK R.H.	11012100	2	8,9,10	520102001	1
DEFLECTOR	11020552	1	52,53	11020911	1	ECCENTRIC LINKAGE BLOCK R.H.	11012100	2	6,7	520102000	1
DEFLECTOR	11020552	1	52,53	11020911	32	ECCENTRIC, BLANKET CYLINDER	11011600	1	6,7	520102000	1
DOOR SKIN, LEFT	11047501	1	82,83	11012751	1	ECCENTRIC, BLANKET CYLINDER	11011650	1	8,9,10	520102001	1
DOOR SKIN, LEFT	11047501	1	82,83	11012751	1	ECCENTRIC, BLANKET CYLINDER	11011650	1	6,7	520102000	1
DOOR SKIN, RIGHT	11047511	1	82,83	11012801	1	ECCENTRIC, PAN ROLLER	11019250	2	46,47	520112200	1
DOOR SKIN, RIGHT	11047511	1	82,83	11012801	1	ECCENTRIC, PAN ROLLER	11019250	2	44,45	520112100	1
DRAIN / FILL ASSEMBLY	11021290	2	84,85	524710000	1	ECCENTRIC, SKEW ACTUATOR	11010250	2	12,13	520103000	1
DRAIN ASSEMBLY	11021852	6	84,85	524710000	1	ECCENTRIC, TIMING BELT	11007301	1	60,61	520310000	3
DRAIN, OUTLET	11022272	1	84,85	11021852	6	ELECTRICAL CTRLS, 2 POS MAIN - NON-ILLUMINATED BLACK	049004	1	86,87	524800000	1
DRAIN, OUTLET	11022272	1	84,85	11021290	2	ELECTRICAL CONTROLS, 2 POSITION MAINTAINED ILLUMINATED GREEN	049006	1	86,87	524800000	1
DRAIN, STANDPIPE	11022262	1	84,85	11021852	6	ELECTRICAL CONTROLS, GREEN PUSH BUTTOM ILLUMINATED	049007	1	86,87	524800000	1
DRAIN, STANDPIPE	11022262	1	84,85	11021290	2	ELECTRICAL CONTROLS, MOUNTING BASE WITH 1 N.C. CONTACT	049017	3	86,87	524800000	1
DRIVE ASSEMBLY - BASE TO DECK	520320000	1	1,62,63	524000000	1	ELECTRICAL CONTROLS, MOUNTING BASE WITH 1 N.O. CONTACT	049016	8	86,87	524800000	1
DRIVE ASSEMBLY - BLANKET CYLINDER - DECK 1	520340000	2	1,64,65	524000000	1	ELECTRICAL CONTROLS, MOUNTING BASE WITH 24V LAMP & NO. CONTACT	049020	2	86,87	524800000	1
DRIVE ASSEMBLY - BLANKET CYLINDER - DECK 2	520350000	2	1,67,68	524000000	1	ELECTRICAL CONTROLS, RED MUSHROOM PUSH BUTTON 40MM	049024	3	86,87	524800000	1
DRIVE ASSEMBLY - DECK TO DECK	520310000	3	1,60,61	524000000	1						



INDEX – ALPHABETICAL QUAD STACK™ SINGLE OSCILLATOR

PART DESCRIPTION	PART	QTY	PAGE	ASSEMBLY DWG	ASSY QTY	PART DESCRIPTION	PART	QTY	PAGE	ASSEMBLY DWG	ASSY QTY
ELECTRICAL CONTROLS, WHITE PUSH BUTTON NON-ILLUMINATED	049010	7	86,87	524800000	1	FHCS, 5/16-18 UNC X 1/2" LG	036-50-508	12	14,15	520104000	1
ENCLOSURE, BUD CAST 8-3/4" X 5-3/4"	047507	1	86,87	11046830	1	FHCS, 8-32 X 1/2" LG	036-50-9808	54	86,87	524800000	1
ENCLOSURE, BUD CAST 8-3/4" X 5-3/4"	047507	1	86,87	11047011	1	FILTER	090421	1	74,75	11014690	1
ENCLOSURE, BUD CAST 8-3/4" X 5-3/4"	047507	1	86,87	11047021	2	FILTER ASSEMBLY	11014690	1	74,75	524410000	1
ENCLOSURE, BUD CAST 8-3/4" X 5-3/4"	047507	1	86,87	11047031	1	FILTER, BASE	11014630	1	74,75	11014620	1
ENCLOSURE, BUD CAST 8-3/4" X 5-3/4"	047507	1	86,87	11047041	1	FILTER, COLLAR	11014640	1	74,75	11014620	1
ENCLOSURE, BUD CAST 8-3/4" X 5-3/4"	047507	1	86,87	11047071	2	FILTER, WELDMENT	11014620	1	74,75	11014690	1
ENCLOSURE, BUD CAST 8-3/4" X 5-3/4"	047507	1	86,87	11047081	1	FILTER-REGULATOR-GAUGE FOR LUBRICATING CLUTCH ASSEMBLY	051328	1	88	524910000	1
END, LONG	11002650	1	28,29	11002400	2	FITTING, "Y" CONNECTOR 1/4 X 1/4 X 1/4	051293	8	88	524910000	1
END, LONG INK FOUNTAIN ROLL	11001100	1	22,23	11000950	2	FITTING, 1/4" FLOW CONTROL FF	053121	4	78,79,80	524510000	1
END, SHORT	11002600	1	28,29	11002400	2	FITTING, BRASS	050159	1	84,85	11021290	2
END, SHORT INK FOUNTAIN ROLL	11001000	1	22,23	11000950	2	FITTING, BRASS	050189	1	84,85	11021852	6
FHCS, 1/2-13 UNC X 2" LG	036-50-832	4	16,17	520104001	1	FITTING, BRASS	050189	1	84,85	11021290	2
FHCS, 1/2-13 UNC X 2" LG	036-50-832	4	18,19	520104002	1	FITTING, BUSHING REDUCER 1/8 FNPT X 1/4 MNPT BRASS	052056	1	78,79,80	524510000	1
FHCS, 1/2-13 UNC X 2" LG	036-50-832	4	20,21	520104003	1	FITTING, BUSHING REDUCER 3/8" MNPT X 1/4" FNPT	052060	2	78,79,80	524510000	1
FHCS, 1/2-13 UNC X 2" LG	036-50-832	4	14,15	520104000	1	FITTING, CONNECTOR, 3/8 NPT X 1/2T 2H	051053	2	88	524910000	1
FHCS, 1/4-20 UNC X 1/2" LG	036-50-408	4	46,47	520112200	1	FITTING, COUPLING, 1/4" NPT X 1/4"	050172	4	78,79,80	11016402	1
FHCS, 1/4-20 UNC X 1/2" LG	036-50-408	4	44,45	520112100	1	FITTING, CROSS 1/4" NPT	053116	4	78,79,80	524510000	1
FHCS, 1/4-20 UNC X 3/4" LG	036-50-412	2	58,59	520220000	1	FITTING, ELBOW	050179	1	78,79,80	524510000	1
FHCS, 10-24 UNF X 1/2" LG	036-60-9008	2	72,73	524300000	1	FITTING, ELBOW	050180	1	78,79,80	524510000	1
FHCS, 3/8-16 UNC X 3/4" LG.	036-50-612	8	78,79,80	524510000	1	FITTING, ELBOW, 2" DIAMETER 90 DEGREE	051256	1	74,75	11030080	1
FHCS, 5/16-18 UNC X 1/2" LG	036-50-508	12	16,17	520104001	1	FITTING, ELBOW, 2" DIAMETER 90 DEGREE	051256	1	74,75	11030090	1
FHCS, 5/16-18 UNC X 1/2" LG	036-50-508	12	18,19	520104002	1	FITTING, ELBOW, MALE	050164	5	78,79,80	524510000	1
FHCS, 5/16-18 UNC X 1/2" LG	036-50-508	12	20,21	520104003	1	FITTING, ELBOW, MALE STUD 3109, BSPT & NPT THREAD DIA. 1/4" UBC C BOT 1/8"	051318	2	40,41	11006520	2



INDEX – ALPHABETICAL QUAD STACK™ SINGLE OSCILLATOR

PART DESCRIPTION	PART	QTY	PAGE	ASSEMBLY DWG	ASSY QTY	PART DESCRIPTION	PART	QTY	PAGE	ASSEMBLY DWG	ASSY QTY
FITTING, ELBOW, MALE STUD, 1/4" BSPT AND 1/4" NPT	051365	2	8,9,10	051321	1	FITTING, UNION, 2" DIA	052058	1	74,75	524410000	1
FITTING, ELBOW, MALE STUD, 1/4" BSPT AND 1/4" NPT	051365	2	6,7	11016150	1	FITTING, WATER HOSE 1/4" NPT X 3/8"	050161	10	78,79,80	524510000	1
FITTING, FEMALE ELBOW 1/4" OD X 1/8" NPT	051100	1	62,63	520320000	1	FLAME CUT	11023950	1	56,57	11023850	1
FITTING, HEX NIPPLE 1/4" NPT S.S.	051063	4	78,79,80	524510000	1	FLAME CUT, SIDE PLATE	072940	1	4,5	11030310	1
FITTING, HOSE	050163	5	78,79,80	524510000	1	FLAME CUT, SIDE PLATE	076629	1	4,5	11030820	1
FITTING, HOSE 3/8 NPT X 3/8 BARBED	050162	1	78,79,80	524510000	1	FLAME-CUT	11023960	1	56,57	11023970	1
FITTING, LUBE 1/4-28 STRAIGHT	053001	7	4,5	520101000	1	FLANGE, 1-1/2"	11014611	8	74,75	524410000	1
FITTING, LUBE 1/4-28, 45 DEGREE	053003	9	4,5	520101000	1	FLANGE, 2-1/8"	11014541	6	74,75	524410000	1
FITTING, LUBE 1/8" NPT, 45 DEGREE	053004	4	4,5	520101000	1	FLANGE, 4"	11014531	2	74,75	524410000	1
FITTING, MALE CONNECTOR 1/4" NPT	053117	8	78,79,80	524510000	1	FLANGE, 42T PULLEY	11029680	1	62,63	520320000	1
FITTING, MALE ELBOW	053104	4	78,79,80	524510000	1	FORM ROLLER ASSEMBLY	520109000	1	2,3, 38,39	520100000	4
FITTING, MALE TO FEMALE ELBOW 1/4" NPT	053118	4	78,79,80	524510000	1	FOUNTAIN END	11002000	4	16,17	520104001	1
FITTING, NEEDLE VALVE FLOW CONTROL 1/4 FNPT	053100	1	78,79,80	524510000	1	FOUNTAIN END	11002000	4	14,15	520104000	1
FITTING, NIPPLE, 1/8"NPT X 3/4" LG	052047	1	62,63	520320000	1	FOUNTAIN END, SEGMENTED BLADE	11002010	4	18,19	520104002	1
FITTING, NIPPLE, CLOSE 1/4" NPT BRASS	052054	3	78,79,80	524510000	1	FOUNTAIN END, SEGMENTED BLADE	11002010	4	20,21	520104003	1
FITTING, NIPPLE, CLOSE 1/4" NPT BRASS	052055	2	78,79,80	524510000	1	FRAME ASSEMBLY - SINGLE OSCILLATOR	520101000	1	2,3	520100000	4
FITTING, SWIVEL ELBOW 1/8 NPT X 1/4T	051150	1	88	524910000	1	FRAME TOP ASSEMBLY	520220000	1	1,58,59	524000000	1
FITTING, SWIVEL ELBOW 3/8 NPT X 1/4T	051253	1	88	524910000	1	FRAME, BASE - FLAME-CUT	11022410	1	56,57	11022420	1
FITTING, SWIVEL ELBOW, 3/8 NPT X 1/2T	051103	1	88	524910000	1	FRAME, BASE - FLAME-CUT	11022410	1	56,57	11022430	1
FITTING, TEE 2"	051255	1	74,75	524410000	1	FRAME, SIDE - OPERATOR SIDE, 22-3.4"	11012652	1	4,5	520101000	1
FITTING, TEE 2"	051255	1	74,75	11030100	3	FRAME, SIDE BASE G.S.	11022420	1	56,57	520210000	1
FITTING, TEE 2"	051255	1	74,75	11030110	2	FRAME, SIDE BASE O.S.	11022430	1	56,57	520210000	1
FITTING, TEE 3/8 NPT X 3/8	051234	1	88	524910000	1	GASKET, GEAR BOX COVER	11004220	1	30,31	52018100	1
FITTING, TUBE 1/8 NPT X 1/4	051025	1	88	524910000	1	GASKET, GEAR BOX COVER	11004220	1	32,33	520108101	1



INDEX – ALPHABETICAL QUAD STACK™ SINGLE OSCILLATOR

PART DESCRIPTION	PART	QTY	PAGE	ASSEMBLY DWG	ASSY QTY	PART DESCRIPTION	PART	QTY	PAGE	ASSEMBLY DWG	ASSY QTY
GASKET, GEAR BOX COVER	11004220	1	34,35	520108200	1	GEAR, SMALL COPPER ROLLER-LEFT HAND	11005200	1	26,27	520107000	1
GASKET, GEAR BOX COVER	11004220	1	36,37	520108201	1	GEAR, WORM	11030670	1	36,37	11030660	1
GASKET, OIL TROUGH ,GS, INSIDE	11013560	2	78,79,80	524510000	1	GEAR, WORM - BOSTON DB1610	067080	1	36,37	11030670	1
GEAR, BLANKET CYLINDER LH	11011001	1	64,65	520340000	2	GEAR, WORM - BOSTON DB1610	067080	1	30,31	11003852	1
GEAR, BLANKET CYLINDER LH	11011001	1	66,67	520350000	2	GEAR, WORM - BOSTON DB1610	067080	1	34,35	11003852	1
GEAR, BLANKET CYLINDER RH	11010951	1	64,65	520340000	2	GEAR, WORM - BOSTON H1618	067079	1	36,37	520108201	1
GEAR, BLANKET CYLINDER RH	11010951	1	66,67	520350000	2	GEAR, WORM - BOSTON H1618	067079	1	30,31	520108100	1
GEAR, BOSTON #HLSK118Y-R	067051	1	4,5	11006850	1	GEAR, WORM - BOSTON H1618	067079	1	34,35	520108200	1
GEAR, BOSTON #HLSK118Y-R	067052	1	54,55	11007851	1	GEAR, WORM - BOSTON H1618	067079	1	32,33	520108101	1
GEAR, COPPER INK ROLLER-RIGHT HAND	11005250	1	26,27	520107000	1	GEAR, WORM & DRIVE PINION ASSEMBLY	11030660	1	36,37	520108201	1
GEAR, INPUT PINION	11007851	1	54,55	520116000	1	GEAR, WORM & DRIVE PINION ASSEMBLY	11030660	1	32,33	520108101	1
GEAR, MITER, INPUT DRIVER	11006850	1	4,5	520101000	1	GEAR, WORM ASSEMBLY, OSCILLATOR	11004003	1	30,31	520108100	1
GEAR, OSCILLATOR	11003852	1	30,31	11004003	1	GEAR, WORM ASSEMBLY, OSCILLATOR	11004003	1	34,35	520108200	1
GEAR, OSCILLATOR	11003852	1	34,35	11004003	1	GUARD, BACKING	11013120	1	72,73	524300000	1
GEAR, OSCILLATOR PAGE 1	11002950	1	28,29	520108000	1	GUARD, BELT DRIVE	11013111	1	72,73	524300000	1
GEAR, OSCILLATOR PAGE 2	11003000	1	28,29	520108000	1	GUARD, BRUSH DAMPENER - LEFT HAND	11022081	1	50,51	520114000	1
GEAR, PAN ROLLER	11021350	1	46,47	520112200	1	GUARD, BRUSH DAMPENER - RIGHT HAND	11022091	1	50,51	520114000	1
GEAR, PAN ROLLER	11021350	1	44,45	520112100	1	GUARD, CIRCUMFERENTIAL SHAFT - PAGE 1	11030070	1	12,13	520103000	1
GEAR, PAN ROLLER MOTOR	11021450	2	48,49	520113000	1	GUARD, CIRCUMFERENTIAL SHAFT - PAGE 2	11030060	1	12,13	520103000	1
GEAR, PLATE CYLINDER LH	11009671	1	70,71	520370000	2	GUARD, CRANK - LH	11013380	1	72,73	524300000	1
GEAR, PLATE CYLINDER LH	11009700	1	68,69	520360000	2	GUARD, CRANK - RH	11013370	1	72,73	524300000	1
GEAR, PLATE CYLINDER RH	11009650	1	68,69	520360000	2	GUARD, OIL BATH, LH LOWER	11013880	2	78,79,80	52451000	1
GEAR, PLATE CYLINDER RH	11009661	1	70,71	520370000	2	GUARD, OIL BATH, RH LOWER	11013890	3	78,79,80	52451000	1
GEAR, SIDE	11002750	2	28,29	520108000	1	GUARD, OILBATH R.H. LWR.	11013613	3	78,79,80	524510000	1



INDEX – ALPHABETICAL QUAD STACK™ SINGLE OSCILLATOR

PART DESCRIPTION	PART	QTY	PAGE	ASSEMBLY DWG	ASSY QTY	PART DESCRIPTION	PART	QTY	PAGE	ASSEMBLY DWG	ASSY QTY
GUARD, OILBATH, L.H., LWR	11013871	2	78,79,80	524510000	1	HHCS, 1/4-20 UNC X 1/2" LG	037-10-408	2	46,47	520112200	1
GUARD, OILBATH, TOP L.H.	11013622	1	78,79,80	524510000	1	HHCS, 1/4-20 UNC X 1/2" LG	037-10-408	2	50,51	520114000	1
GUARD, OILBATH, TOP L.H.	11013632	1	78,79,80	524510000	1	HHCS, 1/4-20 UNC X 1/2" LG	037-10-408	4	62,63	520320000	1
GUARD, OILCATH, L.H., LWR	11013672	1	78,79,80	524510000	1	HHCS, 1/4-20 UNC X 1/2" LG	037-10-408	2	44,45	520112100	1
GUARD, TOP CAP	11013690	1	78,79,80	524510000	1	HHCS, 1/4-20 UNC X 1-3/4 LG	037-10-428	3	60,61	062050	2
GUARD, TOP TIMING BELT	11013071	5	72,73	524300000	1	HHCS, 1/4-20 UNC X 3/4" LG	037-10-412	2	62,63	520320000	1
GUARDS, INK TRAIN ASSEMBLY - 4 HIGH	524500000	1	1,76,77	524000000	1	HHCS, 1/4-20 UNC X 3/4" LG	037-10-412	2	78,79,80	524510000	1
GUARDS, WATER ADJUSTMENT	520115000	1	2,3,52,53	520100000	4	HHCS, 1/4-20 UNC X 3/4" LG	037-10-412	2	84,85	11021852	6
GUIDE, SLIDE	11030690	1	36,37	520108201	1	HHCS, 1/4-20 UNC X 3/4" LG	037-10-412	2	84,85	11021290	2
GUIDE, SLIDE	11030690	1	32,33	520108101	1	HHCS, 1-14 UNF X 2 1/2" LG	037-20-1640	1	56,57	511260	4
HANDLE, 3" GOLD	090771	8	76,77	524500000	1	HHCS, 3/4-10 UNC X 3.25" LG	037-10-1252	4	56,57	520210000	1
HEAT REMOVAL SYSTEM	524410000	1	1,74,75	524000000	1	HHCS, 3/8-16 X 1 1/2" LG.	037-10-628	8	56,57	520210000	1
HHCS, 1/2-13 X 1.5" LG	037-10-824	1	8,9,10	520102001	1	HHCS, 3/8-16 X 1" LG	037-10-616	7	8,9,10	520102001	1
HHCS, 1/2-13 X 1.5" LG	037-10-824	2	4,5	520101000	1	HHCS, 3/8-16 X 1" LG	037-10-616	7	6,7	520102000	1
HHCS, 1/2-13 X 1.5" LG	037-10-824	1	6,7	520102000	1	HHCS, 3/8-16 X 2" LG.	037-10-632	2	12,13	520103000	1
HHCS, 1/2-13 X 2" LG	037-10-832	4	16,17	520104001	1	HHCS, 3/8-16 X 3" LG (FULL THREAD)	037-11-648	8	26,27	520107000	1
HHCS, 1/2-13 X 2" LG	037-10-832	4	18,19	520104002	1	HHCS, 5/16-18 UNC X 1-1/4"	037-10-520	4	50,51	520114000	1
HHCS, 1/2-13 X 2" LG	037-10-832	4	20,21	520104003	1	HHCS, 5/16-18 UNC X 3"	037-10-548	2	50,51	520114000	1
HHCS, 1/2-13 X 2" LG	037-10-832	4	14,15	520104000	1	HHCS, 5/16-18 UNC X 3/4"	037-10-512	1	54,55	520116000	1
HHCS, 1/2-13 X 2-3/4"	037-10-844	4	16,17	520104001	1	HHCS, 5/16-18 UNC X 5/8"	037-10-510	8	50,51	520114000	1
HHCS, 1/2-13 X 2-3/4"	037-10-844	4	18,19	520104002	1	HHCS, 5/16-18 UNC X 5/8"	037-10-510	4	78,79,80	524510000	1
HHCS, 1/2-13 X 2-3/4"	037-10-844	4	20,21	520104003	1	HHCS, 5/8-11 UNC X 1-1/2" LG	037-10-1024	4	8,9,10	520102001	1
HHCS, 1/2-13 X 2-3/4"	037-10-844	4	14,15	520104000	1	HHCS, 5/8-11 UNC X 1-1/2" LG	037-10-1024	4	6,7	520102000	1
HHCS, 1/4-20 UNC X 1" LH	037-10-416	4	74,75	524410000	1	HHCS, 5/8-11 UNC X 1-1/2" LG	037-10-1024	2	12,13	520103000	1



INDEX – ALPHABETICAL QUAD STACK™ SINGLE OSCILLATOR

PART DESCRIPTION	PART	QTY	PAGE	ASSEMBLY DWG	ASSY QTY	PART DESCRIPTION	PART	QTY	PAGE	ASSEMBLY DWG	ASSY QTY
HHCS, 5/8-11UNC X 3.0" LG	037-10-1048	4	56,57	520210000	1	INK FOUNTAIN ASSEMBLY	520104000	1	2,3	520100000	4
HHCS, 7/8-14 UNF X 3.25 LG	037-20-1452	2	56,57	520210000	1	INK FOUNTAIN ASSEMBLY WITH SEGMENTED BLADES & EPG-OPTION	520104003	1	20,21	520100000	4
HINGE PIVOT P1	11047241	1	82,83	11047261	2	INK FOUNTAIN ASSEMBLY WITH SEGMENTED BLADES-OPTION	520104002	1	18,19	520100000	4
HINGE PIVOT P1	11047241	1	82,83	11047261	2	INK FOUNTAIN ROLLER ASSEMBLY	520105000	1	2,3	520100000	4
HINGE PIVOT P2	11047231	1	82,83	11047251	2	INK FOUNTAIN WITH LEVER KEYS	520104001	1	16,17	520100000	4
HINGE PIVOT P2	11047231	1	82,83	11047251	2	INK LEVER KEY	11003220	70	16,17	520104001	1
HINGE TUBE	11047610	1	82,83	11047600	1	INK SKIMMER ASSEMBLY	520106000	1	2,3	520100000	4
HINGE TUBE	11047610	1	82,83	11047600	1	INK TRANSFER ROLLERS	520107000	1	2,3	520100000	4
HINGE TUBE	11047610	1	82,83	11047600	1	INNER RACE	002031	1	8,9,10	11012100	2
HINGE TUBE	11047610	1	82,83	11047600	1	INNER RACE	002031	1	8,9,10	11012150	2
HINGE TUBE, WELDMENT	11047600	1	82,83	11012751	1	INNER RACE	002031	2	8,9,10	11018550	2
HINGE TUBE, WELDMENT	11047600	1	82,83	11012801	1	INSERT, 16-PIN MALE 1-16	046619	4	86,87	524800000	1
HINGE TUBE, WELDMENT	11047600	1	82,83	11012751	1	INSERT, 16-PIN MALE 17-32 HV	046620	4	86,87	524800000	1
HINGE TUBE, WELDMENT	11047600	1	82,83	11012801	1	KEENSERT 3/8-16	090188	8	56,57	11077770	1
HOOD, HEAVY CONSOLE 32-PIN	046615	4	86,87	524800000	1	KEENSERT 3/8-16	090188	8	58,59	11047770	2
HOSE, OIL	050165	9	78,79,80	524510000	1	KEEPER, INK KEY	11022240	2	18,19	520104002	1
HOUSING, OIL FILTER	11016910	1	78,79,80	524510000	1	KEEPER, INK KEY	11022240	2	14,15	520104000	1
HOUSING, PLATE BEARING	11008401	1	54,55	520116000	1	KEY, BLANKET CYLINDER	11009400	2	8,9,10	520102001	1
HUB, BLANKET CYL.	11010850	2	8,9,10	520102001	1	KEY, BLANKET CYLINDER	11009400	2	6,7	520102000	1
HUB, OSCILLATOR GEAR	11002801	2	28,29	520108000	1	KEY, HANDWHEEL	11029980	2	1	524000000	1
IDLER PULLEY	069029	1	62,63	520320000	1	KEY, INK FOUNTAIN	514091	70	18,19	520104002	1
IDLER SHAFT, 1" DIAMETER 4-1/8" LG	069011	1	62,63	520320000	1	KEY, INK FOUNTAIN	514091	70	14,15	520104000	1
IDLER, PINION LH	11007951	1	54,55	520116000	1	KEY, PAN ROLLER DRIVE	11021550	2	48,49	520113000	1
INDICATOR, COMPENSATOR	11028580	1	58,59	520220000	1	KEY, PLATE CYLINDER	11009750	2	12,13	520103000	1



INDEX – ALPHABETICAL QUAD STACK™ SINGLE OSCILLATOR

PART DESCRIPTION	PART	QTY	PAGE	ASSEMBLY DWG	ASSY QTY	PART DESCRIPTION	PART	QTY	PAGE	ASSEMBLY DWG	ASSY QTY
KEY, WOODRUFF, 3/16 X 3/8	000304	1	36,37	520108201	1	MOTOR, BRUSH 1/4" HP	040055	1	50,51	520114000	1
KNOB	033032	2	72,73	524300000	1	MOTOR, BRUSH 1/4" HP	040055	1	78,79,80	524510000	1
KNOB, BIG	042905	16	86,87	524800000	1	MOTOR, BRUSH 1/4" HP	040057	1	50,51	520114000	1
LABEL, CLUTCH	11047330	1	86,87	524800000	1	MOTOR, DAYTON, 4Z724	040107	1	22,23	520105000	1
LABEL, CONTROL - LEFT HAND DOOR	11017001	4	82,83	524610000	1	MOTOR, DAYTON, 4Z724	040107	1	22,23	520105000	1
LABEL, CONTROL - LEFT HAND DOOR	11017001	4	82,83	524610000	1	MOTOR, GEAR (1LRB2)	040117	1	58,59	520220000	1
LABEL, CONTROL - RIGHT HAND DOOR	11017051	4	82,83	524610000	1	MOTOR, GEAR, DAMPENER DRIVE	040108	2	48,49	520113000	1
LABEL, CONTROL - RIGHT HAND DOOR	11017051	4	82,83	524610000	1	MOTOR, INK LEFT HAND	11001260	1	22,23	520105000	1
LABEL, FORMS	11030490	1	86,87	524800000	1	MOTOR, INK RIGHT HAND	11001260	1	22,23	520105000	1
LABEL, FORMS - LEFT DOOR	11046870	1	82,83	524610000	1	MOUNT, BEARING	11030720	1	36,37	520108201	1
LABEL, FORMS - LEFT DOOR	11046870	1	82,83	524610000	1	MOUNT, BEARING	11030720	1	32,33	520108101	1
LABEL, FORMS - RIGHT DOOR	11046880	1	82,83	524610000	1	MOUNT, CENTER	11047740	1	58,59	11047650	1
LABEL, FORMS - RIGHT DOOR	11046880	1	82,83	524610000	1	MOUNT, DOOR SWITCH	11047720	2	82,83	524610000	1
LABEL, IMPRESSION	11030480	1	86,87	524800000	1	MOUNT, DOOR SWITCH	11047720	2	82,83	524610000	1
LABEL, INCH	11047320	7	86,87	524800000	1	MOUNT, GUARD L.H.	11013711	1	78,79,80	524510000	1
LABEL, SPEED - PAGE 1	11047270	4	86,87	524800000	1	MOUNT, GUARD R.H.	11013721	1	78,79,80	524510000	1
LABEL, SPEED - PAGE 1	11047280	4	86,87	524800000	1	MOUNT, MOTOR	11022020	2	50,51	520114000	1
LEVER	11014660	8	74,75	524410000	1	MOUNT, OSCILLATOR	11030610	1	36,37	520108201	1
LINKAGE, ECCENTRIC	11018601	2	8,9,10	520102001	1	MOUNT, OSCILLATOR	11030610	1	32,33	520108101	1
LINKAGE, ECCENTRIC	11018601	2	6,7	520102000	1	MOUNT, OSCILLATOR - PAGE 1	11030620	1	32,33	520108101	1
LOGO, "W"	11047340	1	82,83	524610000	1	MOUNT, OSCILLATOR - PAGE 2	11030630	1	36,37	520108201	1
LUBRICATION SYSTEM ASSEMBLY	524510000	1	1,78,79,80	524000000	1	MOUNT, OSCILLATOR BEARING - PAGE 1	11030700	1	32,33	520108101	1
MANIFOLD	11014600	1	74,75	524410000	1	MOUNT, PINION SEAL	11008060	2	54,55	520116000	1
MANIFOLD, CONTROL	051335	1	88	524910000	1	MOUNT, TOP CAP	11047730	2	58,59	11047650	1



INDEX – ALPHABETICAL QUAD STACK™ SINGLE OSCILLATOR

PART DESCRIPTION	PART	QTY	PAGE	ASSEMBLY DWG	ASSY QTY	PART DESCRIPTION	PART	QTY	PAGE	ASSEMBLY DWG	ASSY QTY
MOUNT, WATER CUP	11017560	2	4,5	520101000	1	NUT, HEX 5/16-18	039-10-5	2	56,57	11029741	2
MOUNT, WEB BREAK DETECTOR	11030560	2	58,59	520220000	1	NUT, HEX 5/16-18	039-10-5	2	12,13	520103000	1
NARROW GAP BLANKET CYL.	11000300	1	8,9,10	11008731	1	NUT, HEX 5/16-18	039-10-5	8	24,25	520106000	1
NARROW GAP BLANKET CYL.	11000310	1	8,9,10	11008741	1	NUT, HEX JAM 3/8-16	039-11-6	4	8,9,10	520102001	1
NARROW GAP, BLANKET CYLINDER-OPTION	520102001	1	8,9,10	520100000	4	NUT, HEX JAM 5/8-11 UNC	039-11-10	1	8,9,10	520102001	1
NUT, BARREL, DROP FOUNTAIN SWING BOLT HOLDING	11001550	4	16,17	520104001	1	NUT, HEX JAM 5/8-11 UNC	039-11-10	1	6,7	520102000	1
NUT, BARREL, DROP FOUNTAIN SWING BOLT HOLDING	11001550	4	18,19	520104002	1	NUT, JAM - NYLOC 1/4-20	039-12-4	24	74,75	524410000	1
NUT, BARREL, DROP FOUNTAIN SWING BOLT HOLDING	11001550	4	20,21	520104003	1	NUT, JAM - NYLOC 3/8-16	039-12-6	2	8,9,10	520102001	1
NUT, BARREL, DROP FOUNTAIN SWING BOLT HOLDING	11001550	4	14,15	520104000	1	NUT, JAM - NYLOC 3/8-16	039-12-6	2	88	524910000	1
NUT, CIRCUMFERENTIAL	11008800	2	12,13	520103000	1	NUT, JAM - NYLOC 3/8-16	039-12-6	2	6,7	520102000	1
NUT, FOUNTAIN TIE BAR	11001670	2	16,17	520104001	1	NUT, JAM - NYLOC 3/8-16	039-12-6	8	26,27	520107000	1
NUT, FOUNTAIN TIE BAR	11001670	2	18,19	520104002	1	NUT, JAM 3/8-16 WITH PATCH	090778	4	24,25	520106000	1
NUT, FOUNTAIN TIE BAR	11001670	2	20,21	520104003	1	NUT, LOCK-ELECTRICAL	048923	4	86,87	524800000	1
NUT, FOUNTAIN TIE BAR	11001670	2	14,15	520104000	1	NUT, SWIVEL - MOTORIZED COMPENSATOR	11028360	1	58,59	520220000	1
NUT, HEX #10-24 UNC	039-10-3	8	82,83	52461000	1	OIL TROUGH, GS - INSIDE	11013522	2	78,79,80	524510000	1
NUT, HEX #10-24 UNC	039-10-3	8	82,83	524610000	1	O-RING	090409	2	84,85	11021852	6
NUT, HEX 1/4-20 UNC	039-10-4	8	82,83	52461000	1	O-RING	090409	2	84,85	11021290	2
NUT, HEX 1/4-20 UNC	039-10-4	8	82,83	524610000	1	OSCILLATOR GEAR BOX - LONG	11003650	1	30,31	520108100	1
NUT, HEX 3/4-16 UNF	039-20-12	2	26,27	520107000	1	OSCILLATOR GEAR BOX - LONG	11003650	1	34,35	520108200	1
NUT, HEX 3/8-16 UNC	039-10-6	2	8,9,10	520102001	1	OSCILLATOR MECHANISM - PAGE 1 - NEW	520108101	1	32,33	520108000	0
NUT, HEX 3/8-16 UNC	039-10-6	2	6,7	520102000	1	OSCILLATOR MECHANISM - PAGE 2 - NEW	520108201	1	36,37	520108000	0
NUT, HEX 3/8-16 UNC	039-10-6	8	26,27	520107000	1	OSCILLATOR MECHANISM ASSEMBLY	520108100	1	2,3	520100000	4
NUT, HEX 5/16-18	039-10-5	2	50,51	520114000	1	OSCILLATOR MECHANISM ASSEMBLY	520108200	1	2,3, 34,35	520100000	4
						OSCILLATOR ROLLER ASSEMBLY	520108000	1	2,3	520100000	4



INDEX – ALPHABETICAL QUAD STACK™ SINGLE OSCILLATOR

PART DESCRIPTION	PART	QTY	PAGE	ASSEMBLY DWG	ASSY QTY	PART DESCRIPTION	PART	QTY	PAGE	ASSEMBLY DWG	ASSY QTY
OSCILLATOR, LARGE	11002400	2	28,29	520108000	1	PIN, DOWEL -1/2" Ø X 1 1/4" LG.	031088	2	8,9,10	11008741	1
PAD, LEVELING, SELECT WITH 2511410 AS REQ'D.	11029930	4	56,57	520210000	1	PIN, ECCENTRIC	11011350	8	8,9,10	520102001	1
PAD, MOTOR MOUNT	11028380	3	58,59	520220000	1	PIN, ECCENTRIC	11011350	8	6,7	520102000	1
PAN, BOTTOM - LEFT HAND	11019660	1	40,41	11019550	1	PIN, IDLER	11022120	2	50,51	520114000	1
PAN, BOTTOM - RIGHT HAND	11019650	1	42,43	11019600	1	PIN, MOUNTING	11015953	2	40,41	520110000	1
PAN, DAMPENER - DRAIN TUBE	11019750	1	40,41	11019550	1	PIN, PIVOT	11047750	1	82,83	11047251	2
PAN, DAMPENER - DRAIN TUBE	11019750	1	42,43	11019600	1	PIN, PIVOT	11047750	1	82,83	11047261	2
PAN, DAMPENER - LEFT HAND ASSEMBLY	11019550	1	40,41	520111000	1	PIN, PIVOT	11047750	1	82,83	11047251	2
PAN, DAMPENER - RIGHT HAND ASSEMBLY	11019600	1	42,43	520111000	1	PIN, PIVOT	11047750	1	82,83	11047261	2
PAN, OIL	11016402	1	78,79,80	524510000	1	PINIONS, INPUT AND IDLER	520116000	1	2,3,54,55	520100000	4
PAN, OIL	11046890	1	78,79,80	524510000	1	PIVOT ARM, LEFT HAND SKIMMER	11002221	2	24,25	520106000	1
PAN, OIL -BACK	11016470	1	78,79,80	11016402	1	PIVOT ARM, RIGHT HAND SKIMMER	11002211	2	24,25	520106000	1
PAN, OIL -BOTTOM,	11016450	1	78,79,80	11016402	1	PIVOT, P1 ASSEMBLY	11047261	2	82,83	52461000	1
PAN, OIL -SIDE	11016460	1	78,79,80	11016402	1	PIVOT, P1 ASSEMBLY	11047261	2	82,83	524610000	1
PARTS, AIR CYLINDER	051321-03	2	8,9,10	051321	1	PIVOT, P2 ASSEMBLY	11047251	2	82,83	52461000	1
PARTS, AIR CYLINDER	051321-04	1	8,9,10	051321	1	PIVOT, P2 ASSEMBLY	11047251	2	82,83	524610000	1
PARTS, AIR CYLINDER	051321-03	2	6,7	11016150	1	PIVOT, MOTOR MOUNT	11022040	2	50,51	520114000	1
PARTS, AIR CYLINDER	051321-04	1	6,7	11016150	1	PLATE	11008410	1	54,55	11008401	1
PILLOW BLOCK 1-1.2" DIAMETER CENTERLOCK	006019	2	62,63	520320000	1	PLATE CYLINDER ASSEMBLY	520103000	1	2,3	520100000	4
PIN, ANCHOR	11012420	2	8,9,10	520102001	1	PLATE, BEARING, LINE SHAFT	11017351	1	4,5	520101000	1
PIN, ANCHOR	11012420	2	6,7	520102000	1	PLATE, BEARING, MAIN SHAFT SUPPORT	11017401	1	4,5	520101000	1
PIN, CLEVIS, AIR CYLINDER	051321	1	8,9,10	11016150	1	PLATE, COMPENSATOR	11028301	2	58,59	520220000	1
PIN, CLEVIS, AIR CYLINDER	051321	1	6,7	11016150	1	PLATE, DAMPENER SIDE	11018950	1	46,47	520112200	1
PIN, DOWEL -1/2" Ø X 1 1/4" LG.	031088	2	8,9,10	11008731	1	PLATE, DAMPENER SIDE	11018950	1	44,45	520112100	1



INDEX – ALPHABETICAL QUAD STACK™ SINGLE OSCILLATOR

PART DESCRIPTION	PART	QTY	PAGE	ASSEMBLY DWG	ASSY QTY	PART DESCRIPTION	PART	QTY	PAGE	ASSEMBLY DWG	ASSY QTY
PLATE, DAMPENER SIDE	11019000	1	46,47	520112200	1	PULLEY, BRUSH DRIVE	11022130	1	44,45	520112100	1
PLATE, DAMPENER SIDE	11019000	1	44,45	520112100	1	PULLEY, DRIVE - 14L075	061069	1	46,47	11022130	1
PLATE, END	11019670	2	40,41	11019550	1	PULLEY, DRIVE - 14L075	061069	1	44,45	11022130	1
PLATE, END	11019670	2	42,43	11019600	1	PULLEY, DRIVE - BRUSH ROLL	822170	2	50,51	520114000	1
PLATE, GEAR SIDE MACHINE	11012552	1	4,5	520101000	1	PULLEY, DRIVE - BRUSH ROLL	822170	1	78,79,80	524510000	1
PLATE, MOUNTING - MOTORIZED COMPENSATOR	11028341	1	58,59	520220000	1	PULLEY, TIMING BELT 12T X 3/8P X 3/4W 2N	061025	1	50,51	822170	2
PLATE, PAN ROLLER DRIVE	11021500	2	48,49	520113000	1	PULLEY, TIMING BELT 12T X 3/8P X 3/4W 2N	061025	1	78,79,80	822170	1
PLATE, PERIFERY	11030310	1	4,5	11012552	1	PUMP, GEAR	052061	1	78,79,80	524510000	1
PLATE, PERIFERY	11030820	1	4,5	11012652	1	RACK, "Y" CONNECTOR 1/4"	051326	2	88	524910000	1
PLATE, STEP	11022680	1	56,57	11022653	1	RAIL , UNIT TOP, OPERATOR SIDE	11028260	1	58,59	520220000	1
PLATE, STEP SKIRT	11022670	1	56,57	11022653	1	RAIL, TOP UNIT, STEEL	11028250	1	58,59	520220000	1
PLUG, OSCILLATOR SIDE FRAME	11002502	2	28,29	520108000	1	RAIL, TOP UNIT, STEEL	11028250	1	58,59	11028260	1
PLUG, PIPE 3/8 NPT	050202	2	56,57	520210000	1	RECEPTICAL 3-PIN FEMALE	048504	9	86,87	524800000	1
PLUG, PIPE 3/8 NPT	050202	2	58,59	520220000	1	RECEPTICAL 4-PIN MALE WITH 12" LEAD	048501	2	50,51	520114000	1
PLUG, PIPE 3/8 NPT	050202	2	88	524910000	1	RECEPTICAL 4-PIN MALE WITH 12" LEAD	048501	1	74,75	11014720	1
PNEUMATIC ASSEMBLY - 4 HI	524910000	1	1,88	524000000	1	RECEPTICAL, 4-PIN FEMALE WITH 12" LEAD	048521	9	86,87	524800000	1
POINTER, COMPENSATOR	11027970	1	58,59	11027960	1	RECEPTICAL, 5-PIN FEMALE WITH 12" LEAD	048525	2	86,87	524800000	1
POTENTIOMETER - 5KOHM w/SWITCH	042901	16	86,87	524800000	1	RETAINER, AIR CLUTCH	11029630	1	62,63	520320000	1
POWER TRANSFER GEAR- LEFT HAND	11004500	1	26,27	520107000	1	ROD, ECCENTRIC	11018570	1	8,9,10	11018550	2
POWER TRANSFER GEAR-RIGHT HAND	11004550	1	26,27	520107000	1	ROD, ECCENTRIC	11018750	1	6,7	11018550	2
PULLEY	061075	2	60,61	520310000	1	ROD, ECCENTRIC LINKAGE	11018550	2	8,9,10	520102001	1
PULLEY, 36L075, ALUM.	11013860	1	78,79,80	524510000	1	ROD, ECCENTRIC LINKAGE	11018550	2	6,7	520102000	1
PULLEY, 58T, 8MM	11029650	1	62,63	520320000	1	ROD, INSERT	11008770	4	8,9,10	520102001	1
PULLEY, BRUSH DRIVE	11022130	1	46,47	520112200	1	ROD, THREADED ASSEMBLY	11028520	1	58,59	520220000	1



INDEX – ALPHABETICAL QUAD STACK™ SINGLE OSCILLATOR

PART DESCRIPTION	PART	QTY	PAGE	ASSEMBLY DWG	ASSY QTY	PART DESCRIPTION	PART	QTY	PAGE	ASSEMBLY DWG	ASSY QTY
ROD, THREADED, MOTORIZED COMPENSATOR	11028371	1	58,59	11028520	1	ROLLER, TRANSFER	11005150	2	26,27	520107000	1
ROLL PIN, 1/4" DIAMETER X 3/4"	031-10-412	2	8,9,10	520102001	1	ROLLER, WEB GUIDE	11022800	1	46,47	11000670	1
ROLL PIN, 1/4" DIAMETER X 3/4"	031-10-412	2	6,7	520102000	1	ROLLER, WEB GUIDE	11022800	2	56,57	520210000	1
ROLL PIN, 1/4-20 X 5/8" LONG	031-10-410	4	28,29	520108000	1	ROLLER, WEB GUIDE	11022800	3	58,59	520220000	1
ROLL PIN, 1/8" DIAMETER	031101	16	74,75	524410000	1	ROLLER, WEB GUIDE	11022800	1	38,39	11000650	2
ROLLER 2-3/8" DIAMETER, WATER	11000670	1	46,47	11020710	1	ROLLER, WEB GUIDE	11022800	1	44,45	11000670	1
ROLLER 2-3/8" DIAMETER, WATER	11000670	1	44,45	11020710	1	SCREW, CIRCUMFERENTIAL	11008750	2	12,13	520103000	1
ROLLER CORE	511490	1	58,59	520220000	1	SCREW, HANGER BRACKET	11006200	8	38,39	520109000	1
ROLLER CORE	511490	1	26,27	514640	2	SCREW, PHILLIPS PAN HEAD 6-32 X 3/8" LG SELF-TAPPING	090779	6	72,73	524300000	1
ROLLER CORE	511490	1	38,39	514640	2	SCREW, SET 1/4-20 X 1/2"	038-10-808	6	58,59	520220000	1
ROLLER CORE	511490	1	26,27	514370	2	SCREW, SHOULDER 3/8 X 7/8	035-10-614	2	6,7	520102000	1
ROLLER, 25-30 DURO RUBBER	11000650-01	1	38,39	11000650	2	SCREW, SHOULDER 1/2 X 1 1/4	035-10-820	1	12,13	11009050	1
ROLLER, DAMPENER ASSEMBLY-2-3/8" DIA	11020710	1	46,47	520112200	1	SCREW, SHOULDER 1/2 X 1 3/4	035-10-828	1	58,59	520220000	1
ROLLER, DAMPENER ASSEMBLY-2-3/8" DIA	11020710	1	44,45	520112100	1	SCREW, SHOULDER 5/8" X 5/8"	035-10-1010	4	24,25	520106000	1
ROLLER, IDLER TIMING BELT	11007250	1	60,61	520310000	3	SCREW, SIDE MOVEMENT	11010101	2	12,13	520103000	1
ROLLER, INK	11000650	2	38,39	520109000	1	SCREW, SOCKET SET 1/4-28 X 1/4" LG	038-22-404	24	4,5	520101000	1
ROLLER, INK FORM 2-7/8 DIAMETER	514640	2	26,27	520107000	1	SCREW, SOCKET SET 10-32 UNF X 1/2" ,CONE POINT	038-21-9908	2	30,31	11004003	1
ROLLER, INK FORM 2-7/8 DIAMETER	514640	2	38,39	520109000	1	SCREW, SOCKET SET 10-32 UNF X 1/2" ,CONE POINT	038-21-9908	2	34,35	11004003	1
ROLLER, INK FOUNTAIN	11000950	2	22,23	520105000	1	SCREW, SOCKET SET 3/8-24 X 1 1/4" LG.	038-42-620	4	8,9,10	520102001	1
ROLLER, INK SKIMMER	11005401	2	24,25	520106000	1	SCREW, SOCKET SET 8-32 X 1/4" LG	038-10-9804	3	36,37	11030660	1
ROLLER, INK TRANSFER ASSEMBLY	514370	2	26,27	520107000	1	SCREW, TURNBUCKLE	11012200	2	8,9,10	520102001	1
ROLLER, PAN	11019201	1	46,47	520112200	1	SCREW, TURNBUCKLE	11012200	2	6,7	520102000	1
ROLLER, PAN	11019201	1	44,45	520112100	1	SCREW,SQUARE HEAD 5/16-18	037-90-520	8	24,25	520106000	1
						SEGMENTED BLADE, SGN OSCILL, 35 KEYS	11001790	2	18,19	520104002	1



INDEX – ALPHABETICAL QUAD STACK™ SINGLE OSCILLATOR

PART DESCRIPTION	PART	QTY	PAGE	ASSEMBLY DWG	ASSY QTY	PART DESCRIPTION	PART	QTY	PAGE	ASSEMBLY DWG	ASSY QTY
SEGMENTED BLADE, SGN OSCILL, 35 KEYS	11001790	2	20,21	520104003	1	SHAFT, FORM ROLLER	11006310	2	38,39	520109000	1
SENSOR (PZ-V31P)	041310	2	58,59	520220000	1	SHAFT, IMPRESSION	11018252	1	8,9,10	520102001	1
SET COLLAR - HALF	032018	1	4,5	11006850	1	SHAFT, IMPRESSION	11018252	1	6,7	520102000	1
SET COLLAR 3/8"	032001	1	72,73	11013360	2	SHAFT, INK SKIMMER	11005352	2	24,25	520106000	1
SET COLLAR, 1" Ø STEEL	032012	1	58,59	11027960	1	SHAFT, LARGE AIR CYLINDER	11009161	1	8,9,10	520102001	1
SET COLLAR, 1" Ø STEEL	032012	4	24,25	520106000	1	SHAFT, LARGE AIR CYLINDER	11009161	1	6,7	520102000	1
SET COLLAR, 1-1/2 X 2-3/8 SPLIT	032034	4	38,39	520109000	1	SHAFT, MAIN LINE	11007000	1	4,5	520101000	1
SET COLLAR, 1-1/2 X 2-3/8 SPLIT	032034-01	1	38,39	032034	4	SHAFT, ON / OFF IMPRESSION	520110000	1	2,3, 40,41	520100000	4
SET COLLAR, 1-1/2 X 2-3/8 SPLIT	032034-02	1	38,39	032034	4	SHAFT, OSCILLATOR GEAR	11003901	1	30,31	11004003	1
SET COLLAR, 3/4 X 1-1/4" - 1-HI	032002	2	46,47	520112200	1	SHAFT, OSCILLATOR GEAR	11003901	1	34,35	11004003	1
SET COLLAR, 3/4 X 1-1/4" - 1-HI	032002	2	44,45	520112100	1	SHAFT, PAN ROLLER MOTOR	11021400	2	48,49	520113000	1
SET COLLAR, CLAMP CSC62	032038	2	12,13	520103000	1	SHAFT, STIFFENER	900030	1	58,59	520220000	1
SHAFT	11030650	1	36,37	520108201	1	SHAFT, STUB	11007201	1	60,61	520310000	3
SHAFT	11030650	1	32,33	520108101	1	SHAFT, TRANSFER GEAR	11004251	2	26,27	520107000	1
SHAFT - FORM ROLLER CAM	11005800	2	40,41	520110000	1	SHAFT, TRANSFER ROLL	11000810	4	26,27	520107000	1
SHAFT, 5H45	11029720	1	62,63	520320000	1	SHAFT, WEB GUIDE ROLLER	11022750	2	56,57	520210000	1
SHAFT, BRUSH ROLLER	11019451	1	46,47	520112200	1	SHAFT, WEB GUIDE ROLLER	11022750	2	58,59	520220000	1
SHAFT, BRUSH ROLLER	11019451	1	44,45	520112100	1	SHCS #6-32 X 3/8 LG	036-10-9604	4	82,83	52461000	1
SHAFT, CIRCUMFERENTIAL	11008850	2	12,13	520103000	1	SHCS #6-32 X 3/8 LG	036-10-9604	4	82,83	524610000	1
SHAFT, COMPENSATOR PIVOT	11028450	1	58,59	520220000	1	SHCS, 1/-13 UNC X 1" LG	036-10-816	2	8,9,10	520102001	1
SHAFT, COMPENSATOR ROLLER	11028400	1	58,59	520220000	1	SHCS, 1/-13 UNC X 1" LG	036-10-816	2	6,7	520102000	1
SHAFT, DAMPENER ROLLER	11020700	1	46,47	520112200	1	SHCS, 1/2-13 UNC X 1.5" LG	036-10-824	2	62,63	520320000	1
SHAFT, DAMPENER ROLLER	11020700	1	44,45	520112100	1	SHCS, 1/2-13 UNC X 1.5" LG	036-10-824	12	64,65	520340000	2
SHAFT, FORM ROLLER	11006300	2	38,39	520109000	1	SHCS, 1/2-13 UNC X 1.5" LG	036-10-824	1	8,9,10	520102001	1



INDEX – ALPHABETICAL QUAD STACK™ SINGLE OSCILLATOR

PART DESCRIPTION	PART	QTY	PAGE	ASSEMBLY DWG	ASSY QTY	PART DESCRIPTION	PART	QTY	PAGE	ASSEMBLY DWG	ASSY QTY
SHCS, 1/2-13 UNC X 1.5" LG	036-10-824	4	8,9,10	031088	1	SHCS, 1/4-20 X 1.50" LG.	036-10-424	8	8,9,10	520102001	1
SHCS, 1/2-13 UNC X 1.5" LG	036-10-824	4	8,9,10	031088	1	SHCS, 1/4-20 X 1/2" LG	036-10-408	1	46,47	520112200	1
SHCS, 1/2-13 UNC X 1.5" LG	036-10-824	1	6,7	520102000	1	SHCS, 1/4-20 X 1/2" LG	036-10-408	4	48,49	520113000	1
SHCS, 1/2-13 UNC X 1.5" LG	036-10-824	4	12,13	520103000	1	SHCS, 1/4-20 X 1/2" LG	036-10-408	2	50,51	520114000	1
SHCS, 1/2-13 UNC X 1.5" LG	036-18-824	4	6,7	11009180	2	SHCS, 1/4-20 X 1/2" LG	036-10-408	8	72,73	524300000	1
SHCS, 1/2-13 UNC X 1.75" LG	036-10-828	4	58,59	520220000	1	SHCS, 1/4-20 X 1/2" LG	036-10-408	6	78,79,80	524510000	1
SHCS, 1/2-13 UNC X 1.75" LG	036-10-828	4	62,63	520320000	1	SHCS, 1/4-20 X 1/2" LG	036-10-408	4	40,41	520110000	1
SHCS, 1/2-13 UNC X 2.0" LG	036-10-832	4	4,5	520101000	1	SHCS, 1/4-20 X 1/2" LG	036-10-408	2	44,45	520112100	1
SHCS, 1/2-13 UNC X 2.5" LG	036-10-840	2	54,55	520116000	1	SHCS, 1/4-20 X 2-1/4" LG	036-10-436	4	16,17	520104001	1
SHCS, 1/2-13 UNC X 2.5" LG	036-10-840	1	62,63	520320000	1	SHCS, 1/4-20 X 2-1/4" LG	036-10-436	4	18,19	520104002	1
SHCS, 1/2-13 UNC X 2.75" LG	036-10-844	12	66,67	520350000	2	SHCS, 1/4-20 X 2-1/4" LG	036-10-436	4	20,21	520104003	1
SHCS, 1/2-13 UNC X 3" LG	036-10-848	5	62,63	520320000	1	SHCS, 1/4-20 X 2-1/4" LG	036-10-436	4	4,5	520101000	1
SHCS, 1/2-13 UNC X 3.5" LG	036-10-856	1	60,61	520310000	1	SHCS, 1/4-20 X 2-1/4" LG	036-10-436	14	6,7	520102000	1
SHCS, 1/2-13 UNC X 5.5" LG	036-10-888	1	54,55	520116000	1	SHCS, 1/4-20 X 2-1/4" LG	036-10-436	4	14,15	520104000	1
SHCS, 1/4-20 X 1.0" LG	036-10-416	4	58,59	520220000	1	SHCS, 1/4-20 X 3/4" LG	036-10-412	4	56,57	520210000	1
SHCS, 1/4-20 X 1.0" LG	036-10-416	24	74,75	524410000	1	SHCS, 1/4-20 X 3/4" LG	036-10-412	16	78,79,80	524510000	1
SHCS, 1/4-20 X 1.0" LG	036-10-416	8	82,83	52461000	1	SHCS, 1/4-20 X 3/4" LG	036-10-412	3	36,37	520108201	1
SHCS, 1/4-20 X 1.0" LG	036-10-416	4	16,17	520104001	1	SHCS, 1/4-20 X 3/4" LG	036-10-412	3	32,33	520108101	1
SHCS, 1/4-20 X 1.0" LG	036-10-416	4	18,19	520104002	1	SHCS, 1/4-20 X 5/18" LG	036-10-410	8	62,63	520320000	1
SHCS, 1/4-20 X 1.0" LG	036-10-416	4	20,21	520104003	1	SHCS, 1/4-20 X 5/18" LG	036-10-410	10	78,79,80	524510000	1
SHCS, 1/4-20 X 1.0" LG	036-10-416	8	82,83	524610000	1	SHCS, 1/4-20 X 5/18" LG	036-10-410	4	30,31	520108100	1
SHCS, 1/4-20 X 1.0" LG	036-10-416	4	14,15	520104000	1	SHCS, 1/4-20 X 5/18" LG	036-10-410	4	34,35	520108200	1
SHCS, 1/4-20 X 1.25" LG	036-10-420	3	58,59	520220000	1	SHCS, 10-24 UNC X .75 LG	036-10-9912	8	82,83	52461000	1
SHCS, 1/4-20 X 1.25" LG	036-10-420	2	40,41	520110000	1	SHCS, 10-24 UNC X .75 LG	036-10-9912	8	82,83	524610000	1



INDEX – ALPHABETICAL QUAD STACK™ SINGLE OSCILLATOR

PART DESCRIPTION	PART	QTY	PAGE	ASSEMBLY DWG	ASSY QTY	PART DESCRIPTION	PART	QTY	PAGE	ASSEMBLY DWG	ASSY QTY
SHCS, 10-32 UNF X .75 LG	036-20-9912	8	48,49	520113000	1	SHCS, 3/8-16 UNC X 3.0" LG	036-10-648	4	34,35	520108200	1
SHCS, 3/4-10 UNC X 2.5" LG	036-10-1240	8	56,57	520210000	1	SHCS, 3/8-16 UNC X 3.25" LG	036-10-652	1	30,31	520108100	1
SHCS, 3/8-16 UNC X 1" LG	036-10-616	16	76,77	524500000	1	SHCS, 3/8-16 UNC X 3.25" LG	036-10-652	1	34,35	520108200	1
SHCS, 3/8-16 UNC X 1" LG	036-10-616	2	36,37	520108201	1	SHCS, 3/8-16 UNC X 3/4" LG	036-10-612	3	58,59	520220000	1
SHCS, 3/8-16 UNC X 1" LG	036-10-616	6	16,17	520104001	1	SHCS, 3/8-16 UNC X 3/4" LG	036-10-612	22	72,73	524300000	1
SHCS, 3/8-16 UNC X 1" LG	036-10-616	6	18,19	520104002	1	SHCS, 3/8-16 UNC X 3/4" LG	036-10-612	2	78,79,80	524510000	1
SHCS, 3/8-16 UNC X 1" LG	036-10-616	6	20,21	520104003	1	SHCS, 3/8-16 UNC X 5.5" LG	036-10-688	2	54,55	520116000	1
SHCS, 3/8-16 UNC X 1" LG	036-10-616	6	14,15	520104000	1	SHCS, 5/16-18 1" LG	036-10-516	4	74,75	524410000	1
SHCS, 3/8-16 UNC X 1" LG	036-10-616	2	26,27	520107000	1	SHCS, 5/16-18 1" LG	036-10-516	4	12,13	520103000	1
SHCS, 3/8-16 UNC X 1" LG	036-10-616	2	30,31	520108100	1	SHCS, 5/16-18 UNC X 2-3/4" LG	036-10-544	2	36,37	520108201	1
SHCS, 3/8-16 UNC X 1" LG	036-10-616	2	34,35	520108200	1	SHCS, 5/16-18 UNC X 2-3/4" LG	036-10-544	2	32,33	520108101	1
SHCS, 3/8-16 UNC X 1" LG	036-10-616	2	32,33	520108101	1	SHCS, 5/16-18 UNC X 3 1/4" LG	036-10-552	4	12,13	520103000	1
SHCS, 3/8-16 UNC X 1" LG LOW HEAD	036-12-616	8	8,9,10	520102001	1	SHCS, 5/16-18 UNC X 3 1/4" LG	036-10-556	2	30,31	520108100	1
SHCS, 3/8-16 UNC X 1" LG LOW HEAD	036-12-616	8	6,7	520102000	1	SHCS, 5/16-18 UNC X 3 1/4" LG	036-10-556	2	34,35	520108200	1
SHCS, 3/8-16 UNC X 1.25" LG	036-10-620	4	48,49	520113000	1	SHCS, 5/16-18 X 1.25" LG	036-10-520	9	58,59	520220000	1
SHCS, 3/8-16 UNC X 1.25" LG	036-10-620	12	68,69	520360000	2	SHCS, 5/16-18 X 1-1/2" LG	036-10-524	3	62,63	520320000	1
SHCS, 3/8-16 UNC X 1.50" LG	036-10-624	2	4,5	520101000	1	SHCS, 5/16-18 X 1-1/2" LG	036-10-524	4	28,29	520108000	1
SHCS, 3/8-16 UNC X 2.5" LG	036-10-640	4	58,59	520220000	1	SHCS, 5/16-18 X 1-3/4 LG	036-10-528	2	12,13	520103000	1
SHCS, 3/8-16 UNC X 2.5" LG	036-10-640	1	8,9,10	520102001	1	SHCS, 5/16-18 X 3/4" LG	036-10-512	1	54,55	520116000	1
SHCS, 3/8-16 UNC X 2.5" LG	036-10-640	1	6,7	520102000	1	SHCS, 5/16-18 X 3/4" LG	036-10-512	2	74,75	524410000	1
SHCS, 3/8-16 UNC X 2-1/4" LG	036-10-636	2	54,55	520116000	1	SHCS, 5/16-18 X 3/4" LG	036-10-512	4	36,37	520108201	1
SHCS, 3/8-16 UNC X 2-1/4" LH	036-10-636	12	70,71	520370000	2	SHCS, 5/16-18 X 3/4" LG	036-10-512	16	8,9,10	520102001	1
SHCS, 3/8-16 UNC X 3.0" LG	036-10-648	4	56,57	520210000	1	SHCS, 5/16-18 X 3/4" LG	036-10-512	16	6,7	520102000	1
SHCS, 3/8-16 UNC X 3.0" LG	036-10-648	4	30,31	520108100	1	SHCS, 5/16-18 X 3/4" LG	036-10-512	4	32,33	520108101	1



INDEX – ALPHABETICAL QUAD STACK™ SINGLE OSCILLATOR

PART DESCRIPTION	PART	QTY	PAGE	ASSEMBLY DWG	ASSY QTY	PART DESCRIPTION	PART	QTY	PAGE	ASSEMBLY DWG	ASSY QTY
SHCS, 5/16-18 X 3/8" LG	036-10-506	2	8,9,10	520102001	1	SLIDER, VERTICAL OSCILLATOR	11003701	1	34,35	520108200	1
SHCS, 5/16-18 X 3/8" LG	036-10-506	2	6,7	520102000	1	SLIDER, VERTICAL OSCILLATOR	11004050	1	30,31	520108100	1
SHCS, 5/8-11 X 2.5" LG.	036-10-1040	4	58,59	520220000	1	SLIDER, VERTICAL OSCILLATOR	11004050	1	34,35	520108200	1
SHCS, 5/8-11 X 2-1/4" LONG	036-10-1036	6	4,5	520101000	1	SNAP RING EXTERNAL 1-9/16"	030-51-156	2	60,61	520310000	1
SHCS, 7/8-14 UNF X 2.25 LG	036-20-1436	2	56,57	520210000	1	SNAP RING, 1.06" INTERNAL	030-50-106	2	46,47	520112200	1
SHCS, 1/4-20 X 1/4" LG. LOW HEAD	036-12-404	16	8,9,10	520102001	1	SNAP RING, 1.06" INTERNAL	030-50-106	2	44,45	520112100	1
SHIELD, RIPPLE	11019700	1	40,41	11019550	1	SNAP RING, 1.56" INTERNAL	030-50-156	4	46,47	520112200	1
SHIELD, RIPPLE	11019700	1	42,43	11019600	1	SNAP RING, 1.56" INTERNAL	030-50-156	4	44,45	520112100	1
SHOE, CIRCUMFERENTIAL SHIFT FORK	11009100	4	12,13	520103000	1	SNAP RING, 1.625 INTERNAL	030-50-162	1	30,31	520108100	1
SHOULDER SCREW 3/8 X 7/8	035-10-614	2	8,9,10	520102001	1	SNAP RING, 1.625 INTERNAL	030-50-162	1	34,35	520108200	1
SIDE MOVEMENT, SIDE FRAME	11009800	2	12,13	520103000	1	SNAP RING, 1/4" DIA EXTERNAL	030-51-025	2	40,41	520110000	1
SIDE, MOVEMENT ACTUATOR	11010401	2	12,13	520103000	1	SNAP RING, 10MM EXTERNAL	030-40-010	1	36,37	520108201	1
SIDE, OSCILLATOR GEAR BOX	11003600	1	30,31	520108100	1	SNAP RING, 10MM EXTERNAL	030-40-010	1	32,33	520108101	1
SIDE, OSCILLATOR GEAR BOX	11003600	1	34,35	520108200	1	SNAP RING, 1-1/14" DIA INTERNAL	030-50-125	1	36,37	520108201	1
SINGLE DECK ASSEMBLY- QS	520100000	4	1,2,3	524000000	1	SNAP RING, 1-1/14" DIA INTERNAL	030-50-125	1	32,33	520108101	1
SKIRT, BOTTOM	11047680	1	58,59	11047650	1	SNAP RING, 1-3/16 EXTERNAL	030016	6	48,49	520113000	1
SKIRT, TOP	11047650	1	58,59	11047650	1	SNAP RING, 1-3/4" DIA INTERNAL	030-50-175	2	36,37	520108201	1
SLEEVE, BLANKET CYLINDER - OPERATOR SIDE	11011520	2	6,7	520102000	1	SNAP RING, 1-3/4" DIA INTERNAL	030-50-175	2	32,33	520108101	1
SLEEVE, BLANKET CYLINDER O.S.	11011520	2	8,9,10	520102001	1	SNAP RING, 25/32 EXTERNAL	030-51-078	1	46,47	520112200	1
SLEEVE, PLATE CYLINDER BEARING	11010450	2	12,13	520103000	1	SNAP RING, 25/32 EXTERNAL	030-51-078	1	44,45	520112100	1
SLEEVE, SIDE MOVEMENT	11010050	2	12,13	520103000	1	SNAP RING, 3/4" EXTERNAL	030-51-075	1	8,9,10	520102001	1
SLEEVE, SPLIT	11014650	8	74,75	524410000	1	SNAP RING, 3/4" EXTERNAL	030-51-075	1	6,7	520102000	1
SLIDER, OSCILLATOR KEY	11002900	2	28,29	520108000	1	SNAP RING, 7/8" EXTERNAL	030-51-087	2	36,37	520108201	1
SLIDER, VERTICAL OSCILLATOR	11003701	1	30,31	520108100	1	SNAP RING, 7/8" EXTERNAL	030-51-087	2	32,33	520108101	1



INDEX – ALPHABETICAL QUAD STACK™ SINGLE OSCILLATOR

PART DESCRIPTION	PART	QTY	PAGE	ASSEMBLY DWG	ASSY QTY	PART DESCRIPTION	PART	QTY	PAGE	ASSEMBLY DWG	ASSY QTY
SNAP RING,.046" EXTERNAL	030-51-046	3	46,47	520112200	1	SPACER, MICRO SWITCH	517640	1	82,83	524610000	1
SNAP RING,.046" EXTERNAL	030-51-046	1	36,37	520108201	1	SPACER, MITER GEAR SHAFT	11008352	1	54,55	520116000	1
SNAP RING,.046" EXTERNAL	030-51-046	1	32,33	520108101	1	SPACER, ROLLER	11000400	4	26,27	520107000	1
SNAP RING,.046" EXTERNAL	030-51-046	3	44,45	520112100	1	SPACER, ROLLER 1/2" LONG	11000410	4	26,27	520107000	1
SPACER	11003400	2	30,31	520108100	1	SPACER, SHORT	11030730	1	36,37	520108201	1
SPACER	11003400	2	34,35	520108200	1	SPACER, SHORT	11030730	1	32,33	520108101	1
SPACER	11008760	4	8,9,10	520102001	1	SPEED CONTROLLERS - STANDARD	524800000	1	1,86,87	524000000	1
SPACER	11020610	2	52,53	11020911	1	SPLINE, PLATE CYLINDER, MALE	11009500	2	12,13	520103000	1
SPACER	11020610	2	52,53	11020911	32	SPLINE, PLATE CYLINDER. GEAR MOUNT	11009601	2	12,13	520103000	1
SPACER, BEARING	11010860	2	8,9,10	520102001	1	SPUR GEAR	11008581	4	8,9,10	520102001	1
SPACER, BEARING	11010860	2	6,7	520102000	1	STANDARD OPERATOR DOORS	524610000	1	1,82,82	524000000	1
SPACER, BLANKET GEAR	11011020	2	66,67	520350000	2	STAND-OFF	11007751	2	54,55	520116000	1
SPACER, CLEEVE	11004350	2	26,27	520107000	1	STAND-OFF (FOR INPUT SHAFT)	11007901	1	54,55	520116000	1
SPACER, HINGE BLOCK	11047870	2	82,83	52461000	1	STEP ASSEMBLY - WELDMENT	11022653	1	56,57	520210000	1
SPACER, HINGE BLOCK	11047870	2	82,83	524610000	1	STIFFENER	11014700	2	74,75	524410000	1
SPACER, INK FOUNTAIN, LOWER	11001730	2	18,19	520104002	1	STIFFENER - LEFT	11047541	5	82,83	11012751	1
SPACER, INK FOUNTAIN, LOWER	11001730	2	20,21	520104003	1	STIFFENER - LEFT	11047541	1	82,83	11012801	1
SPACER, INK MOUNTING	11000420	4	38,39	520109000	1	STIFFENER - LEFT	11047541	5	82,83	11012751	1
SPACER, INK MOUNTING	11000550	4	38,39	520109000	1	STIFFENER - LEFT	11047541	1	82,83	11012801	1
SPACER, LONG	11030740	1	36,37	520108201	1	STIFFENER - RIGHT	11047551	1	82,83	11012751	1
SPACER, LONG	11030740	1	32,33	520108101	1	STIFFENER - RIGHT	11047551	5	82,83	11012801	1
SPACER, MICRO SWITCH	517630	1	82,83	52461000	1	STIFFENER - RIGHT	11047551	1	82,83	11012751	1
SPACER, MICRO SWITCH	517630	1	82,83	524610000	1	STIFFENER - RIGHT	11047551	5	82,83	11012801	1
SPACER, MICRO SWITCH	517640	1	82,83	52461000	1	STIFFENER, BASE FRAME	11023970	1	56,57	520210000	1



INDEX – ALPHABETICAL QUAD STACK™ SINGLE OSCILLATOR

PART DESCRIPTION	PART	QTY	PAGE	ASSEMBLY DWG	ASSY QTY	PART DESCRIPTION	PART	QTY	PAGE	ASSEMBLY DWG	ASSY QTY
STIFFENER, BASE FRAME	11023990	1	56,57	520210000	1	TOP	11047780	1	82,83	11012801	1
STIFFENER, FLAME CUT	11023980	1	56,57	11023990	1	TOP	11047780	1	82,83	11012751	1
STIFFENER, ROLLER COVER	11006760	12	76,77	524500000	1	TOP	11047780	1	82,83	11012801	1
STIFFENER, SIDE FRAME	11023850	1	56,57	520210000	1	TUBE	11002700	1	28,29	11002400	2
STRAIN RELIEF - PG29	048922	8	86,87	524800000	1	TUBE, AIR, CENTER & RIGHT	11030100	3	74,75	524410000	1
STRAIN RELIEF (HEYCO 5N-7)	046768	2	58,59	520220000	1	TUBE, AIR, LEFT BOTTOM	11030090	1	74,75	524410000	1
STRAINER, HYDRALIC SUCTION 1/2 NPT	090408	1	78,79,80	524510000	1	TUBE, AIR, RIGHT BOTTOM	11030080	1	74,75	524410000	1
STUD, 3/8-16 X 1.88 LG	090765	4	4,5	520101000	1	TUBE, AIR, TOP RIGHT	11030110	2	74,75	524410000	1
STUD, 3/8-16 X 1.88 LG	090765	4	26,27	520107000	1	TUBE, CUP-TO-CUP	11000280	6	84,85	524710000	1
STUD, CIRCUMFERENTIAL YOKE	11009050	4	12,13	520103000	1	TUBE, PLUG	11047620	2	82,83	11047600	1
STUD, FORM ROLLER HANGER MOUNTING	11020050	4	38,39	520109000	1	TUBE, PLUG	11047620	2	82,83	11047600	1
STUD, FORM ROLLER HANGER MOUNTING	11020100	4	38,39	520109000	1	TUBE, PLUG	11047620	2	82,83	11047600	1
SUPPORT, ELECTRICAL BOX	11029741	2	56,57	520210000	1	TUBE, PLUG	11047620	2	82,83	11047600	1
SUPPORT, ROLLER	2828150	2	58,59	520220000	1	TUBE, SUPPORT	11029070	1	56,57	11029741	2
SWITCH, HATCH	11013360	2	72,73	524300000	1	TUBE, WEB BREAK DETECTOR	11012940	1	58,59	520220000	1
SWITCH, INTERLOCK	11013290	2	72,73	524300000	1	TUBE, WIREWAY - OPERATOR SIDE PAGE 2	11047101	1	86,87	11047161	1
SWITCH, MICRO	041091	1	82,83	52461000	1	TUBING, 1/4" Ø STEEL .035 w.	053119	12	78,79,80	524510000	1
SWITCH, MICRO	041091	1	82,83	524610000	1	VALVE ASSEMBLY - MAC	051347	1	88	524910000	1
SWITCH, OIL PRESSURE	053097	1	78,79,80	524510000	1	VALVE, (MV608-6)	050158	1	84,85	11021290	2
SWITCH, SAFETY - MINARIK	041076	1	72,73	11013290	2	VALVE, 2-WAY GOGGLE DE-TENTED 1/8 NPT	051325	8	88	524910000	1
T CONNECTION, TUBE - 5.75" OAL	11014590	1	74,75	11030110	2	WASHER, #10 SPRING LOCK--ZINC	024-10-3	16	82,83	52461000	1
TIE BASE / MOD. PLATE	11025250	1	4,5	520101000	1	WASHER, 1/2 ID X .927 OD	005007	16	8,9,10	520102001	1
TIMING DIAL, BLANKET CYLINDER	11011800	1	1	524000000	1	WASHER, 1/2" HIGH COLLAR LOCK	024-30-8	3	54,55	520116000	1
TOP	11047780	1	82,83	11012751	1	WASHER, 1/2" HIGH COLLAR LOCK	024-30-8	1	62,63	520320000	1



INDEX – ALPHABETICAL QUAD STACK™ SINGLE OSCILLATOR

PART DESCRIPTION	PART	QTY	PAGE	ASSEMBLY DWG	ASSY QTY	PART DESCRIPTION	PART	QTY	PAGE	ASSEMBLY DWG	ASSY QTY
WASHER, 1/2" HIGH COLLAR LOCK	024-30-8	4	12,13	520103000	1	WASHER, 1/4" SPRING LOCK-ZINC	024-10-4	4	50,51	520114000	1
WASHER, 1/2" SPRING LOCK-ZINC	024-10-8	4	58,59	520220000	1	WASHER, 1/4" SPRING LOCK-ZINC	024-10-4	4	56,57	520210000	1
WASHER, 1/2" SPRING LOCK-ZINC	024-10-8	9	62,63	520320000	1	WASHER, 1/4" SPRING LOCK-ZINC	024-10-4	3	58,59	520220000	1
WASHER, 1/2" SPRING LOCK-ZINC	024-10-8	12	64,65	520340000	2	WASHER, 1/4" SPRING LOCK-ZINC	024-10-4	3	60,61	062050	2
WASHER, 1/2" SPRING LOCK-ZINC	024-10-8	12	66,67	520350000	2	WASHER, 1/4" SPRING LOCK-ZINC	024-10-4	6	62,63	520320000	1
WASHER, 1/2" SPRING LOCK-ZINC	024-10-8	2	8,9,10	520102001	1	WASHER, 1/4" SPRING LOCK-ZINC	024-10-4	8	72,73	524300000	1
WASHER, 1/2" SPRING LOCK-ZINC	024-10-8	4	16,17	520104001	1	WASHER, 1/4" SPRING LOCK-ZINC	024-10-4	4	74,75	524410000	1
WASHER, 1/2" SPRING LOCK-ZINC	024-10-8	4	18,19	520104002	1	WASHER, 1/4" SPRING LOCK-ZINC	024-10-4	12	78,79,80	524510000	1
WASHER, 1/2" SPRING LOCK-ZINC	024-10-8	4	20,21	520104003	1	WASHER, 1/4" SPRING LOCK-ZINC	024-10-4	8	82,83	52461000	1
WASHER, 1/2" SPRING LOCK-ZINC	024-10-8	2	4,5	520101000	1	WASHER, 1/4" SPRING LOCK-ZINC	024-10-4	2	84,85	11021852	6
WASHER, 1/2" SPRING LOCK-ZINC	024-10-8	2	6,7	520102000	1	WASHER, 1/4" SPRING LOCK-ZINC	024-10-4	2	84,85	11021290	2
WASHER, 1/2" SPRING LOCK-ZINC	024-10-8	4	14,15	520104000	1	WASHER, 1/4" SPRING LOCK-ZINC	024-10-4	16	8,9,10	520102001	1
WASHER, 1/2" STUD	080-30-8	6	62,63	520320000	1	WASHER, 1/4" SPRING LOCK-ZINC	024-10-4	8	82,83	524610000	1
WASHER, 1/2" STUD	080-30-8	4	16,17	520104001	1	WASHER, 1/4" SPRING LOCK-ZINC	024-10-4	4	4,5	520101000	1
WASHER, 1/2" STUD	080-30-8	4	18,19	520104002	1	WASHER, 1/4" SPRING LOCK-ZINC	024-10-4	14	6,7	520102000	1
WASHER, 1/2" STUD	080-30-8	4	20,21	520104003	1	WASHER, 3/4" CUT	080-40-12	2	26,27	520107000	1
WASHER, 1/2" STUD	080-30-8	4	14,15	520104000	1	WASHER, 3/4" HIGH COLLAR LOCK	024-30-12	4	56,57	520210000	1
WASHER, 1/4" FLAT SS	080-20-4	32	74,75	524410000	1	WASHER, 3/4" SPRING LOCK-ZINC	024-10-12	8	56,57	520210000	1
WASHER, 1/4" HIGH COLLAR LOCK	024-30-4	8	62,63	520320000	1	WASHER, 3/4" SPRING LOCK-ZINC	024-10-12	2	26,27	520107000	1
WASHER, 1/4" HIGH COLLAR LOCK	024-30-4	3	36,37	520108201	1	WASHER, 3/8" HIGH COLLAR LOCK	024-30-6	4	54,55	520116000	1
WASHER, 1/4" HIGH COLLAR LOCK	024-30-4	4	30,31	520108100	1	WASHER, 3/8" HIGH COLLAR LOCK	024-30-6	4	58,59	520220000	1
WASHER, 1/4" HIGH COLLAR LOCK	024-30-4	4	34,35	520108200	1	WASHER, 3/8" HIGH COLLAR LOCK	024-30-6	8	8,9,10	520102001	1
WASHER, 1/4" HIGH COLLAR LOCK	024-30-4	3	32,33	520108101	1	WASHER, 3/8" HIGH COLLAR LOCK	024-30-6	6	16,17	520104001	1
WASHER, 1/4" HIGH COLLAR LOCK	024-30-4	4	40,41	520110000	1	WASHER, 3/8" HIGH COLLAR LOCK	024-30-6	6	18,19	520104002	1



INDEX – ALPHABETICAL QUAD STACK™ SINGLE OSCILLATOR

PART DESCRIPTION	PART	QTY	PAGE	ASSEMBLY DWG	ASSY QTY	PART DESCRIPTION	PART	QTY	PAGE	ASSEMBLY DWG	ASSY QTY
WASHER, 3/8" HIGH COLLAR LOCK	024-30-6	6	20,21	520104003	1	WASHER, 3/8" STUD	080-30-6	8	82,83	524610000	1
WASHER, 3/8" HIGH COLLAR LOCK	024-30-6	8	6,7	520102000	1	WASHER, 3/8" STUD	080-30-6	2	26,27	520107000	1
WASHER, 3/8" HIGH COLLAR LOCK	024-30-6	6	14,15	520104000	1	WASHER, 5/16" HIGH COLLAR LOCK	024-30-5	4	36,37	520108201	1
WASHER, 3/8" HIGH COLLAR LOCK	024-30-6	1	30,31	520108100	1	WASHER, 5/16" HIGH COLLAR LOCK	024-30-5	8	12,13	520103000	1
WASHER, 3/8" HIGH COLLAR LOCK	024-30-6	1	34,35	520108200	1	WASHER, 5/16" HIGH COLLAR LOCK	024-30-5	4	32,33	520108101	1
WASHER, 3/8" Ø SPRING LOCK, ZINC	024-10-6	4	48,49	520113000	1	WASHER, 5/16" Ø SPRING LOCK, ZINC	024-10-5	12	50,51	520114000	1
WASHER, 3/8" Ø SPRING LOCK, ZINC	024-10-6	12	56,57	520210000	1	WASHER, 5/16" Ø SPRING LOCK, ZINC	024-10-5	2	54,55	520116000	1
WASHER, 3/8" Ø SPRING LOCK, ZINC	024-10-6	3	58,59	520220000	1	WASHER, 5/16" Ø SPRING LOCK, ZINC	024-10-5	8	58,59	520220000	1
WASHER, 3/8" Ø SPRING LOCK, ZINC	024-10-6	12	68,69	520360000	2	WASHER, 5/16" Ø SPRING LOCK, ZINC	024-10-5	3	62,63	520320000	1
WASHER, 3/8" Ø SPRING LOCK, ZINC	024-10-6	12	70,71	520370000	2	WASHER, 5/16" Ø SPRING LOCK, ZINC	024-10-5	6	74,75	524410000	1
WASHER, 3/8" Ø SPRING LOCK, ZINC	024-10-6	22	72,73	524300000	1	WASHER, 5/16" Ø SPRING LOCK, ZINC	024-10-5	4	78,79,80	524510000	1
WASHER, 3/8" Ø SPRING LOCK, ZINC	024-10-6	40	76,77	524500000	1	WASHER, 5/16" Ø SPRING LOCK, ZINC	024-10-5	8	86,87	524800000	1
WASHER, 3/8" Ø SPRING LOCK, ZINC	024-10-6	8	82,83	52461000	1	WASHER, 5/16" Ø SPRING LOCK, ZINC	024-10-5	2	36,37	520108201	1
WASHER, 3/8" Ø SPRING LOCK, ZINC	024-10-6	2	36,37	520108201	1	WASHER, 5/16" Ø SPRING LOCK, ZINC	024-10-5	16	8,9,10	520102001	1
WASHER, 3/8" Ø SPRING LOCK, ZINC	024-10-6	7	8,9,10	520102001	1	WASHER, 5/16" Ø SPRING LOCK, ZINC	024-10-5	16	6,7	520102000	1
WASHER, 3/8" Ø SPRING LOCK, ZINC	024-10-6	8	82,83	524610000	1	WASHER, 5/16" Ø SPRING LOCK, ZINC	024-10-5	4	28,29	520108000	1
WASHER, 3/8" Ø SPRING LOCK, ZINC	024-10-6	2	4,5	520101000	1	WASHER, 5/16" Ø SPRING LOCK, ZINC	024-10-5	2	30,31	520108100	1
WASHER, 3/8" Ø SPRING LOCK, ZINC	024-10-6	7	6,7	520102000	1	WASHER, 5/16" Ø SPRING LOCK, ZINC	024-10-5	2	34,35	520108200	1
WASHER, 3/8" Ø SPRING LOCK, ZINC	024-10-6	2	12,13	520103000	1	WASHER, 5/16" Ø SPRING LOCK, ZINC	024-10-5	2	32,33	520108101	1
WASHER, 3/8" Ø SPRING LOCK, ZINC	024-10-6	2	26,27	520107000	1	WASHER, 5/16" STUD	080-30-5	8	50,51	520114000	1
WASHER, 3/8" Ø SPRING LOCK, ZINC	024-10-6	6	30,31	520108100	1	WASHER, 5/16" STUD	080-30-5	4	58,59	520220000	1
WASHER, 3/8" Ø SPRING LOCK, ZINC	024-10-6	6	34,35	520108200	1	WASHER, 5/16" STUD	080-30-5	4	78,79,80	524510000	1
WASHER, 3/8" Ø SPRING LOCK, ZINC	024-10-6	2	32,33	520108101	1	WASHER, 5/8" HIGH COLLAR LOCK	024-30-10	6	4,5	520101000	1
WASHER, 3/8" STUD	080-30-6	8	82,83	52461000	1	WASHER, 5/8" SPRING LOCK- ZINC	024-10-10	4	56,57	520210000	1



INDEX – ALPHABETICAL QUAD STACK™ SINGLE OSCILLATOR

PART DESCRIPTION	PART	QTY	PAGE	ASSEMBLY DWG	ASSY QTY	PART DESCRIPTION	PART	QTY	PAGE	ASSEMBLY DWG	ASSY QTY
WASHER, 5/8" SPRING LOCK- ZINC	024-10-10	4	8,9,10	520102001	1	WASHER, HANGER BRACKET	11006350	12	38,39	520109000	1
WASHER, 5/8" SPRING LOCK-ZINC	024-10-10	4	6,7	520102000	1	WASHER, INK SKIMMER	11023160	4	24,25	520106000	1
WASHER, 5/8" SPRING LOCK-ZINC	024-10-10	2	12,13	520103000	1	WASHER, PLATE CYLINDER	11009450	2	70,71	520370000	2
WASHER, 7/8" HIGH COLLAR LOCK	024-30-14	2	56,57	520210000	1	WASHER, PLATE CYLINDER. BEARING	11010150	2	12,13	520103000	1
WASHER, 7/8" SPRING LOCK-ZINC	024-10-14	2	56,57	520210000	1	WASHER, SPLINE CLAMP	11009350	2	8,9,10	520102001	1
WASHER, FLAT #10	080-10-3	8	82,83	52461000	1	WASHER, SPLINE CLAMP	11009350	2	6,7	520102000	1
WASHER, FLAT #10	080-10-3	8	82,83	524610000	1	WASHER, SPLINE CLAMP	11009350	2	12,13	520103000	1
WASHER, FLAT 1/4"	080-10-4	99	78,79,80	524510000	1	WASHER, THRUST (TRA-1220)	005001	1	30,31	520108100	1
WASHER, FLAT 1/4"	080-10-4	8	82,83	52461000	1	WASHER, THRUST (TRA-1220)	005001	1	34,35	520108200	1
WASHER, FLAT 1/4"	080-10-4	8	82,83	524610000	1	WASHER, THRUST (TRB-1220)	005001	2	12,13	520103000	1
WASHER, FLAT 3/8"	080-10-6	1	58,59	520220000	1	WASHER, THRUST (TRB-1220)	005004	1	30,31	520108100	1
WASHER, FLAT 3/8"	080-10-6	22	72,73	524300000	1	WASHER, THRUST (TRB-1220)	005004	1	34,35	520108200	1
WASHER, FLAT 3/8"	080-10-6	40	76,77	524500000	1	WASHER, THRUST, .627 ID x 1.115 OD X .06 (BIN)	005006	2	12,13	520103000	1
WASHER, FLAT 3/8"	080-10-6	2	78,79,80	524510000	1	WASHER, THRUST .50 ID X .937 OD.	005036	8	8,9,10	520102001	1
WASHER, FLAT 3/8"	080-10-6	2	36,37	520108201	1	WATER DRIVE ASSEMBLY	520113000	1	2,3,48,49	520100000	4
WASHER, FLAT 3/8"	080-10-6	4	8,9,10	520102001	1	WATER PAN ASSEMBLY	520111000	1	2,3, 42,43	520100000	4
WASHER, FLAT 3/8"	080-10-6	4	6,7	520102000	1	WATER SYSTEM, SINGLE OSCILLATOR - 4 HIGH	524710000	1	1,84,85	524000000	1
WASHER, FLAT 3/8"	080-10-6	2	12,13	520103000	1	WEAR STRIP, DAMPENER SHAFT	11020260	2	46,47	520112200	1
WASHER, FLAT 3/8"	080-10-6	2	30,31	520108100	1	WEAR STRIP, DAMPENER SHAFT	11020260	2	44,45	520112100	1
WASHER, FLAT 3/8"	080-10-6	2	34,35	520108200	1	WELDMENT, COVER - TOP SKIRT	11030141	1	58,59	520220000	1
WASHER, FLAT 3/8"	080-10-6	2	32,33	520108101	1	WELDMENT, LEFT HAND DOOR	11012751	1	82,83	52461000	1
WASHER, FLAT 5/16"	080-10-5	8	86,87	524800000	1	WELDMENT, LEFT HAND DOOR	11012751	1	82,83	524610000	1
WASHER, FLAT 9/16"	080-10-9	2	46,47	520112200	1	WELDMENT, RIGHT HAND DOOR	11012801	1	82,83	52461000	1
WASHER, FLAT 9/16"	080-10-9	2	44,45	520112100	1	WELDMENT, RIGHT HAND DOOR	11012801	1	82,83	524610000	1



INDEX – ALPHABETICAL QUAD STACK™ SINGLE OSCILLATOR

PART DESCRIPTION	PART	QTY	PAGE	ASSEMBLY DWG	ASSY QTY
WELDMENT, WIREWAY - PAGE 1	11047171	1	86,87	524800000	1
WELDMENT, WIREWAY - PAGE 2	11047161	1	86,87	524800000	1
WIRE CLOTH	090423	1	74,75	11014680	1
WIRE CLOTH	11014680	1	74,75	11014690	1
WORM, GEAR	11008590	4	8,9,10	520102001	1
YOKE, CIRCUMFERENTIAL	11009000	2	12,13	520103000	1



INDEX – NUMERICAL QUAD STACK™ SINGLE OSCILLATOR

PART	PART DESCRIPTION	QTY	PAGE	ASSEMBLY DWG	ASSY QTY	PART	PART DESCRIPTION	QTY	PAGE	ASSEMBLY DWG	ASSY QTY
024-10-3	WASHER, #10 SPRING LOCK-ZINC	16	82,83	52461000	1	024-10-5	WASHER, 5/16" Ø SPRING LOCK, ZINC	16	6,7	520102000	1
024-10-4	WASHER, 1/4" SPRING LOCK-ZINC	4	50,51	520114000	1	024-10-5	WASHER, 5/16" Ø SPRING LOCK, ZINC	4	28,29	520108000	1
024-10-4	WASHER, 1/4" SPRING LOCK-ZINC	4	56,57	520210000	1	024-10-5	WASHER, 5/16" Ø SPRING LOCK, ZINC	2	30,31	520108100	1
024-10-4	WASHER, 1/4" SPRING LOCK-ZINC	3	58,59	520220000	1	024-10-5	WASHER, 5/16" Ø SPRING LOCK, ZINC	2	34,35	520108200	1
024-10-4	WASHER, 1/4" SPRING LOCK-ZINC	3	60,61	062050	2	024-10-5	WASHER, 5/16" Ø SPRING LOCK, ZINC	2	32,33	520108101	1
024-10-4	WASHER, 1/4" SPRING LOCK-ZINC	6	62,63	520320000	1	024-10-6	WASHER, 3/8" Ø SPRING LOCK, ZINC	4	48,49	520113000	1
024-10-4	WASHER, 1/4" SPRING LOCK-ZINC	8	72,73	524300000	1	024-10-6	WASHER, 3/8" Ø SPRING LOCK, ZINC	12	56,57	520210000	1
024-10-4	WASHER, 1/4" SPRING LOCK-ZINC	4	74,75	524410000	1	024-10-6	WASHER, 3/8" Ø SPRING LOCK, ZINC	3	58,59	520220000	1
024-10-4	WASHER, 1/4" SPRING LOCK-ZINC	12	78,79,80	524510000	1	024-10-6	WASHER, 3/8" Ø SPRING LOCK, ZINC	12	68,69	520360000	2
024-10-4	WASHER, 1/4" SPRING LOCK-ZINC	8	82,83	52461000	1	024-10-6	WASHER, 3/8" Ø SPRING LOCK, ZINC	12	70,71	520370000	2
024-10-4	WASHER, 1/4" SPRING LOCK-ZINC	2	84,85	11021852	6	024-10-6	WASHER, 3/8" Ø SPRING LOCK, ZINC	22	72,73	524300000	1
024-10-4	WASHER, 1/4" SPRING LOCK-ZINC	2	84,85	11021290	2	024-10-6	WASHER, 3/8" Ø SPRING LOCK, ZINC	40	76,77	524500000	1
024-10-4	WASHER, 1/4" SPRING LOCK-ZINC	16	8,9,10	520102001	1	024-10-6	WASHER, 3/8" Ø SPRING LOCK, ZINC	8	82,83	52461000	1
024-10-4	WASHER, 1/4" SPRING LOCK-ZINC	8	82,83	524610000	1	024-10-6	WASHER, 3/8" Ø SPRING LOCK, ZINC	2	36,37	520108201	1
024-10-4	WASHER, 1/4" SPRING LOCK-ZINC	4	4,5	520101000	1	024-10-6	WASHER, 3/8" Ø SPRING LOCK, ZINC	7	8,9,10	520102001	1
024-10-4	WASHER, 1/4" SPRING LOCK-ZINC	14	6,7	520102000	1	024-10-6	WASHER, 3/8" Ø SPRING LOCK, ZINC	8	82,83	524610000	1
024-10-5	WASHER, 5/16" Ø SPRING LOCK, ZINC	12	50,51	520114000	1	024-10-6	WASHER, 3/8" Ø SPRING LOCK, ZINC	2	4,5	520101000	1
024-10-5	WASHER, 5/16" Ø SPRING LOCK, ZINC	2	54,55	520116000	1	024-10-6	WASHER, 3/8" Ø SPRING LOCK, ZINC	7	6,7	520102000	1
024-10-5	WASHER, 5/16" Ø SPRING LOCK, ZINC	8	58,59	520220000	1	024-10-6	WASHER, 3/8" Ø SPRING LOCK, ZINC	2	12,13	520103000	1
024-10-5	WASHER, 5/16" Ø SPRING LOCK, ZINC	3	62,63	520320000	1	024-10-6	WASHER, 3/8" Ø SPRING LOCK, ZINC	2	26,27	520107000	1
024-10-5	WASHER, 5/16" Ø SPRING LOCK, ZINC	6	74,75	524410000	1	024-10-6	WASHER, 3/8" Ø SPRING LOCK, ZINC	6	30,31	520108100	1
024-10-5	WASHER, 5/16" Ø SPRING LOCK, ZINC	4	78,79,80	524510000	1	024-10-6	WASHER, 3/8" Ø SPRING LOCK, ZINC	6	34,35	520108200	1
024-10-5	WASHER, 5/16" Ø SPRING LOCK, ZINC	8	86,87	524800000	1	024-10-6	WASHER, 3/8" Ø SPRING LOCK, ZINC	2	32,33	520108101	1
024-10-5	WASHER, 5/16" Ø SPRING LOCK, ZINC	2	36,37	520108201	1	024-10-8	WASHER, 1/2" SPRING LOCK-ZINC	4	58,59	520220000	1
024-10-5	WASHER, 5/16" Ø SPRING LOCK, ZINC	16	8,9,10	520102001	1	024-10-8	WASHER, 1/2" SPRING LOCK-ZINC	9	62,63	520320000	1



INDEX – NUMERICAL QUAD STACK™ SINGLE OSCILLATOR

PART	PART DESCRIPTION	QTY	PAGE	ASSEMBLY DWG	ASSY QTY	PART	PART DESCRIPTION	QTY	PAGE	ASSEMBLY DWG	ASSY QTY
024-10-8	WASHER, 1/2" SPRING LOCK-ZINC	12	64,65	520340000	2	024-30-6	WASHER, 3/8" HIGH COLLAR LOCK	4	54,55	520116000	1
024-10-8	WASHER, 1/2" SPRING LOCK-ZINC	12	66,67	520350000	2	024-30-6	WASHER, 3/8" HIGH COLLAR LOCK	4	58,59	520220000	1
024-10-8	WASHER, 1/2" SPRING LOCK-ZINC	2	8,9,10	520102001	1	024-30-6	WASHER, 3/8" HIGH COLLAR LOCK	8	8,9,10	520102001	1
024-10-8	WASHER, 1/2" SPRING LOCK-ZINC	4	16,17	520104001	1	024-30-6	WASHER, 3/8" HIGH COLLAR LOCK	6	16,17	520104001	1
024-10-8	WASHER, 1/2" SPRING LOCK-ZINC	4	18,19	520104002	1	024-30-6	WASHER, 3/8" HIGH COLLAR LOCK	6	18,19	520104002	1
024-10-8	WASHER, 1/2" SPRING LOCK-ZINC	4	20,21	520104003	1	024-30-6	WASHER, 3/8" HIGH COLLAR LOCK	6	20,21	520104003	1
024-10-8	WASHER, 1/2" SPRING LOCK-ZINC	2	4,5	520101000	1	024-30-6	WASHER, 3/8" HIGH COLLAR LOCK	8	6,7	520102000	1
024-10-8	WASHER, 1/2" SPRING LOCK-ZINC	2	6,7	520102000	1	024-30-6	WASHER, 3/8" HIGH COLLAR LOCK	6	14,15	520104000	1
024-10-8	WASHER, 1/2" SPRING LOCK-ZINC	4	14,15	520104000	1	024-30-6	WASHER, 3/8" HIGH COLLAR LOCK	1	30,31	520108100	1
024-10-10	WASHER, 5/8" SPRING LOCK- ZINC	4	56,57	520210000	1	024-30-6	WASHER, 3/8" HIGH COLLAR LOCK	1	34,35	520108200	1
024-10-10	WASHER, 5/8" SPRING LOCK- ZINC	4	8,9,10	520102001	1	024-30-8	WASHER, 1/2" HIGH COLLAR LOCK	3	54,55	520116000	1
024-10-10	WASHER, 5/8" SPRING LOCK-ZINC	4	6,7	520102000	1	024-30-8	WASHER, 1/2" HIGH COLLAR LOCK	1	62,63	520320000	1
024-10-10	WASHER, 5/8" SPRING LOCK-ZINC	2	12,13	520103000	1	024-30-8	WASHER, 1/2" HIGH COLLAR LOCK	4	12,13	520103000	1
024-10-12	WASHER, 3/4" SPRING LOCK-ZINC	8	56,57	520210000	1	024-30-10	WASHER, 5/8" HIGH COLLAR LOCK	6	4,5	520101000	1
024-10-12	WASHER, 3/4" SPRING LOCK-ZINC	2	26,27	520107000	1	024-30-12	WASHER, 3/4" HIGH COLLAR LOCK	4	56,57	520210000	1
024-10-14	WASHER, 7/8" SPRING LOCK-ZINC	2	56,57	520210000	1	024-30-14	WASHER, 7/8" HIGH COLLAR LOCK	2	56,57	520210000	1
024-30-4	WASHER, 1/4" HIGH COLLAR LOCK	8	62,63	520320000	1	030-40-010	SNAP RING, 10MM EXTERNAL	1	36,37	520108201	1
024-30-4	WASHER, 1/4" HIGH COLLAR LOCK	3	36,37	520108201	1	030-40-010	SNAP RING, 10MM EXTERNAL	1	32,33	520108101	1
024-30-4	WASHER, 1/4" HIGH COLLAR LOCK	4	30,31	520108100	1	030-50-106	SNAP RING, 1.06" INTERNAL	2	46,47	520112200	1
024-30-4	WASHER, 1/4" HIGH COLLAR LOCK	4	34,35	520108200	1	030-50-106	SNAP RING, 1.06" INTERNAL	2	44,45	520112100	1
024-30-4	WASHER, 1/4" HIGH COLLAR LOCK	3	32,33	520108101	1	030-50-125	SNAP RING, 1-1/14" DIA INTERNAL	1	36,37	520108201	1
024-30-4	WASHER, 1/4" HIGH COLLAR LOCK	4	40,41	520110000	1	030-50-125	SNAP RING, 1-1/14" DIA INTERNAL	1	32,33	520108101	1
024-30-5	WASHER, 5/16" HIGH COLLAR LOCK	4	36,37	520108201	1	030-50-156	SNAP RING, 1.56" INTERNAL	4	46,47	520112200	1
024-30-5	WASHER, 5/16" HIGH COLLAR LOCK	8	12,13	520103000	1	030-50-156	SNAP RING, 1.56" INTERNAL	4	44,45	520112100	1
024-30-5	WASHER, 5/16" HIGH COLLAR LOCK	4	32,33	520108101	1	030-50-162	SNAP RING, 1.625" INTERNAL	1	30,31	520108100	1



INDEX – NUMERICAL QUAD STACK™ SINGLE OSCILLATOR

PART	PART DESCRIPTION	QTY	PAGE	ASSEMBLY DWG	ASSY QTY	PART	PART DESCRIPTION	QTY	PAGE	ASSEMBLY DWG	ASSY QTY
030-50-162	SNAP RING, 1.625 INTERNAL	1	34,35	520108200	1	036-10-408	SHCS, 1/4-20 X 1/2" LG	2	50,51	520114000	1
030-50-175	SNAP RING, 1-3/4" DIA INTERNAL	2	36,37	520108201	1	036-10-408	SHCS, 1/4-20 X 1/2" LG	8	72,73	524300000	1
030-50-175	SNAP RING, 1-3/4" DIA INTERNAL	2	32,33	520108101	1	036-10-408	SHCS, 1/4-20 X 1/2" LG	6	78,79,80	524510000	1
030-51-025	SNAP RING, 1/4" DIA EXTERNAL	2	40,41	520110000	1	036-10-408	SHCS, 1/4-20 X 1/2" LG	4	40,41	520110000	1
030-51-046	SNAP RING,.046" EXTERNAL	3	46,47	520112200	1	036-10-408	SHCS, 1/4-20 X 1/2" LG	2	44,45	520112100	1
030-51-046	SNAP RING,.046" EXTERNAL	1	36,37	520108201	1	036-10-410	SHCS, 1/4-20 X 5/16" LG	8	62,63	520320000	1
030-51-046	SNAP RING,.046" EXTERNAL	1	32,33	520108101	1	036-10-410	SHCS, 1/4-20 X 5/16" LG	10	78,79,80	524510000	1
030-51-046	SNAP RING,.046" EXTERNAL	3	44,45	520112100	1	036-10-410	SHCS, 1/4-20 X 5/16" LG	4	30,31	520108100	1
030-51-075	SNAP RING, 3/4" EXTERNAL	1	8,9,10	520102001	1	036-10-410	SHCS, 1/4-20 X 5/16" LG	4	34,35	520108200	1
030-51-075	SNAP RING, 3/4" EXTERNAL	1	6,7	520102000	1	036-10-412	SHCS, 1/4-20 X 3/4" LG	4	56,57	520210000	1
030-51-078	SNAP RING, 25/32 EXTERNAL	1	46,47	520112200	1	036-10-412	SHCS, 1/4-20 X 3/4" LG	16	78,79,80	524510000	1
030-51-078	SNAP RING, 25/32 EXTERNAL	1	44,45	520112100	1	036-10-412	SHCS, 1/4-20 X 3/4" LG	3	36,37	520108201	1
030-51-087	SNAP RING, 7/8" EXTERNAL	2	36,37	520108201	1	036-10-412	SHCS, 1/4-20 X 3/4" LG	3	32,33	520108101	1
030-51-087	SNAP RING, 7/8" EXTERNAL	2	32,33	520108101	1	036-10-416	SHCS, 1/4-20 X 1.0" LG	4	58,59	520220000	1
030-51-156	SNAP RING EXTERNAL 1-9/16"	2	60,61	520310000	1	036-10-416	SHCS, 1/4-20 X 1.0" LG	24	74,75	524410000	1
031-10-410	ROLL PIN, 1/4-20 X 5/8" LONG	4	28,29	520108000	1	036-10-416	SHCS, 1/4-20 X 1.0" LG	8	82,83	52461000	1
031-10-412	ROLL PIN, 1/4" DIAMETER X 3/4"	2	8,9,10	520102001	1	036-10-416	SHCS, 1/4-20 X 1.0" LG	4	16,17	520104001	1
031-10-412	ROLL PIN, 1/4" DIAMETER X 3/4"	2	6,7	520102000	1	036-10-416	SHCS, 1/4-20 X 1.0" LG	4	18,19	520104002	1
035-10-614	SHOULDER SCREW 3/8 X 7/8	2	8,9,10	520102001	1	036-10-416	SHCS, 1/4-20 X 1.0" LG	4	20,21	520104003	1
035-10-614	SCREW, SHOULDER 3/8 X 7/8	2	6,7	520102000	1	036-10-416	SHCS, 1/4-20 X 1.0" LG	8	82,83	524610000	1
035-10-820	SCREW, SHOULDER 1/2 X 1 1/4	1	12,13	11009050	1	036-10-416	SHCS, 1/4-20 X 1.0" LG	4	14,15	520104000	1
035-10-828	SCREW, SHOULDER 1/2 X 1 3/4	1	58,59	520220000	1	036-10-420	SHCS, 1/4-20 X 1.25" LG	3	58,59	520220000	1
035-10-1010	SCREW, SHOULDER 5/8" X 5/8"	4	24,25	520106000	1	036-10-420	SHCS, 1/4-20 X 1.25" LG	2	40,41	520110000	1
036-10-408	SHCS, 1/4-20 X 1/2" LG	1	46,47	520112200	1	036-10-424	SHCS, 1/4-20 X 1.50" LG.	8	8,9,10	520102001	1
036-10-408	SHCS, 1/4-20 X 1/2" LG	4	48,49	520113000	1	036-10-436	SHCS, 1/4-20 X 2-1/4" LG	4	16,17	520104001	1



INDEX – NUMERICAL QUAD STACK™ SINGLE OSCILLATOR

PART	PART DESCRIPTION	QTY	PAGE	ASSEMBLY DWG	ASSY QTY	PART	PART DESCRIPTION	QTY	PAGE	ASSEMBLY DWG	ASSY QTY
036-10-436	SHCS, 1/4-20 X 2-1/4" LG	4	18,19	520104002	1	036-10-612	SHCS, 3/8-16 UNC X 3/4" LG	22	72,73	524300000	1
036-10-436	SHCS, 1/4-20 X 2-1/4" LG	4	20,21	520104003	1	036-10-612	SHCS, 3/8-16 UNC X 3/4" LG	2	78,79,80	524510000	1
036-10-436	SHCS, 1/4-20 X 2-1/4" LG	4	4,5	520101000	1	036-10-616	SHCS, 3/8-16 UNC X 1" LG	16	76,77	524500000	1
036-10-436	SHCS, 1/4-20 X 2-1/4" LG	14	6,7	520102000	1	036-10-616	SHCS, 3/8-16 UNC X 1" LG	2	36,37	520108201	1
036-10-436	SHCS, 1/4-20 X 2-1/4" LG	4	14,15	520104000	1	036-10-616	SHCS, 3/8-16 UNC X 1" LG	6	16,17	520104001	1
036-10-506	SHCS, 5/16-18 X 3/8" LG	2	8,9,10	520102001	1	036-10-616	SHCS, 3/8-16 UNC X 1" LG	6	18,19	520104002	1
036-10-506	SHCS, 5/16-18 X 3/8" LG	2	6,7	520102000	1	036-10-616	SHCS, 3/8-16 UNC X 1" LG	6	20,21	520104003	1
036-10-512	SHCS, 5/16-18 X 3/4" LG	1	54,55	520116000	1	036-10-616	SHCS, 3/8-16 UNC X 1" LG	6	14,15	520104000	1
036-10-512	SHCS, 5/16-18 X 3/4" LG	2	74,75	524410000	1	036-10-616	SHCS, 3/8-16 UNC X 1" LG	2	26,27	520107000	1
036-10-512	SHCS, 5/16-18 X 3/4" LG	4	36,37	520108201	1	036-10-616	SHCS, 3/8-16 UNC X 1" LG	2	30,31	520108100	1
036-10-512	SHCS, 5/16-18 X 3/4" LG	16	8,9,10	520102001	1	036-10-616	SHCS, 3/8-16 UNC X 1" LG	2	34,35	520108200	1
036-10-512	SHCS, 5/16-18 X 3/4" LG	16	6,7	520102000	1	036-10-616	SHCS, 3/8-16 UNC X 1" LG	2	32,33	520108101	1
036-10-512	SHCS, 5/16-18 X 3/4" LG	4	32,33	520108101	1	036-10-620	SHCS, 3/8-16 UNC X 1.25" LG	4	48,49	520113000	1
036-10-516	SHCS, 5/16-18 1" LG	4	74,75	524410000	1	036-10-620	SHCS, 3/8-16 UNC X 1.25" LG	12	68,69	520360000	2
036-10-516	SHCS, 5/16-18 1" LG	4	12,13	520103000	1	036-10-624	SHCS, 3/8-16 UNC X 1.50" LG	2	4,5	520101000	1
036-10-520	SHCS, 5/16-18 X 1.25" LG	9	58,59	520220000	1	036-10-636	SHCS, 3/8-16 UNC X 2-1/4" LG	2	54,55	520116000	1
036-10-524	SHCS, 5/16-18 X 1-1/2" LG	3	62,63	520320000	1	036-10-636	SHCS, 3/8-16 UNC X 2-1/4" LH	12	70,71	520370000	2
036-10-524	SHCS, 5/16-18 X 1-1/2" LG	4	28,29	520108000	1	036-10-640	SHCS, 3/8-16 UNC X 2.5" LG	4	58,59	520220000	1
036-10-528	SHCS, 5/16-18 X 1-3/4 LG	2	12,13	520103000	1	036-10-640	SHCS, 3/8-16 UNC X 2.5" LG	1	8,9,10	520102001	1
036-10-544	SHCS, 5/16-18 UNC X 2-3/4" LG	2	36,37	520108201	1	036-10-640	SHCS, 3/8-16 UNC X 2.5" LG	1	6,7	520102000	1
036-10-544	SHCS, 5/16-18 UNC X 2-3/4" LG	2	32,33	520108101	1	036-10-648	SHCS, 3/8-16 UNC X 3.0" LG	4	56,57	520210000	1
036-10-552	SHCS, 5/16-18 UNC X 3 1/4" LG	4	12,13	520103000	1	036-10-648	SHCS, 3/8-16 UNC X 3.0" LG	4	30,31	520108100	1
036-10-556	SHCS, 5/16-18 UNC X 3 1/4" LG	2	30,31	520108100	1	036-10-648	SHCS, 3/8-16 UNC X 3.0" LG	4	34,35	520108200	1
036-10-556	SHCS, 5/16-18 UNC X 3 1/4" LG	2	34,35	520108200	1	036-10-652	SHCS, 3/8-16 UNC X 3.25" LG	1	30,31	520108100	1
036-10-612	SHCS, 3/8-16 UNC X 3/4" LG	3	58,59	520220000	1	036-10-652	SHCS, 3/8-16 UNC X 3.25" LG	1	34,35	520108200	1



INDEX – NUMERICAL QUAD STACK™ SINGLE OSCILLATOR

PART	PART DESCRIPTION	QTY	PAGE	ASSEMBLY DWG	ASSY QTY	PART	PART DESCRIPTION	QTY	PAGE	ASSEMBLY DWG	ASSY QTY
036-10-688	SHCS, 3/8-16 UNC X 5.5" LG	2	54,55	520116000	1	036-10-9912	SHCS, 10-24 UNC X .75 LG	8	82,83	524610000	1
036-10-816	SHCS, 1/-13 UNC X 1" LG	2	8,9,10	520102001	1	036-12-404	SHCS, 1/4-20 X 1/4" LG. LOW HEAD	16	8,9,10	520102001	1
036-10-816	SHCS, 1/-13 UNC X 1" LG	2	6,7	520102000	1	036-12-616	SHCS, 3/8-16 UNC X 1" LG LOW HEAD	8	8,9,10	520102001	1
036-10-824	SHCS, 1/2-13 UNC X 1.5" LG	2	62,63	520320000	1	036-12-616	SHCS, 3/8-16 UNC X 1" LG LOW HEAD	8	6,7	520102000	1
036-10-824	SHCS, 1/2-13 UNC X 1.5" LG	12	64,65	520340000	2	036-18-824	SHCS, 1/2-13 UNC X 1.5" LG	4	6,7	11009180	2
036-10-824	SHCS, 1/2-13 UNC X 1.5" LG	1	8,9,10	520102001	1	036-20-1436	SHCS, 7/8-14 UNF X 2.25 LG	2	56,57	520210000	1
036-10-824	SHCS, 1/2-13 UNC X 1.5" LG	4	8,9,10	031088	1	036-20-9912	SHCS, 10-32 UNF X .75 LG	8	48,49	520113000	1
036-10-824	SHCS, 1/2-13 UNC X 1.5" LG	4	8,9,10	031088	1	036-50-408	FHCS, 1/4-20 UNC X 1/2" LG	4	46,47	520112200	1
036-10-824	SHCS, 1/2-13 UNC X 1.5" LG	1	6,7	520102000	1	036-50-408	FHCS, 1/4-20 UNC X 1/2" LG	4	44,45	520112100	1
036-10-824	SHCS, 1/2-13 UNC X 1.5" LG	4	12,13	520103000	1	036-50-412	FHCS, 1/4-20 UNC X 3/4" LG	2	58,59	520220000	1
036-10-828	SHCS, 1/2-13 UNC X 1.75" LG	4	58,59	520220000	1	036-50-508	FHCS, 5/16-18 UNC X 1/2" LG	12	16,17	520104001	1
036-10-828	SHCS, 1/2-13 UNC X 1.75" LG	4	62,63	520320000	1	036-50-508	FHCS, 5/16-18 UNC X 1/2" LG	12	18,19	520104002	1
036-10-832	SHCS, 1/2-13 UNC X 2.0" LG	4	4,5	520101000	1	036-50-508	FHCS, 5/16-18 UNC X 1/2" LG	12	20,21	520104003	1
036-10-840	SHCS, 1/2-13 UNC X 2.5" LG	2	54,55	520116000	1	036-50-508	FHCS, 5/16-18 UNC X 1/2" LG	12	14,15	520104000	1
036-10-840	SHCS, 1/2-13 UNC X 2.5" LG	1	62,63	520320000	1	036-50-612	FHCS, 3/8-16 UNC X 3/4" LG.	8	78,79,80	524510000	1
036-10-844	SHCS, 1/2-13 UNC X 2.75" LG	12	66,67	520350000	2	036-50-832	FHCS, 1/2-13 UNC X 2" LG	4	16,17	520104001	1
036-10-848	SHCS, 1/2-13 UNC X 3" LG	5	62,63	520320000	1	036-50-832	FHCS, 1/2-13 UNC X 2" LG	4	18,19	520104002	1
036-10-856	SHCS, 1/2-13 UNC X 3.5" LG	1	60,61	520310000	1	036-50-832	FHCS, 1/2-13 UNC X 2" LG	4	20,21	520104003	1
036-10-888	SHCS, 1/2-13 UNC X 5.5" LG	1	54,55	520116000	1	036-50-832	FHCS, 1/2-13 UNC X 2" LG	4	14,15	520104000	1
036-10-1036	SHCS, 5/8-11 X 2-1/4" LONG	6	4,5	520101000	1	036-50-9808	FHCS, 8-32 X 1/2" LG	54	86,87	524800000	1
036-10-1040	SHCS, 5/8-11 X 2.5" LG.	4	58,59	520220000	1	036-60-9008	FHCS, 10-24 UNF X 1/2" LG	2	72,73	524300000	1
036-10-1240	SHCS, 3/4-10 UNC X 2.5" LG	8	56,57	520210000	1	037-10-408	HHCS, 1/4-20 UNC X 1/2" LG	2	46,47	520112200	1
036-10-9604	SHCS #6-32 X 3/8 LG	4	82,83	524610000	1	037-10-408	HHCS, 1/4-20 UNC X 1/2" LG	2	50,51	520114000	1
036-10-9604	SHCS #6-32 X 3/8 LG	4	82,83	524610000	1	037-10-408	HHCS, 1/4-20 UNC X 1/2" LG	4	62,63	520320000	1
036-10-9912	SHCS, 10-24 UNC X .75 LG	8	82,83	524610000	1	037-10-408	HHCS, 1/4-20 UNC X 1/2" LG	2	44,45	520112100	1



INDEX – NUMERICAL QUAD STACK™ SINGLE OSCILLATOR

PART	PART DESCRIPTION	QTY	PAGE	ASSEMBLY DWG	ASSY QTY	PART	PART DESCRIPTION	QTY	PAGE	ASSEMBLY DWG	ASSY QTY
037-10-412	HHCS, 1/4-20 UNC X 3/4" LG	2	62,63	520320000	1	037-10-844	HHCS, 1/2-13 X 2-3/4"	4	14,15	520104000	1
037-10-412	HHCS, 1/4-20 UNC X 3/4" LG	2	78,79,80	524510000	1	037-10-1024	HHCS, 5/8-11 UNC X 1-1/2" LG	4	8,9,10	520102001	1
037-10-412	HHCS, 1/4-20 UNC X 3/4" LG	2	84,85	11021852	6	037-10-1024	HHCS, 5/8-11 UNC X 1-1/2" LG	4	6,7	520102000	1
037-10-412	HHCS, 1/4-20 UNC X 3/4" LG	2	84,85	11021290	2	037-10-1024	HHCS, 5/8-11 UNC X 1-1/2" LG	2	12,13	520103000	1
037-10-416	HHCS, 1/4-20 UNC X 1" LH	4	74,75	524410000	1	037-10-1048	HHCS, 5/8-11UNC X 3.0" LG	4	56,57	520210000	1
037-10-428	HHCS, 1/4-20 UNC X 1-3/4 LG	3	60,61	062050	2	037-10-1252	HHCS, 3/4-10 UNC X 3.25" LG	4	56,57	520210000	1
037-10-510	HHCS, 5/16-18 UNC X 5/8"	8	50,51	520114000	1	037-11-648	HHCS, 3/8-16 X 3" LG (FULL THREAD)	8	26,27	520107000	1
037-10-510	HHCS, 5/16-18 UNC X 5/8"	4	78,79,80	524510000	1	037-20-1452	HHCS, 7/8-14 UNF X 3.25 LG	2	56,57	520210000	1
037-10-512	HHCS, 5/16-18 UNC X 3/4"	1	54,55	520116000	1	037-20-1640	HHCS, 1-14 UNF X 2 1/2" LG	1	56,57	511260	4
037-10-520	HHCS, 5/16-18 UNC X 1-1/4"	4	50,51	520114000	1	037-50-408	BHCS, 1/4-20 X 1/2 LG	4	78,79,80	524510000	1
037-10-548	HHCS, 5/16-18 UNC X 3"	2	50,51	520114000	1	037-50-408	BHCS, 1/4-20 X 1/2 LG	8	28,29	520108000	1
037-10-616	HHCS, 3/8-16 X 1" LG	7	8,9,10	520102001	1	037-50-412	BHCS, 1/4-20 X 3/4 LG	73	78,79,80	524510000	1
037-10-616	HHCS, 3/8-16 X 1" LG	7	6,7	520102000	1	037-50-516	BHCS, 5/16-18 X 1" LG	8	86,87	524800000	1
037-10-628	HHCS, 3/8-16 X 1 1/2" LG.	8	56,57	520210000	1	037-50-612	BHCS, 3/8-16 UNC X .75" LG	2	56,57	520210000	1
037-10-632	HHCS, 3/8-16 X 2" LG.	2	12,13	520103000	1	037-50-612	BHCS, 3/8-16 UNC X .75" LG	24	76,77	524500000	1
037-10-824	HHCS, 1/2-13 X 1.5" LG	1	8,9,10	520102001	1	037-50-620	BHCS, 3/8-16 X 1.25 LG	8	82,83	52461000	1
037-10-824	HHCS, 1/2-13 X 1.5" LG	2	4,5	520101000	1	037-50-620	BHCS, 3/8-16 X 1.25 LG	8	82,83	524610000	1
037-10-824	HHCS, 1/2-13 X 1.5" LG	1	6,7	520102000	1	037-50-9804	BHCS, #8-32 X 1/4" LG	16	76,77	524500000	1
037-10-832	HHCS, 1/2-13 X 2" LG	4	16,17	520104001	1	037-50-9804	BHCS, #8-32 X 1/4" LG	4	82,83	52461000	1
037-10-832	HHCS, 1/2-13 X 2" LG	4	18,19	520104002	1	037-50-9804	BHCS, #8-32 X 1/4" LG	4	82,83	524610000	1
037-10-832	HHCS, 1/2-13 X 2" LG	4	20,21	520104003	1	037-90-520	SCREW,SQUARE HEAD 5/16-18	8	24,25	520106000	1
037-10-832	HHCS, 1/2-13 X 2" LG	4	14,15	520104000	1	038-10-808	SCREW, SET 1/4-20 X 1/2"	6	58,59	520220000	1
037-10-844	HHCS, 1/2-13 X 2-3/4"	4	16,17	520104001	1	038-10-9804	SCREW, SOCKET SET 8-32 X 1/4" LG	3	36,37	11030660	1
037-10-844	HHCS, 1/2-13 X 2-3/4"	4	18,19	520104002	1	038-21-9908	SCREW, SOCKET SET 10-32 UNF X 1/2" ,CONE POINT	2	30,31	11004003	1
037-10-844	HHCS, 1/2-13 X 2-3/4"	4	20,21	520104003	1	038-21-9908	SCREW, SOCKET SET 10-32 UNF X 1/2" ,CONE POINT	2	34,35	11004003	1



INDEX – NUMERICAL QUAD STACK™ SINGLE OSCILLATOR

PART	PART DESCRIPTION	QTY	PAGE	ASSEMBLY DWG	ASSY QTY	PART	PART DESCRIPTION	QTY	PAGE	ASSEMBLY DWG	ASSY QTY
038-22-404	SCREW, SOCKET SET 1/4-28 X 1/4" LG	24	4,5	520101000	1	080-10-4	WASHER, FLAT 1/4"	8	82,83	52461000	1
038-42-620	SCREW, SOCKET SET 3/8-24 X 1 1/4" LG.	4	8,9,10	520102001	1	080-10-4	WASHER, FLAT 1/4"	8	82,83	524610000	1
039-10-3	NUT, HEX #10-24 UNC	8	82,83	52461000	1	080-10-5	WASHER, FLAT 5/16"	8	86,87	524800000	1
039-10-3	NUT, HEX #10-24 UNC	8	82,83	524610000	1	080-10-6	WASHER, FLAT 3/8"	1	58,59	520220000	1
039-10-4	NUT, HEX 1/4-20 UNC	8	82,83	52461000	1	080-10-6	WASHER, FLAT 3/8"	22	72,73	524300000	1
039-10-4	NUT, HEX 1/4-20 UNC	8	82,83	524610000	1	080-10-6	WASHER, FLAT 3/8"	40	76,77	524500000	1
039-10-5	NUT, HEX 5/16-18	2	50,51	520114000	1	080-10-6	WASHER, FLAT 3/8"	2	78,79,80	524510000	1
039-10-5	NUT, HEX 5/16-18	2	56,57	11029741	2	080-10-6	WASHER, FLAT 3/8"	2	36,37	520108201	1
039-10-5	NUT, HEX 5/16-18	2	12,13	520103000	1	080-10-6	WASHER, FLAT 3/8"	4	8,9,10	520102001	1
039-10-5	NUT, HEX 5/16-18	8	24,25	520106000	1	080-10-6	WASHER, FLAT 3/8"	4	6,7	520102000	1
039-10-6	NUT, HEX 3/8-16 UNC	2	8,9,10	520102001	1	080-10-6	WASHER, FLAT 3/8"	2	12,13	520103000	1
039-10-6	NUT, HEX 3/8-16 UNC	2	6,7	520102000	1	080-10-6	WASHER, FLAT 3/8"	2	30,31	520108100	1
039-10-6	NUT, HEX 3/8-16 UNC	8	26,27	520107000	1	080-10-6	WASHER, FLAT 3/8"	2	34,35	520108200	1
039-11-10	NUT, HEX JAM 5/8-11 UNC	1	8,9,10	520102001	1	080-10-6	WASHER, FLAT 3/8"	2	32,33	520108101	1
039-11-10	NUT, HEX JAM 5/8-11 UNC	1	6,7	520102000	1	080-10-9	WASHER, FLAT 9/16"	2	46,47	520112200	1
039-11-6	NUT, HEX JAM 3/8-16	4	8,9,10	520102001	1	080-10-9	WASHER, FLAT 9/16"	2	44,45	520112100	1
039-12-4	NUT, JAM - NYLOC 1/4-20	24	74,75	524410000	1	080-20-4	WASHER, 1/4" FLAT SS	32	74,75	524410000	1
039-12-6	NUT, JAM - NYLOC 3/8-16	2	8,9,10	520102001	1	080-30-5	WASHER, 5/16" STUD	8	50,51	520114000	1
039-12-6	NUT, JAM - NYLOC 3/8-16	2	88	524910000	1	080-30-5	WASHER, 5/16" STUD	4	58,59	520220000	1
039-12-6	NUT, JAM - NYLOC 3/8-16	2	6,7	520102000	1	080-30-5	WASHER, 5/16" STUD	4	78,79,80	524510000	1
039-12-6	NUT, JAM - NYLOC 3/8-16	8	26,27	520107000	1	080-30-6	WASHER, 3/8" STUD	8	82,83	52461000	1
039-20-12	NUT, HEX 3/4-16 UNF	2	26,27	520107000	1	080-30-6	WASHER, 3/8" STUD	8	82,83	524610000	1
080-10-3	WASHER, FLAT #10	8	82,83	52461000	1	080-30-6	WASHER, 3/8" STUD	2	26,27	520107000	1
080-10-3	WASHER, FLAT #10	8	82,83	524610000	1	080-30-8	WASHER, 1/2" STUD	6	62,63	520320000	1
080-10-4	WASHER, FLAT 1/4"	99	78,79,80	524510000	1	080-30-8	WASHER, 1/2" STUD	4	16,17	520104001	1



INDEX – NUMERICAL QUAD STACK™ SINGLE OSCILLATOR

PART	PART DESCRIPTION	QTY	PAGE	ASSEMBLY DWG	ASSY QTY	PART	PART DESCRIPTION	QTY	PAGE	ASSEMBLY DWG	ASSY QTY
080-30-8	WASHER, 1/2" STUD	4	18,19	520104002	1	001073	BEARING, BALL 6006-2RSNR	2	48,49	520113000	1
080-30-8	WASHER, 1/2" STUD	4	20,21	520104003	1	001073	BEARING, BALL 6006-2RSNR	2	26,27	520107000	1
080-30-8	WASHER, 1/2" STUD	4	14,15	520104000	1	001074	BEARING, BALL #1630 DC OSCILLATOR WORM GEAR	4	30,31	520108100	1
080-40-12	WASHER, 3/4" CUT	2	26,27	520107000	1	001074	BEARING, BALL #1630 DC OSCILLATOR WORM GEAR	4	34,35	520108200	1
000304	KEY, WOODRUFF, 3/16 X 3/8	1	36,37	520108201	1	001075	BEARING, BALL 9101PP FAFNIR	2	46,47	520112200	1
001006	BEARING, BALL 1-3/4" UD X 3.3465 OD	3	4,5	520101000	1	001075	BEARING, BALL 9101PP FAFNIR	2	44,45	520112100	1
001009	BEARING, BALL ER-24	1	62,63	520320000	1	001078	BEARING, BALL IDLER	2	50,51	520114000	1
001009	BEARING, BALL ER-24	4	22,23	520105000	1	001089	BEARING, BALL 9101PP FAFNIR	2	54,55	520116000	1
001016	BEARING, BALL 1" ID X 2.0472 OD SEALMASTER	4	24,25	520106000	1	001101	BEARING, BALL 10 X 30 X 14.29 DOUBLE ROW	1	36,37	520108201	1
001016	BEARING, BALL 1" ID X 2.0472 OD SEALMASTER	4	26,27	520107000	1	001101	BEARING, BALL 10 X 30 X 14.29 DOUBLE ROW	1	32,33	520108101	1
001023	BEARING, BALL 1.5748" ID X 2.6772 OD C1	2	60,61	520310000	1	001104	BEARING, BALL 12 X 32 X 15.88 DOUBLE ROW	1	36,37	520108201	1
001041	BEARING, BALL RADIAL, 20 / 42 / 12 MM 1C	2	46,47	520112200	1	001104	BEARING, BALL 12 X 32 X 15.88 DOUBLE ROW	1	32,33	520108101	1
001041	BEARING, BALL RADIAL, 20 / 42 / 12 MM 1C	2	44,45	520112100	1	001106	BEARING, BALL #1630 DC, OSCILLATOR WORM GEAR	2	36,37	520108201	1
001054	BEARING, BALL LOW DRAG ER-16X (WEB GUIDE APPL. ONLY)	2	58,59	520220000	1	001106	BEARING, BALL #1630 DC OSCILLATOR WORM GEAR	2	32,33	520108101	1
001016	BEARING, BALL 1" ID X 2.0472 OD SEALMASTER	8	26,27	520107000	1	002031	INNER RACE	1	8,9,10	11012100	2
001016	BEARING, BALL 1" ID X 2.0472 OD SEALMASTER	4	38,39	520109000	1	002031	INNER RACE	1	8,9,10	11012150	2
001068	BEARING, BALL GUIDE ROLLER #RALO12NPP	2	46,47	11020710	1	002031	INNER RACE	2	8,9,10	11018550	2
001068	BEARING, BALL GUIDE ROLLER #RALO12NPP	4	56,57	520210000	1	002031	BEARING, ROLLER, INNER RACE, 1" ID X 1-1/4" OD SEAL	1	6,7	11012100	2
001068	BEARING, BALL GUIDE ROLLER #RALO12NPP	6	58,59	520220000	1	002031	BEARING, ROLLER, INNER RACE, 1" ID X 1-1/4" OD SEAL	1	6,7	11012150	2
001068	BEARING, BALL GUIDE ROLLER #RALO12NPP	4	38,39	520109000	1	002031	BEARING, ROLLER, INNER RACE, 1" ID X 1-1/4" OD SEAL	2	6,7	11018550	2
001068	BEARING, BALL GUIDE ROLLER #RALO12NPP	2	44,45	11020710	1	002031	BEARING, ROLLER, INNER RACE, 1" ID X 1-1/4" OD SEAL	4	28,29	520108000	1
001070	BEARING, BALL MITER GEAR - INDOOR #307PP	1	54,55	520116000	1	002045	BEARING, ROLLER, 2.375 I.D. X 3.066 O.D. X .438 SEAL	2	12,13	520103000	1
001071	BEARING, BALL 61909-2RS	4	28,29	520108000	1	002046	BEARING, ROLLER, 2.625 ID X 3.548 OD X .438" SEAL	2	8,9,10	520102001	1
001072	BEARING, BALL 6006-2RS	2	48,49	520113000	1	002046	BEARING, ROLLER, 2.625 ID X 3.548 OD X .438" SEAL	2	6,7	520102000	1
001072	BEARING, BALL 6006-2RS	2	26,27	520107000	1	002064	BEARING, ROLLER, OIL SEAL, 50.0 X 80.0 X 8.0	2	54,55	520116000	1



INDEX – NUMERICAL QUAD STACK™ SINGLE OSCILLATOR

PART	PART DESCRIPTION	QTY	PAGE	ASSEMBLY DWG	ASSY QTY	PART	PART DESCRIPTION	QTY	PAGE	ASSEMBLY DWG	ASSY QTY
002071	BEARING, ROLLER, LINEAR	1	36,37	520108201	1	032001	SET COLLAR 3/8"	1	72,73	11013360	2
002071	BEARING, ROLLER, LINEAR	1	32,33	520108101	1	032002	SET COLLAR, 3/4 X 1-1/4" - 1-HI	2	46,47	520112200	1
003010	BEARING, TAPER ROLLER #368 (TIMKEN)	4	8,9,10	520102001	1	032002	SET COLLAR, 3/4 X 1-1/4" - 1-HI	2	44,45	520112100	1
003010	BEARING, TAPER ROLLER #368 (TIMKEN)	4	6,7	520102000	1	032012	SET COLLAR, 1" Ø STEEL	1	58,59	11027960	1
003010	BEARING, TAPER ROLLER #368 (TIMKEN)	4	12,13	520103000	1	032012	SET COLLAR, 1" Ø STEEL	4	24,25	520106000	1
005001	WASHER, THRUST (TRB-1220)	2	12,13	520103000	1	032018	SET COLLAR - HALF	1	4,5	11006850	1
005001	WASHER, THRUST (TRA-1220)	1	30,31	520108100	1	032034	SET COLLAR, 1-1/2 X 2-3/8 SPLIT	4	38,39	520109000	1
005001	WASHER, THRUST (TRA-1220)	1	34,35	520108200	1	032034-01	SET COLLAR, 1-1/2 X 2-3/8 SPLIT	1	38,39	032034	4
005004	WASHER, THRUST (TRB-1220)	1	30,31	520108100	1	032034-02	SET COLLAR, 1-1/2 X 2-3/8 SPLIT	1	38,39	032034	4
005004	WASHER, THRUST (TRB-1220)	1	34,35	520108200	1	032038	SET COLLAR, CLAMP CSC62	2	12,13	520103000	1
005006	WASHER, THRUST, .627 ID x 1.115 OD X .06 (BIN)	2	12,13	520103000	1	033032	KNOB	2	72,73	524300000	1
005007	WASHER, 1/2 ID X .927 OD	16	8,9,10	520102001	1	035036	BOLT, SWING 3/8-16 X 3	8	26,27	520107000	1
005036	WASHER, THRUST .50 ID X .937 OD.	8	8,9,10	520102001	1	035063	BOLT, EYE	2	8,9,10	520102001	1
006019	PILLOW BLOCK 1-1.2" DIAMETER CENTERLOCK	2	62,63	520320000	1	035063	BOLT, EYE	2	6,7	520102000	1
010016	BUSHING, BRONZE	1	8,9,10	11018260	2	035065	BOLT, SWING 5/8-11 X 4-3/4"	1	8,9,10	11018360	1
010016	BUSHING, BRONZE	1	6,7	11018260	3	035065	BOLT, SWING 5/8-11 X 4-3/4"	1	6,7	11018360	1
011033	BUSHING, OILITE 1.000 ID X 1.125 OD X 1.00 LG	2	58,59	520220000	1	040055	MOTOR, BRUSH 1/4" HP	1	50,51	520114000	1
011091	BUSHING, OILITE	4	12,13	520103000	1	040055	MOTOR, BRUSH 1/4" HP	1	78,79,80	524510000	1
011092	BUSHING, OILITE	4	40,41	520110000	1	040057	MOTOR, BRUSH 1/4" HP	1	50,51	520114000	1
021058	COMPRESSION SPRING	4	38,39	520109000	1	040107	MOTOR, DAYTON, 4Z724	1	22,23	11001250	1
021060	COMPRESSION SPRING	16	74,75	524410000	1	040107	MOTOR, DAYTON, 4Z724	1	22,23	11001300	1
030016	SNAP RING, 1-3/16 EXTERNAL	6	48,49	520113000	1	040108	MOTOR, GEAR, DAMPENER DRIVE	2	48,49	520113000	1
031088	PIN, DOWEL -1/2" Ø X 1 1/4" LG.	2	8,9,10	11008731	1	040117	MOTOR, GEAR (1LRB2)	1	58,59	520220000	1
031088	PIN, DOWEL -1/2" Ø X 1 1/4" LG.	2	8,9,10	11008741	1	041076	SWITCH, SAFETY - MINARIK	1	72,73	11013290	2
031101	ROLL PIN, 1/8" DIAMETER	16	74,75	524410000	1	041091	SWITCH, MICRO	1	82,83	52461000	1



INDEX – NUMERICAL QUAD STACK™ SINGLE OSCILLATOR

PART	PART DESCRIPTION	QTY	PAGE	ASSEMBLY DWG	ASSY QTY	PART	PART DESCRIPTION	QTY	PAGE	ASSEMBLY DWG	ASSY QTY
041091	SWITCH, MICR	1	82,83	524610000	1	049004	ELECTRICAL CONTROLS, 2 POSITION MAINTAINED - NON-ILLUMINATED BLACK	1	86,87	524800000	1
041310	SENSOR (PZ-V31P)	2	58,59	520220000	1	049006	ELECTRICAL CONTROLS, 2 POSITION MAINTAINED ILLUMINATED GREEN	1	86,87	524800000	1
042901	POTENTIOMETER - 5KOHM w/SWITCH	16	86,87	524800000	1	049007	ELECTRICAL CONTROLS, GREEN PUSH BUTTOM ILLUMINATED	1	86,87	524800000	1
042905	KNOB, BIG	16	86,87	524800000	1	049010	ELECTRICAL CONTROLS, WHITE PUSH BUTTON NON-ILLUMINATED	7	86,87	524800000	1
046604	CONNECTOR, CORD 1/2" NPT	1	86,87	524800000	1	049016	ELECTRICAL CONTROLS, MOUNTING BASE WITH 1 N.O. CONTACT	8	86,87	524800000	1
046615	HOOD, HEAVY CONSOLE 32-PIN	4	86,87	524800000	1	049017	ELECTRICAL CONTROLS, MOUNTING BASE WITH 1 N.C. CONTACT	3	86,87	524800000	1
046619	INSERT, 16-PIN MALE 1-16	4	86,87	524800000	1	049020	ELECTRICAL CONTROLS, MOUNTING BASE WITH 24V LAMP & NO. CONTACT	2	86,87	524800000	1
046620	INSERT, 16-PIN MALE 17-32 HV	4	86,87	524800000	1	049024	ELECTRICAL CONTROLS, RED MUSHROOM PUSH BUTTON 40MM	3	86,87	524800000	1
046768	STRAIN RELIEF (HEYCO 5N-7)	2	58,59	520220000	1	050011	CLAMP, HOSE 3/4"	22	84,85	524710000	1
047507	ENCLOSURE, BUD CAST 8-3/4" X 5-3/4"	1	86,87	11046830	1	050158	VALVE, (MV608-6)	1	84,85	11021290	2
047507	ENCLOSURE, BUD CAST 8-3/4" X 5-3/4"	1	86,87	11047011	1	050159	FITTING, BRASS	1	84,85	11021290	2
047507	ENCLOSURE, BUD CAST 8-3/4" X 5-3/4"	1	86,87	11047021	2	050161	FITTING, WATER HOSE 1/4" NPT X 3/8"	10	78,79,80	524510000	1
047507	ENCLOSURE, BUD CAST 8-3/4" X 5-3/4"	1	86,87	11047031	1	050162	FITTING, HOSE 3/8 NPT X 3/8 BARBED	1	78,79,80	524510000	1
047507	ENCLOSURE, BUD CAST 8-3/4" X 5-3/4"	1	86,87	11047041	1	050163	FITTING, HOSE	5	78,79,80	524510000	1
047507	ENCLOSURE, BUD CAST 8-3/4" X 5-3/4"	1	86,87	11047071	2	050164	FITTING, ELBOW, MALE	5	78,79,80	524510000	1
047507	ENCLOSURE, BUD CAST 8-3/4" X 5-3/4"	1	86,87	11047081	1	050165	HOSE, OIL	9	78,79,80	524510000	1
048114	BARRIER STRIP	12	86,87	524800000	1	050172	FITTING, COUPLING, 1/4" NPT X 1/4"	4	78,79,80	11016402	1
048501	RECEPTICAL 4-PIN MALE WITH 12" LEAD	2	50,51	520114000	1	050179	FITTING, ELBOW	1	78,79,80	524510000	1
048501	RECEPTICAL 4-PIN MALE WITH 12" LEAD	1	74,75	11014720	1	050180	FITTING, ELBOW	1	78,79,80	524510000	1
048504	RECEPTICAL 3-PIN FEMALE	9	86,87	524800000	1	050189	FITTING, BRASS	1	84,85	11021852	6
048507	CABLE, 3-PIN MALE THREAD	2	22,23	520105000	1	050189	FITTING, BRASS	1	84,85	11021290	2
048521	RECEPTICAL, 4-PIN FEMALE WITH 12" LEAD	9	86,87	524800000	1	050202	PLUG, PIPE 3/8 NPT	2	56,57	520210000	1
048525	RECEPTICAL, 5-PIN FEMALE WITH 12" LEAD	2	86,87	524800000	1	050202	PLUG, PIPE 3/8 NPT	2	58,59	520220000	1
048922	STRAIN RELEIF - PG29	8	86,87	524800000	1	050202	PLUG, PIPE 3/8 NPT	2	88	524910000	1
048923	NUT, LOCK-ELECTRICAL	4	86,87	524800000	1	051025	FITTING, TUBE 1/8 NPT X 1/4	1	88	524910000	1



INDEX – NUMERICAL QUAD STACK™ SINGLE OSCILLATOR

PART	PART DESCRIPTION	QTY	PAGE	ASSEMBLY DWG	ASSY QTY	PART	PART DESCRIPTION	QTY	PAGE	ASSEMBLY DWG	ASSY QTY
051053	FITTING, CONNECTOR, 3/8 NPT X 1/2T 2H	2	88	524910000	1	051347	VALVE ASSEMBLY - MAC	1	88	524910000	1
051063	FITTING, HEX NIPPLE 1/4" NPT S.S.	4	78,79,80	524510000	1	051349	CYLINDER, AIR	1	8,9,10	11016150	1
051100	FITTING, FEMALE ELBOW 1/4" OD X 1/8" NPT	1	62,63	520320000	1	051349	CYLINDER, AIR	1	6,7	11016150	1
051103	FITTING, SWIVEL ELBOW, 3/8 NPT X 1/2T	1	88	524910000	1	051365	FITTING, ELBOW, MALE STUD, 1/4" BSPT AND 1/4" NPT	2	8,9,10	051321	1
051150	FITTING, SWIVEL ELBOW 1/8 NPT X 1/4T	1	88	524910000	1	051365	FITTING, ELBOW, MALE STUD, 1/4" BSPT AND 1/4" NPT	2	6,7	11016150	1
051234	FITTING, TEE 3/8 NPT X 3/8	1	88	524910000	1	052047	FITTING, NIPPLE, 1/8"NPT X 3/4" LG	1	62,63	520320000	1
051253	FITTING, SWIVEL ELBOW 3/8 NPT X 1/4T	1	88	524910000	1	052054	FITTING, NIPPLE, CLOSE 1/4" NPT BRASS	3	78,79,80	524510000	1
051255	FITTING, TEE 2"	1	74,75	524410000	1	052055	FITTING, NIPPLE, CLOSE 1/4" NPT BRASS	2	78,79,80	524510000	1
051255	FITTING, TEE 2"	1	74,75	11030100	3	052056	FITTING, BUSHING REDUCER 1/8 FNPT X 1/4 MNPT BRASS	1	78,79,80	524510000	1
051255	FITTING, TEE 2"	1	74,75	11030110	2	052058	FITTING, UNION, 2" DIA	1	74,75	524410000	1
051256	FITTING, ELBOW, 2" DIAMETER 90 DEGREE	1	74,75	11030080	1	052060	FITTING, BUSHING REDUCER 3/8" MNPT X 1/4" FNPT	2	78,79,80	524510000	1
051256	FITTING, ELBOW, 2" DIAMETER 90 DEGREE	1	74,75	11030090	1	052061	PUMP, GEAR	1	78,79,80	524510000	1
051293	FITTING, "Y" CONNECTOR 1/4 X 1/4 X 1/4	8	88	524910000	1	053001	FITTING, LUBE 1/4-28 STRAIGHT	7	4,5	520101000	1
051318	FITTING, ELBOW, MALE STUD 3109, BSPT & NPT THREAD DIA. 1/4" UBC C BOT 1/8"	2	40,41	11006520	2	053003	FITTING, LUBE 1/4-28, 45 DEGREE	9	4,5	520101000	1
051321	PIN, CLEVIS, AIR CYLINDER	1	8,9,10	11016150	1	053004	FITTING, LUBE 1/8" NPT, 45 DEGREE	4	4,5	520101000	1
051321-03	PARTS, AIR CYLINDER	2	8,9,10	051321	1	053097	SWITCH, OIL PRESSURE	1	78,79,80	524510000	1
051321-04	PARTS, AIR CYLINDER	1	8,9,10	051321	1	053100	FITTING, NEEDLE VALVE FLOW CONTROL 1/4 FNPT	1	78,79,80	524510000	1
051321	PIN, CLEVIS, AIR CYLINDER	1	6,7	11016150	1	053104	FITTING, MALE ELBOW	4	78,79,80	524510000	1
051321-03	PARTS, AIR CYLINDER	2	6,7	11016150	1	053116	FITTING, CROSS 1/4" NPT	4	78,79,80	524510000	1
051321-04	PARTS, AIR CYLINDER	1	6,7	11016150	1	053117	FITTING, MALE CONNECTOR 1/4" NPT	8	78,79,80	524510000	1
051324	CLEVIS, PISTON ROD ASSEMBLY	1	40,41	11006520	2	053118	FITTING, MALE TO FEMALE ELBOW 1/4" NPT	4	78,79,80	524510000	1
051325	VALVE, 2-WAY GOGGLE DE-TENTED 1/8 NPT	8	88	524910000	1	053119	TUBING, 1/4" Ø STEEL .035 w.	12	78,79,80	524510000	1
051326	RACK, "Y" CONNECTOR 1/4"	2	88	524910000	1	053121	FITTING, 1/4" FLOW CONTROL FF	4	78,79,80	524510000	1
051328	FILTER-REGULATOR-GAUGE FOR LUBRICATING CLUTCH ASSEMBLY	1	88	524910000	1	060022	BELT, TIMING 3/8 P X 3/4 W X 27" LG.	1	78,79,80	524510000	1
051335	MANIFOLD, CONTROL	1	88	524910000	1	060056	BELT, TIMING	2	50,51	520114000	1



INDEX – NUMERICAL QUAD STACK™ SINGLE OSCILLATOR

PART	PART DESCRIPTION	QTY	PAGE	ASSEMBLY DWG	ASSY QTY	PART	PART DESCRIPTION	QTY	PAGE	ASSEMBLY DWG	ASSY QTY
060077	BELT, TIMING SLAVE	1	60,61	520310000	1	076480	CASTING - DRAIN	1	84,85	11021320	1
060078	BELT, TIMING POLYCHAIN (NOT SHOWN)	1	62,63	520320000	1	076490	CASTING - TOP HANGER	1	38,39	11006150	4
061025	PULLEY,TIMING BELT 12T X 3/8P X 3/4W 2N	1	50,51	822170	2	076500	CASTING - LOWER HANGER	1	38,39	11006250	1
061025	PULLEY,TIMING BELT 12T X 3/8P X 3/4W 2N	1	78,79,80	822170	1	076510	CASTING - CAP	1	12,13	11010300	1
061069	PULLEY, DRIVE - 14LO75	1	46,47	11022130	1	076629	FLAME CUT, SIDE PLATE	1	4,5	11030820	1
061069	PULLEY, DRIVE - 14LO75	1	44,45	11022130	1	090007	BLANKET, 8850-3C DAYCO , 22-3/4	2	6,7	520102000	1
061075	PULLEY	2	60,61	520310000	1	090024	BUSHING, DRILL 1/4" Ø	2	82,83	11047600	1
062046	BUSHING, TAPER	1	62,63	520320000	1	090024	BUSHING, DRILL 1/4" Ø	2	82,83	11047600	1
062050	BUSHING, TAPER SD 1-3/4	2	60,61	520310000	2	090024	BUSHING, DRILL 1/4" Ø	2	82,83	11047600	1
062050	BUSHING, TAPER SD 1-3/4	1	60,61	062050	2	090024	BUSHING, DRILL 1/4" Ø	2	82,83	11047600	1
067051	GEAR, BOSTON #HLSK118Y-R	1	4,5	11006850	1	090188	KEENSERT 3/8-16	8	56,57	11077770	1
067052	GEAR, BOSTON #HLSK118Y-R	1	54,55	11007851	1	090188	KEENSERT 3/8-16	8	58,59	11047770	2
067079	GEAR, WORM - BOSTON H1618	1	36,37	520108201	1	090385	BLANKET, NARROW GAP LOCK-UP	2	8,9,10	520102001	1
067079	GEAR, WORM - BOSTON H1618	1	30,31	520108100	1	090406	BRUSH, 7/8" ID	1	46,47	520112200	1
067079	GEAR, WORM - BOSTON H1618	1	34,35	520108200	1	090406	BRUSH, 7/8" ID	1	44,45	520112100	1
067079	GEAR, WORM - BOSTON H1618	1	32,33	520108101	1	090408	STRAINER, HYDRALIC SUCTION 1/2 NPT	1	78,79,80	524510000	1
067080	GEAR, WORM - BOSTON DB1610	1	36,37	11030670	1	090409	O-RING	2	84,85	11021852	6
067080	GEAR, WORM - BOSTON DB1610	1	30,31	11003852	1	090409	O-RING	2	84,85	11021290	2
067080	GEAR, WORM - BOSTON DB1610	1	34,35	11003852	1	090418	BLOWER	1	74,75	11014720	1
068051	CLUTCH, AIR 5H 45 1-1/2" BORE	1	62,63	520320000	1	090421	FILTER	1	74,75	11014690	1
069011	IDLER SHAFT, 1" DIAMETER 4-1/8" LG	1	62,63	520320000	1	090423	WIRE CLOTH	1	74,75	11014680	1
069029	IDLER PULLEY	1	62,63	520320000	1	090765	STUD, 3/8-16 X 1.88 LG	4	4,5	520101000	1
072940	FLAME CUT, SIDE PLATE	1	4,5	11030310	1	090765	STUD, 3/8-16 X 1.88 LG	4	26,27	520107000	1
076260	CASTING - DRIVE MOUNT	1	62,63	11029560	1	090766	CATCH, GRAB (DOOR)	2	82,83	52461000	1
076480	CASTING - DRAIN	1	84,85	11021310	1	090766	CATCH, GRAB (DOOR)	2	82,83	524610000	1



INDEX – NUMERICAL QUAD STACK™ SINGLE OSCILLATOR

PART	PART DESCRIPTION	QTY	PAGE	ASSEMBLY DWG	ASSY QTY	PART	PART DESCRIPTION	QTY	PAGE	ASSEMBLY DWG	ASSY QTY
090771	HANDLE, 3" GOLD	8	76,77	524500000	1	11000280	TUBE, CUP-TO-CUP	6	84,85	524710000	1
090778	NUT, JAM 3/8-16 WITH PATCH	4	24,25	520106000	1	11000290	CUP, PAN TUBE	8	84,85	524710000	1
090779	SCREW, PHILLIPS PAN HEAD 6-32 X 3/8" LG SELF-TAPPING	6	72,73	524300000	1	11000300	NARROW GAP BLANKET CYL.	1	8,9,10	11008731	1
511260	BOLT, LEVELING	4	56,57	520210000	1	11000310	NARROW GAP BLANKET CYL.	1	8,9,10	11008741	1
511490	ROLLER CORE	1	58,59	520220000	1	11000400	SPACER, ROLLER	4	26,27	520107000	1
511490	ROLLER CORE	1	26,27	514640	2	11000410	SPACER, ROLLER 1/2" LONG	4	26,27	520107000	1
511490	ROLLER CORE	1	38,39	514640	2	11000420	SPACER, INK MOUNTING	4	38,39	520109000	1
512141	BAR, BLANKET RETAINING	2	6,7	520102000	1	11000550	SPACER, INK MOUNTING	4	38,39	520109000	1
514091	KEY, INK FOUNTAIN	70	18,19	520104002	1	11000650	ROLLER, INK	2	38,39	520109000	1
514091	KEY, INK FOUNTAIN	70	14,15	520104000	1	11000650-01	ROLLER, 25-30 DURO RUBBER	1	38,39	11000650	2
514370	ROLLER, INK TRANSFER ASSEMBLY	2	26,27	520107000	1	11000670	ROLLER 2-3/8" DIAMETER, WATER	1	46,47	11020710	1
511490	ROLLER CORE	1	26,27	514370	2	11000670	ROLLER 2-3/8" DIAMETER, WATER	1	44,45	11020710	1
514640	ROLLER, INK FORM 2-7/8 DIAMETER	2	26,27	520107000	1	11000810	SHAFT, TRANSFER ROLL	4	26,27	520107000	1
514640	ROLLER, INK FORM 2-7/8 DIAMETER	2	38,39	520109000	1	11000950	ROLLER, INK FOUNTAIN	2	22,23	520105000	1
517630	SPACER, MICRO SWITCH	1	82,83	524610000	1	11001000	END, SHORT INK FOUNTAIN ROLL	1	22,23	11000950	2
517630	SPACER, MICRO SWITCH	1	82,83	524610000	1	11001100	END, LONG INK FOUNTAIN ROLL	1	22,23	11000950	2
517640	SPACER, MICRO SWITCH	1	82,83	524610000	1	11001250	MOTOR, INK LEFT HAND	1	22,23	520105000	1
517640	SPACER, MICRO SWITCH	1	82,83	524610000	1	11001300	MOTOR, INK RIGHT HAND	1	22,23	520105000	1
822170	PULLEY, DRIVE - BRUSH ROLL	2	50,51	520114000	1	11001500	BLOCK, DROP FOUNTAIN	4	16,17	520104001	1
822170	PULLEY, DRIVE - BRUSH ROLL	1	78,79,80	524510000	1	11001500	BLOCK, DROP FOUNTAIN	4	18,19	520104002	1
900030	SHAFT, STIFFENER	1	58,59	520220000	1	11001500	BLOCK, DROP FOUNTAIN	4	20,21	520104003	1
1830330	CONDENSATION TUBE	1	88	524910000	1	11001500	BLOCK, DROP FOUNTAIN	4	14,15	520104000	1
1830360	CONDENSATION TUBE CLAMP	2	88	524910000	1	11001550	NUT, BARREL, DROP FOUNTAIN SWING BOLT HOLDING	4	16,17	520104001	1
2828150	SUPPORT, ROLLER	2	58,59	520220000	1	11001550	NUT, BARREL, DROP FOUNTAIN SWING BOLT HOLDING	4	18,19	520104002	1
11000150	COVER, INK FOUNTAIN	8	76,77	524500000	1	11001550	NUT, BARREL, DROP FOUNTAIN SWING BOLT HOLDING	4	20,21	520104003	1



INDEX – NUMERICAL QUAD STACK™ SINGLE OSCILLATOR

PART	PART DESCRIPTION	QTY	PAGE	ASSEMBLY DWG	ASSY QTY	PART	PART DESCRIPTION	QTY	PAGE	ASSEMBLY DWG	ASSY QTY
11001550	NUT, BARREL, DROP FOUNTAIN SWING BOLT HOLDING	4	14,15	520104000	1	11001900	CHEEK, INK FOUNTAIN	4	16,17	520104001	1
11001650	BAR, FOUNTIAN TIE	2	16,17	520104001	1	11001900	CHEEK, INK FOUNTAIN	4	18,19	520104002	1
11001650	BAR, FOUNTIAN TIE	2	18,19	520104002	1	11001900	CHEEK, INK FOUNTAIN	4	20,21	520104003	1
11001650	BAR, FOUNTIAN TIE	2	20,21	520104003	1	11001900	CHEEK, INK FOUNTAIN	4	14,15	520104000	1
11001650	BAR, FOUNTAIN TIE	2	14,15	520104000	1	11002000	FOUNTAIN END	4	16,17	520104001	1
11001670	NUT, FOUNTAIN TIE BAR	2	16,17	520104001	1	11002000	FOUNTAIN END	4	14,15	520104000	1
11001670	NUT, FOUNTAIN TIE BAR	2	18,19	520104002	1	11002010	FOUNTAIN END, SEGMENTED BLADE	4	18,19	520104002	1
11001670	NUT, FOUNTAIN TIE BAR	2	20,21	520104003	1	11002010	FOUNTAIN END, SEGMENTED BLADE	4	20,21	520104003	1
11001670	NUT, FOUNTAIN TIE BAR	2	14,15	520104000	1	11002211	PIVOT ARM, RIGHT HAND SKIMMER	2	24,25	520106000	1
11001700	CLAMP BAR, TOP OF INK FOUNTAIN BLADE	2	16,17	520104001	1	11002221	PIVOT ARM, LEFT HAND SKIMMER	2	24,25	520106000	1
11001700	CLAMP BAR, TOP OF INK FOUNTAIN BLADE	2	18,19	520104002	1	11002290	BOLT, WATER PAN	2	46,47	520112200	1
11001700	CLAMP BAR, TOP OF INK FOUNTAIN BLADE	2	20,21	520104003	1	11002290	BOLT, WATER PAN	2	44,45	520112100	1
11001700	CLAMP, BAR, TOP- INK FOUNTAIN BLADE	2	14,15	520104000	1	11002400	OSCILLATOR, LARGE	2	28,29	520108000	1
11001730	SPACER, INK FOUNTAIN, LOWER	2	18,19	520104002	1	11002502	PLUG, OSCILLATOR SIDE FRAME	2	28,29	520108000	1
11001730	SPACER, INK FOUNTAIN, LOWER	2	20,21	520104003	1	11002551	BUSHING, BRONZE - OSCILLATOR ROLL	2	28,29	520108000	1
11001750	CLAMP BAR, BOTTOM OF INK FOUNTAIN BLADE	2	16,17	520104001	1	11002600	END, SHORT	1	28,29	11002400	2
11001750	CLAMP, BAR, BOTTOM -INK FOUNTAIN BLADE	2	14,15	520104000	1	11002650	END, LONG	1	28,29	11002400	2
11001790	SEGMENTED BLADE, SGN OSCILL, 35 KEYS	2	18,19	520104002	1	11002700	TUBE	1	28,29	11002400	2
11001790	SEGMENTED BLADE, SGN OSCILL, 35 KEYS	2	20,21	520104003	1	11002750	GEAR, SIDE	2	28,29	520108000	1
11001800	BLADE, INK FOUNTAIN	2	16,17	520104001	1	11002801	HUB, OSCILLATOR GEAR	2	28,29	520108000	1
11001800	BLADE, INK FOUNTAIN	2	14,15	520104000	1	11002900	SLIDER, OSCILLATOR KEY	2	28,29	520108000	1
11001852	BASE, INK FOUNTAIN	2	16,17	520104001	1	11002950	GEAR, OSCILLATOR PAGE 1	1	28,29	520108000	1
11001852	BASE, INK FOUNTAIN	2	18,19	520104002	1	11003000	GEAR, OSCILLATOR PAGE 2	1	28,29	520108000	1
11001852	BASE, INK FOUNTAIN	2	20,21	520104003	1	11003220	INK LEVER KEY	70	16,17	520104001	1
11001852	BASE, INK FOUNTAIN	2	14,15	520104000	1	11003350	CLAMP, OSCILLATOR GEARBOX	1	36,37	520108201	1



INDEX – NUMERICAL QUAD STACK™ SINGLE OSCILLATOR

PART	PART DESCRIPTION	QTY	PAGE	ASSEMBLY DWG	ASSY QTY	PART	PART DESCRIPTION	QTY	PAGE	ASSEMBLY DWG	ASSY QTY
11003350	CLAMP, OSCILLATOR GEAR BOX	2	30,31	520108100	1	11004200	COVER, OSCILLATOR GEARBOX	1	36,37	520108201	1
11003350	CLAMP, OSCILLATOR GEAR BOX	2	34,35	520108200	1	11004200	COVER, OSCILLATOR GEAR	1	30,31	520108100	1
11003350	CLAMP, OSCILLATOR GEAR BOX	1	32,33	520108101	1	11004200	COVER, OSCILLATOR GEAR	1	34,35	520108200	1
11003400	SPACER	2	30,31	520108100	1	11004200	COVER, OSCILLATOR GEAR	1	32,33	520108101	1
11003400	SPACER	2	34,35	520108200	1	11004220	GASKET, GEAR BOX COVER	1	30,31	520108100	1
11003450	CAP, OSCILLATOR GEAR BOX	1	30,31	520108100	1	11004220	GASKET, GEAR BOX COVER	1	32,33	520108101	1
11003450	CAP, OSCILLATOR GEAR BOX	1	34,35	520108200	1	11004220	GASKET, GEAR BOX COVER	1	34,35	520108200	1
11003500	BOTTOM, OSCILLATOR GEAR BOX	1	30,31	520108100	1	11004220	GASKET, GEAR BOX COVER	1	36,37	520108201	1
11003500	BOTTOM, OSCILLATOR GEAR BOX	1	34,35	520108200	1	11004251	SHAFT, TRANSFER GEAR	2	26,27	520107000	1
11003600	SIDE, OSCILLATOR GEAR BOX	1	30,31	520108100	1	11004300	CLIP, TRANSFER BEARING	2	28,29	520108000	1
11003600	SIDE, OSCILLATOR GEAR BOX	1	34,35	520108200	1	11004350	SPACER, CLEEVE	2	26,27	520107000	1
11003650	OSCILLATOR GEAR BOX - LONG	1	30,31	520108100	1	11004500	POWER TRANSFER GEAR- LEFT HAND	1	26,27	520107000	1
11003650	OSCILLATOR GEAR BOX - LONG	1	34,35	520108200	1	11004550	POWER TRANSFER GEAR-RIGHT HAND	1	26,27	520107000	1
11003701	SLIDER, VERTICAL OSCILLATOR	1	30,31	520108100	1	11005150	ROLLER, TRANSFER	2	26,27	520107000	1
11003701	SLIDER, VERTICAL OSCILLATOR	1	34,35	520108200	1	11005200	GEAR, SMALL COPPER ROLLER-LEFT HAND	1	26,27	520107000	1
11003750	ANCHOR, OSCILLATOR GEAR BOX	1	34,35	520108200	1	11005250	GEAR, COPPER INK ROLLER-RIGHT HAND	1	26,27	520107000	1
11003852	GEAR, OSCILLATOR	1	30,31	11004003	1	11005352	SHAFT, INK SKIMMER	2	24,25	520106000	1
11003852	GEAR, OSCILLATOR	1	34,35	11004003	1	11005401	ROLLER, INK SKIMMER	2	24,25	520106000	1
11003901	SHAFT, OSCILLATOR GEAR	1	30,31	11004003	1	11005800	SHAFT - FORM ROLLER CAM	2	40,41	520110000	1
11003901	SHAFT, OSCILLATOR GEAR	1	34,35	11004003	1	11005850	CAM, FORM ROLLER	4	40,41	520110000	1
11004003	GEAR, WORM ASSEMBLY, OSCILLATOR	1	30,31	520108100	1	11005902	ARM, ACTUATOR	2	40,41	520110000	1
11004003	GEAR, WORM ASSEMBLY, OSCILLATOR	1	34,35	520108200	1	11006150	CASTING, MACHINED, TOP FORM ROLLER	4	38,39	520109000	1
11004050	SLIDER, VERTICAL OSCILLATOR	1	30,31	520108100	1	11006200	SCREW, HANGER BRACKET	8	38,39	520109000	1
11004050	SLIDER, VERTICAL OSCILLATOR	1	34,35	520108200	1	11006250	CASTING, MACHINED, LOWER HANGER	4	38,39	520109000	1
11004100	ANCHOR , OSCILLATOR GEAR BOX	1	30,31	520108100	1	11006300	SHAFT, FORM ROLLER	2	38,39	520109000	1



INDEX – NUMERICAL QUAD STACK™ SINGLE OSCILLATOR

PART	PART DESCRIPTION	QTY	PAGE	ASSEMBLY DWG	ASSY QTY	PART	PART DESCRIPTION	QTY	PAGE	ASSEMBLY DWG	ASSY QTY
11006310	SHAFT, FORM ROLLER	2	38,39	520109000	1	11008491	BEARER, BLANKET CYLINDER	2	8,9,10	11008731	1
11006350	WASHER, HANGER BRACKET	12	38,39	520109000	1	11008491	BEARER, BLANKET CYLINDER	2	8,9,10	11008741	1
11006520	CYLINDER 1-1/4" X 2" (122-DP)	2	40,41	520110000	1	11008581	SPUR GEAR	4	8,9,10	520102001	1
11006750	COVER, INK ROLLER	6	76,77	524500000	1	11008590	WORM, GEAR	4	8,9,10	520102001	1
11006760	STIFFENER, ROLLER COVER	12	76,77	524500000	1	11008621	CAP	4	8,9,10	520102001	1
11006801	BLOCK, LOWER COVER	4	56,57	520210000	1	11008672	BAR, LOCK-UP	2	8,9,10	520102001	1
11006850	GEAR, MITER, INPUT DRIVER	1	4,5	520101000	1	11008731	ASS'Y, NARROW GAP BLANKET CYL. P1	1	8,9,10	520102001	1
11006900	BLOCK, LINE SHAFT	1	4,5	520101000	1	11008741	ASS'Y, NARROW GAP BLANKET CYL. P2	1	8,9,10	520102001	1
11007000	SHAFT, MAIN LINE	1	4,5	520101000	1	11008750	SCREW, CIRCUMFERENTIAL.	2	12,13	520103000	1
11007201	SHAFT, STUB	1	60,61	520310000	3	11008760	SPACER	4	8,9,10	520102001	1
11007250	ROLLER, IDLER TIMING BELT	1	60,61	520310000	3	11008770	ROD, INSERT	4	8,9,10	520102001	1
11007301	ECCENTRIC, TIMING BELT	1	60,61	520310000	3	11008790	CAP, BAR LOCK-UP	4	8,9,10	520102001	1
11007500	COVER, LOWER INK TRAIN	2	76,77	524500000	1	11008800	NUT, CIRCUMFERENTIAL	2	12,13	520103000	1
11007600	COLLAR, CLAMP DRIVE SHAFT	1	4,5	520101000	1	11008850	SHAFT, CIRCUMFERENTIAL	2	12,13	520103000	1
11007751	STAND-OFF	2	54,55	520116000	1	11008950	BLANK, CIRCUMFERENTIAL YOKE	1	12,13	11009000	1
11007851	GEAR, INPUT PINION	1	54,55	520116000	1	11009000	YOKE, CIRCUMFERENTIAL	2	12,13	520103000	1
11007901	STAND-OFF (FOR INPUT SHAFT)	1	54,55	520116000	1	11009050	STUD, CIRCUMFERENTIAL YOKE	4	12,13	520103000	1
11007951	IDLER, PINION LH	1	54,55	520116000	1	11009100	SHOE, CIRCUMFERENTIAL SHIFT FORK	4	12,13	520103000	1
11008001	DRIVE, PINION RH	1	54,55	520116000	1	11009140	CYLINDER, BLANKET WITHOUT BEARERS	1	6,7	11009180	2
11008060	MOUNT, PINION SEAL	2	54,55	520116000	1	11009161	SHAFT, LARGE AIR CYLINDER	1	8,9,10	520102001	1
11008210	CYLINDER, L.H. PLATE	1	12,13	520103000	1	11009161	SHAFT, LARGE AIR CYLINDER	1	6,7	520102000	1
11008220	CYLINDER, R.H. PLATE	1	12,13	520103000	1	11009171	BRACKET, CYLINDER MOUNT	1	8,9,10	520102001	1
11008352	SPACER, MITER GEAR SHAFT	1	54,55	520116000	1	11009171	BRACKET, CYLINDER MOUNT	1	6,7	520102000	1
11008401	HOUSING, PLATE BEARING	1	54,55	520116000	1	11009180	CYLINDER, BLANKET AND BEARER ASSEMBLY	2	6,7	520102000	1
11008410	PLATE	1	54,55	11008401	1	11009350	WASHER, SPLINE CLAMP	2	8,9,10	520102001	1



INDEX – NUMERICAL QUAD STACK™ SINGLE OSCILLATOR

PART	PART DESCRIPTION	QTY	PAGE	ASSEMBLY DWG	ASSY QTY	PART	PART DESCRIPTION	QTY	PAGE	ASSEMBLY DWG	ASSY QTY
11009350	WASHER, SPLINE CLAMP	2	6,7	520102000	1	11010450	SLEEVE, PLATE CYLINDER BEARING	2	12,13	520103000	1
11009350	WASHER, SPLINE CLAMP	2	12,13	520103000	1	11010850	HUB, BLANKET CYL.	2	8,9,10	520102001	1
11009400	KEY, BLANKET CYLINDER	2	8,9,10	520102001	1	11010850	CYLINDER, BLANKET HUB	2	6,7	520102000	1
11009400	KEY, BLANKET CYLINDER	2	6,7	520102000	1	11010860	SPACER, BEARING	2	8,9,10	520102001	1
11009450	WASHER, PLATE CYLINDER	2	70,71	520370000	2	11010860	SPACER, BEARING	2	6,7	520102000	1
11009460	CAP, PLATE CYLINDER	2	68,69	520360000	2	11010900	CLAMP, BLANKET CYLINDER	2	64,65	520340000	2
11009500	SPLINE, PLATE CYLINDER, MALE	2	12,13	520103000	1	11010910	CLAMP, WIDE BLANKET CYLINDER	2	66,67	520350000	2
11009551	BLANK, PLATE CYLINDER. GEAR HUB	1	12,13	11009601	1	11010951	GEAR, BLANKET CYLINDER RH	1	64,65	520340000	2
11009601	SPLINE, PLATE CYLINDER. GEAR MOUNT	2	12,13	520103000	1	11010951	GEAR, BLANKET CYLINDER RH	1	66,67	520350000	2
11009650	GEAR, PLATE CYLINDER RH	1	68,69	520360000	2	11011001	GEAR, BLANKET CYLINDER LH	1	64,65	520340000	2
11009661	GEAR, PLATE CYLINDER RH	1	70,71	520370000	2	11011001	GEAR, BLANKET CYLINDER LH	1	66,67	520350000	2
11009671	GEAR, PLATE CYLINDER LH	1	70,71	520370000	2	11011020	SPACER, BLANKET GEAR	2	66,67	520350000	2
11009700	GEAR, PLATE CYLINDER LH	1	68,69	520360000	2	11011050	BLANKET CYLINDER ECC.	4	8,9,10	520102001	1
11009750	KEY, PLATE CYLINDER	2	12,13	520103000	1	11011050	CYLINDER, BLANKET ECCENTRIC	4	6,7	520102000	1
11009800	SIDE MOVEMENT, SIDE FRAME	2	12,13	520103000	1	11011250	BLANKET CYL. ECCENTRIC	1	8,9,10	520102001	1
11009900	BLOCK, BUSHING	2	12,13	520103000	1	11011250	CYLINDER, BLANKET ECCENTRIC	1	6,7	520102000	1
11009951	CAP, BEARING RETAINER	2	12,13	520103000	1	11011300	CYLINDER, BLANKET ECCENTRIC	1	8,9,10	520102001	1
11010050	SLEEVE, SIDE MOVEMENT	2	12,13	520103000	1	11011300	CYLINDER, BLANKET ECCENTRIC	1	6,7	520102000	1
11010101	SCREW, SIDE MOVEMENT	2	12,13	520103000	1	11011350	PIN, ECCENTRIC	8	8,9,10	520102001	1
11010150	WASHER, PLATE CYLINDER. BEARING	2	12,13	520103000	1	11011350	PIN, ECCENTRIC	8	6,7	520102000	1
11010201	CAP, PLATE CYLINDER P2	1	12,13	520103000	1	11011450	CLAMP, OUTER ECCENTRIC	7	8,9,10	520102001	1
11010210	CAP, PLATE CYLINDER. P1	1	12,13	520103000	1	11011450	CLAMP, OUTER ECCENTRIC	7	6,7	520102000	1
11010250	ECCENTRIC, SKEW ACTUATOR	2	12,13	520103000	1	11011520	SLEEVE, BLANKET CYLINDER O.S.	2	8,9,10	520102001	1
11010300	CAP, SIDE MOVEMENT	2	12,13	520103000	1	11011520	SLEEVE, BLANKET CYLINDER - OPERATOR SIDE	2	6,7	520102000	1
11010401	SIDE, MOVEMENT ACTUATOR	2	12,13	520103000	1	11011551	CLAMP, OIL SEAL	2	8,9,10	520102001	1



INDEX – NUMERICAL QUAD STACK™ SINGLE OSCILLATOR

PART	PART DESCRIPTION	QTY	PAGE	ASSEMBLY DWG	ASSY QTY	PART	PART DESCRIPTION	QTY	PAGE	ASSEMBLY DWG	ASSY QTY
11011551	CLAMP, OIL SEAL	2	6,7	520102000	1	11012751	WELDMENT, LEFT HAND DOOR	1	82,83	524610000	1
11011600	BLANKET CYL. ECCENTRIC	1	8,9,10	520102001	1	11012801	WELDMENT, RIGHT HAND DOOR	1	82,83	524610000	1
11011600	ECCENTRIC, BLANKET CYLINDER	1	6,7	520102000	1	11012801	WELDMENT, RIGHT HAND DOOR	1	82,83	524610000	1
11011650	ECCENTRIC, BLANKET CYLINDER	1	8,9,10	520102001	1	11012940	TUBE, WEB BREAK DETECTOR	1	58,59	520220000	1
11011650	ECCENTRIC, BLANKET CYLINDER	1	6,7	520102000	1	11012950	BRACKET, WEB BREAK SEE P/L 11012901A	2	58,59	520220000	1
11011700	CLIP, SIDE FRAME	2	12,13	520103000	1	11013071	GUARD, TOP TIMING BELT	5	72,73	524300000	1
11011750	CLAMP, BEARING PRELOAD	2	8,9,10	520102001	1	11013111	GUARD, BELT DRIVE	1	72,73	524300000	1
11011750	CLAMP, BEARING PRE-LOAD	2	6,7	520102000	1	11013120	GUARD, BACKING	1	72,73	524300000	1
11011800	TIMING DIAL, BLANKET CYLINDER	1	1	524000000	1	11013130	CAP, GUARD	3	72,73	524300000	1
11012010	COVER, PHENOLIC - CLEAR	2	78,79,80	524510000	1	11013290	SWITCH, INTERLOCK	2	72,73	524300000	1
11012040	COVER, PHENOLIC - CLEAR	2	78,79,80	524510000	1	11013360	SWITCH, HATCH	2	72,73	524300000	1
11012100	ECCENTRIC LINKAGE BLOCK R.H.	2	8,9,10	520102001	1	11013370	GUARD, CRANK - RH	1	72,73	524300000	1
11012100	ECCENTRIC LINKAGE BLOCK R.H.	2	6,7	520102000	1	11013380	GUARD, CRANK - LH	1	72,73	524300000	1
11012150	ECCENTRIC LINKAGE BLOCK L.H.	2	8,9,10	520102001	1	11013410	COVER, PHENOLIC - CLEAR	2	78,79,80	524510000	1
11012150	ECCENTRIC LINKAGE BLOCK L.H.	2	6,7	520102000	1	11013522	OIL TROUGH, GS - INSIDE	2	78,79,80	524510000	1
11012200	SCREW, TURNBUCKLE	2	8,9,10	520102001	1	11013560	GASKET, OIL TROUGH ,GS, INSIDE	2	78,79,80	524510000	1
11012200	SCREW, TURNBUCKLE	2	6,7	520102000	1	11013613	GUARD, OILBATH R.H. LWR.	3	78,79,80	524510000	1
11012400	BEARERS, BLANKET CYLINDER	2	6,7	11009180	2	11013622	GUARD, OILBATH, TOP L.H.	1	78,79,80	524510000	1
11012410	CLIP, LARGE BLACK	1	8,9,10	520102001	1	11013632	GUARD, OILBATH, TOP L.H.	1	78,79,80	524510000	1
11012410	CLIP, LARGE BLACK	1	6,7	520102000	1	11013672	GUARD, OILCATH, L.H., LWR	1	78,79,80	524510000	1
11012420	PIN, ANCHOR	2	8,9,10	520102001	1	11013690	GUARD, TOP CAP	1	78,79,80	524510000	1
11012420	PIN, ANCHOR	2	6,7	520102000	1	11013711	MOUNT, GUARD L.H.	1	78,79,80	524510000	1
11012552	PLATE, GEAR SIDE MACHINE	1	4,5	520101000	1	11013721	MOUNT, GUARD R.H.	1	78,79,80	524510000	1
11012652	FRAME, SIDE - OPERATOR SIDE, 22-3.4"	1	4,5	520101000	1	11013741	COVER, ACRYLIC	1	78,79,80	524510000	1
11012751	WELDMENT, LEFT HAND DOOR	1	82,83	524610000	1	11013860	PULLEY, 36L075, ALUM.	1	78,79,80	524510000	1



INDEX – NUMERICAL QUAD STACK™ SINGLE OSCILLATOR

PART	PART DESCRIPTION	QTY	PAGE	ASSEMBLY DWG	ASSY QTY	PART	PART DESCRIPTION	QTY	PAGE	ASSEMBLY DWG	ASSY QTY
11013871	GUARD, OILBATH, L.H., LWR	2	78,79,80	524510000	1	11016450	PAN, OIL -BOTTOM,	1	78,79,80	11016402	1
11013880	GUARD, OIL BATH, LH LOWER	2	78,79,80	52451000	1	11016460	PAN, OIL -SIDE	1	78,79,80	11016402	1
11013890	GUARD, OIL BATH, RH LOWER	3	78,79,80	52451000	1	11016470	PAN, OIL -BACK	1	78,79,80	11016402	1
11014531	FLANGE, 4"	2	74,75	524410000	1	11016550	BLOCK, OIL METERING	1	4,5	520101000	1
11014541	FLANGE, 2-1/8"	6	74,75	524410000	1	11016910	HOUSING, OIL FILTER	1	78,79,80	524510000	1
11014560	CONNECTION, TUBE - 8.625" OAL	1	74,75	11030080	1	11017001	LABEL, CONTROL - LEFT HAND DOOR	4	82,83	52461000	1
11014570	CONNECTION, TUBE - 7.75" OAL	1	74,75	11030090	1	11017001	LABEL, CONTROL - LEFT HAND DOOR	4	82,83	524610000	1
11014580	CONNECTION, TUBE - 6.50" OAL	1	74,75	11030100	3	11017051	LABEL, CONTROL - RIGHT HAND DOOR	4	82,83	52461000	1
11014590	TCONNECTION, TUBE - 5.75" OAL	1	74,75	11030110	2	11017051	LABEL, CONTROL - RIGHT HAND DOOR	4	82,83	524610000	1
11014600	MANIFOLD	1	74,75	524410000	1	11017351	PLATE, BEARING, LINE SHAFT	1	4,5	520101000	1
11014611	FLANGE, 1-1/2"	8	74,75	524410000	1	11017401	PLATE, BEARING, MAIN SHAFT SUPPORT	1	4,5	520101000	1
11014620	FILTER, WELDMENT	1	74,75	11014690	1	11017560	MOUNT, WATER CUP	2	4,5	520101000	1
11014630	FILTER, BASE	1	74,75	11014620	1	11018252	SHAFT, IMPRESSION	1	8,9,10	520102001	1
11014640	FILTER, COLLAR	1	74,75	11014620	1	11018252	SHAFT, IMPRESSION	1	6,7	520102000	1
11014650	SLEEVE, SPLIT	8	74,75	524410000	1	11018260	BUSHING, IMPRESSION SHAFT	2	8,9,10	520102001	1
11014660	LEVER	8	74,75	524410000	1	11018260	BUSHING, IMPRESSION SHAFT	3	6,7	520102000	1
11014670	BAFFLE	8	74,75	524410000	1	11018360	BOLT, SWING	1	8,9,10	520102001	1
11014680	WIRE CLOTH	1	74,75	11014690	1	11018360	BOLT, SWING	1	6,7	520102000	1
11014690	FILTER ASSEMBLY	1	74,75	524410000	1	11018550	ROD, ECCENTRIC LINKAGE	2	8,9,10	520102001	1
11014700	STIFFENER	2	74,75	524410000	1	11018550	ROD, ECCENTRIC LINKAGE	2	6,7	520102000	1
11014720	BLOWER, AIR PIPING SYSTEM	1	74,75	524410000	1	11018570	ROD, ECCENTRIC	1	8,9,10	11018550	2
11015953	PIN, MOUNTING	2	40,41	520110000	1	11018601	LINKAGE, ECCENTRIC	2	8,9,10	520102001	1
11016150	CYLINDER, AIR -IMPRESSION ASSEMBLY	1	8,9,10	520102001	1	11018601	LINKAGE, ECCENTRIC	2	6,7	520102000	1
11016150	CYLINDER, AIR -IMPRESSION ASSEMBLY	1	6,7	520102000	1	11018750	ROD, ECCENTRIC	1	6,7	11018550	2
11016402	PAN, OIL	1	78,79,80	524510000	1	11018900	BLOCK, IMPRESSION SHAFT	1	6,7	520102000	1



INDEX – NUMERICAL QUAD STACK™ SINGLE OSCILLATOR

PART	PART DESCRIPTION	QTY	PAGE	ASSEMBLY DWG	ASSY QTY	PART	PART DESCRIPTION	QTY	PAGE	ASSEMBLY DWG	ASSY QTY
11018920	BLOCK, IMPRESSION SHAFT	1	8,9,10	520102001	1	11019750	PAN, DAMPENER - DRAIN TUBE	1	42,43	11019600	1
11018930	BLOCK, LINKAGE TURNBUCKLE R.H.	1	8,9,10	11012100	2	11019910	BLOCK, DAMPENER GEAR SIDE, PAGE 2 & OPERATOR SIDE - PAGE 1	2	26,27	520107000	1
11018930	BLOCK, LINKAGE TURNBUCKLE - RIGHT HAND	1	6,7	11012100	2	11019920	BLOCK, DAMPENER, OPERATOR SIDE, PAGE 2 & GEAR SIDE - PAGE 1	2	26,27	520107000	1
11018940	BLOCK, LINKAGE TURNBUCKLE L.H.	1	8,9,10	11012150	2	11020050	STUD, FORM ROLLER HANGER MOUNTING	4	38,39	520109000	1
11018940	BLOCK, LINKAGE TURNBUCKLE - LEFT HAND	1	6,7	11012150	2	11020100	STUD, FORM ROLLER HANGER MOUNTING	4	38,39	520109000	1
11018950	PLATE, DAMPENER SIDE	1	46,47	520112200	1	11020260	WEAR STRIP, DAMPENER SHAFT	2	46,47	520112200	1
11018950	PLATE, DAMPENER SIDE	1	44,45	520112100	1	11020260	WEAR STRIP, DAMPENER SHAFT	2	44,45	520112100	1
11019000	PLATE, DAMPENER SIDE	1	46,47	520112200	1	11020552	DEFLECTOR	1	52,53	11020911	1
11019000	PLATE, DAMPENER SIDE	1	44,45	520112100	1	11020552	DEFLECTOR	1	52,53	11020911	32
11019201	ROLLER, PAN	1	46,47	520112200	1	11020600	BAFFLE, PIVOT PIN	1	52,53	11020911	1
11019201	ROLLER, PAN	1	44,45	520112100	1	11020600	BAFFLE, PIVOT PIN	1	52,53	11020911	32
11019250	ECCENTRIC, PAN ROLLER	2	46,47	520112200	1	11020610	SPACER	2	52,53	11020911	1
11019250	ECCENTRIC, PAN ROLLER	2	44,45	520112100	1	11020610	SPACER	2	52,53	11020911	32
11019451	SHAFT, BRUSH ROLLER	1	46,47	520112200	1	11020651	BAFFLE ASSEMBLY - PAGE 2	1	52,53	520115000	1
11019451	SHAFT, BRUSH ROLLER	1	44,45	520112100	1	11020660	BAFFLE ASSEMBLY - PAGE 1	1	52,53	520115000	1
11019500	COVER, DAMPENER PAGE 1	1	52,53	11020651	1	11020700	SHAFT, DAMPENER ROLLER	1	46,47	520112200	1
11019550	PAN, DAMPENER - LEFT HAND ASSEMBLY	1	40,41	520111000	1	11020700	SHAFT, DAMPENER ROLLER	1	44,45	520112100	1
11019600	PAN, DAMPENER - RIGHT HAND ASSEMBLY	1	42,43	520111000	1	11020710	ROLLER, DAMPENER ASSEMBLY-2-3/8" DIA	1	46,47	520112200	1
11019650	PAN, BOTTOM - RIGHT HAND	1	42,43	11019600	1	11020710	ROLLER, DAMPENER ASSEMBLY-2-3/8" DIA	1	44,45	520112100	1
11019660	PAN, BOTTOM - LEFT HAND	1	40,41	11019550	1	11020911	BAFFLE, DAMPENER SPRAY ASSEMBLY	32	52,53	11020651	1
11019670	PLATE, END	2	40,41	11019550	1	11020911	BAFFLE, DAMPENER SPRAY ASSEMBLY	32	52,53	11020660	1
11019670	PLATE, END	2	42,43	11019600	1	11020920	BRACKET, "U"	1	52,53	11020920	1
11019700	SHIELD, RIPPLE	1	40,41	11019550	1	11020920	BRACKET, "U"	1	52,53	11020911	32
11019700	SHIELD, RIPPLE	1	42,43	11019600	1	11020960	COVER, DAMPENER - PAGE 2	1	52,53	11020660	1
11019750	PAN, DAMPENER - DRAIN TUBE	1	40,41	11019550	1	11021122	COVER, PUMP DRIVE	1	78,79,80	524510000	1



INDEX – NUMERICAL QUAD STACK™ SINGLE OSCILLATOR

PART	PART DESCRIPTION	QTY	PAGE	ASSEMBLY DWG	ASSY QTY	PART	PART DESCRIPTION	QTY	PAGE	ASSEMBLY DWG	ASSY QTY
11021290	DRAIN / FILL ASSEMBLY	2	84,85	524710000	1	11022140	BRACKET, IDLER, RIGHT HAND	1	14,15	520104000	1
11021310	CASTING - MACHINED DRAIN	1	84,85	11021852	6	11022240	KEEPER, INK KEY	2	18,19	520104002	1
11021320	CASTING - UPPER FILL DRAIN	1	84,85	11021290	2	11022240	KEEPER, INK KEY	2	14,15	520104000	1
11021350	GEAR, PAN ROLLER	1	46,47	520112200	1	11022262	DRAIN, STANDPIPE	1	84,85	11021852	6
11021350	GEAR, PAN ROLLER	1	44,45	520112100	1	11022262	DRAIN, STANDPIPE	1	84,85	11021290	2
11021400	SHAFT, PAN ROLLER MOTOR	2	48,49	520113000	1	11022272	DRAIN, OUTLET	1	84,85	11021852	6
11021450	GEAR, PAN ROLLER MOTOR	2	48,49	520113000	1	11022272	DRAIN, OUTLET	1	84,85	11021290	2
11021500	PLATE, PAN ROLLER DRIVE	2	48,49	520113000	1	11022410	FRAME, BASE - FLAME-CUT	1	56,57	11022420	1
11021550	KEY, PAN ROLLER DRIVE	2	48,49	520113000	1	11022410	FRAME, BASE - FLAME-CUT	1	56,57	11022430	1
11021852	DRAIN ASSEMBLY	6	84,85	524710000	1	11022420	FRAME, SIDE BASE G.S.	1	56,57	520210000	1
11022011	BRACKET, PIVOT MOUNT	2	4,5	520101000	1	11022430	FRAME, SIDE BASE O.S.	1	56,57	520210000	1
11022020	MOUNT, MOTOR	2	50,51	520114000	1	11022451	BRACE - FLAME-CUT	1	56,57	11022451	2
11022030	BRACKET, IDLER L.H.	1	16,17	520104001	1	11022501	BRACE, STEP - O.S.	2	56,57	520210000	1
11022030	BRACKET, IDLER L.H.	1	18,19	520104002	1	11022653	STEP ASSEMBLY - WELDMENT	1	56,57	520210000	1
11022030	BRACKET, IDLER L.H.	1	20,21	520104003	1	11022670	PLATE, STEP SKIRT	1	56,57	11022653	1
11022030	BRACKET, IDLER L.H.	1	14,15	520104000	1	11022680	PLATE, STEP	1	56,57	11022653	1
11022040	PIVOT, MOTOR MOUNT	2	50,51	520114000	1	11022750	SHAFT, WEB GUIDE ROLLER	2	56,57	520210000	1
11022081	GUARD, BRUSH DAMPENER - LEFT HAND	1	50,51	520114000	1	11022750	SHAFT, WEB GUIDE ROLLER	2	58,59	520220000	1
11022091	GUARD, BRUSH DAMPENER - RIGHT HAND	1	50,51	520114000	1	11022800	ROLLER, WEB GUIDE	1	46,47	11000670	1
11022120	PIN, IDLER	2	50,51	520114000	1	11022800	ROLLER, WEB GUIDE	2	56,57	520210000	1
11022130	PULLEY, BRUSH DRIVE	1	46,47	520112200	1	11022800	ROLLER, WEB GUIDE	3	58,59	520220000	1
11022130	PULLEY, BRUSH DRIVE	1	44,45	520112100	1	11022800	ROLLER, WEB GUIDE	1	38,39	11000650	2
11022140	BRACKET, IDLER R.H.	1	16,17	520104001	1	11022800	ROLLER, WEB GUIDE	1	44,45	11000670	1
11022140	BRACKET, IDLER R.H.	1	18,19	520104002	1	11023160	WASHER, INK SKIMMER	4	24,25	520106000	1
11022140	BRACKET, IDLER R.H.	1	20,21	520104003	1	11023850	STIFFENER, SIDE FRAME	1	56,57	520210000	1



INDEX – NUMERICAL QUAD STACK™ SINGLE OSCILLATOR

PART	PART DESCRIPTION	QTY	PAGE	ASSEMBLY DWG	ASSY QTY	PART	PART DESCRIPTION	QTY	PAGE	ASSEMBLY DWG	ASSY QTY
11023950	FLAME CUT	1	56,57	11023850	1	11029090	BAR, MOUNT	1	56,57	11029741	2
11023960	FLAME-CUT	1	56,57	11023970	1	11029410	BRACKET, TOP ROLLER	2	58,59	520220000	1
11023970	STIFFENER, BASE FRAME	1	56,57	520210000	1	11029520	BRACKET, IDLER MOUNT	1	62,63	520320000	1
11023980	STIFFENER, FLAME CUT	1	56,57	11023990	1	11029530	BRACKET, IDLER	1	62,63	520320000	1
11023990	STIFFENER, BASE FRAME	1	56,57	520210000	1	11029560	BASE, MODULAR DRIVE	1	62,63	520320000	1
11025250	TIE BASE / MOD. PLATE	1	4,5	520101000	1	11029610	ADAPTER, 5H45	1	62,63	520320000	1
11027960	COMPENSATOR POINTER - WELDMENT	1	58,59	520220000	1	11029620	BLANK, 42T, 8MM PULLEY	1	62,63	520320000	1
11027970	POINTER, COMPENSATOR	1	58,59	11027960	1	11029630	RETAINER, AIR CLUTCH	1	62,63	520320000	1
11028250	RAIL, TOP UNIT, STEEL	1	58,59	520220000	1	11029650	PULLEY, 58T, 8MM	1	62,63	520320000	1
11028250	RAIL, TOP UNIT, STEEL	1	58,59	11028260	1	11029680	FLANGE, 42T PULLEY	1	62,63	520320000	1
11028260	RAIL , UNIT TOP, OPERATOR SIDE	1	58,59	520220000	1	11029720	SHAFT, 5H45	1	62,63	520320000	1
11028301	PLATE, COMPENSATOR	2	58,59	520220000	1	11029741	SUPPORT, ELECTRICAL BOX	2	56,57	520210000	1
11028321	COUPLING, MOTORIZED COMPENSATOR	1	58,59	11028520	1	11029930	PAD, LEVELING, SELECT WITH 2511410 AS REQ'D.	4	56,57	520210000	1
11028341	PLATE, MOUNTING - MOTORIZED COMPENSATOR	1	58,59	520220000	1	11029980	KEY, HANDWHEEL	2	1	524000000	1
11028360	NUT, SWIVEL - MOTORIZED COMPENSATOR	1	58,59	520220000	1	11030060	GUARD, CIRCUMFERENTIAL SHAFT - PAGE 2	1	12,13	520103000	1
11028371	ROD, THREADED, MOTORIZED COMPENSATOR	1	58,59	11028520	1	11030070	GUARD, CIRCUMFERENTIAL SHAFT - PAGE 1	1	12,13	520103000	1
11028380	PAD, MOTOR MOUNT	3	58,59	520220000	1	11030080	TUBE, AIR, RIGHT BOTTOM	1	74,75	524410000	1
11028400	SHAFT, COMPENSATOR ROLLER	1	58,59	520220000	1	11030090	TUBE, AIR, LEFT BOTTOM	1	74,75	524410000	1
11028450	SHAFT, COMPENSATOR PIVOT	1	58,59	520220000	1	11030100	TUBE, AIR, CENTER & RIGHT	3	74,75	524410000	1
11028500	ARM, COMPENSATOR ADJUSTMENT	1	58,59	520220000	1	11030110	TUBE, AIR, TOP RIGHT	2	74,75	524410000	1
11028520	ROD, THREADED ASSEMBLY	1	58,59	520220000	1	11030141	WELDMENT, COVER - TOP SKIRT	1	58,59	520220000	1
11028550	ARM, COMPENSATOR ROLLER	2	58,59	520220000	1	11030310	PLATE, PERIFERY	1	4,5	11012552	1
11028580	INDICATOR, COMPENSATOR	1	58,59	520220000	1	11030480	LABEL, IMPRESSION	1	86,87	524800000	1
11029070	TUBE, SUPPORT	1	56,57	11029741	2	11030490	LABEL, FORMS	1	86,87	524800000	1
11029080	BAR, STIFFENER	1	56,57	11029741	2	11030530	BRACKET, MOUNTING	2	82,83	52461000	1



INDEX – NUMERICAL QUAD STACK™ SINGLE OSCILLATOR

PART	PART DESCRIPTION	QTY	PAGE	ASSEMBLY DWG	ASSY QTY	PART	PART DESCRIPTION	QTY	PAGE	ASSEMBLY DWG	ASSY QTY
11030530	BRACKET, MOUNTING	2	82,83	524610000	1	11046830	COVER	1	86,87	524800000	1
11030540	BRACKET, MOUNTING	2	82,83	52461000	1	11046870	LABEL, FORMS - LEFT DOOR	1	82,83	52461000	1
11030540	BRACKET, MOUNTING	2	82,83	524610000	1	11046870	LABEL, FORMS - LEFT DOOR	1	82,83	524610000	1
11030560	MOUNT, WEB BREAK DETECTOR	2	58,59	520220000	1	11046880	LABEL, FORMS - RIGHT DOOR	1	82,83	52461000	1
11030570	CLAMP, WEB BREAK DETECTOR	2	58,59	520220000	1	11046880	LABEL, FORMS - RIGHT DOOR	1	82,83	524610000	1
11030610	MOUNT, OSCILLATOR	1	36,37	520108201	1	11046890	PAN, OIL	1	78,79,80	524510000	1
11030610	MOUNT, OSCILLATOR	1	32,33	520108101	1	11047011	COVER, TOP - PAGE 2	1	86,87	524800000	1
11030620	MOUNT, OSCILLATOR - PAGE 1	1	32,33	520108101	1	11047021	COVER, PAGE 2	2	86,87	524800000	1
11030630	MOUNT, OSCILLATOR - PAGE 2	1	36,37	520108201	1	11047031	COVER, 2 - PAGE 2	1	86,87	524800000	1
11030650	SHAFT	1	36,37	520108201	1	11047041	COVER, TOP - PAGE 1	1	86,87	524800000	1
11030650	SHAFT	1	32,33	520108101	1	11047071	COVER,PAGE 1	2	86,87	524800000	1
11030660	GEAR, WORM & DRIVE PINION ASSEMBLY	1	36,37	520108201	1	11047081	COVER, 2 - PAGE 1	1	86,87	524800000	1
11030660	GEAR, WORM & DRIVE PINION ASSEMBLY	1	32,33	520108101	1	11047101	TUBE, WIREWAY - OPERATOR SIDE PAGE 2	1	86,87	11047161	1
11030670	GEAR, WORM	1	36,37	11030660	1	11047141	CAP, END	2	86,87	11047161	1
11030680	ECCENTRIC	1	36,37	11030660	1	11047141	CAP, END	2	86,87	11047171	1
11030690	GUIDE, SLIDE	1	36,37	520108201	1	11047161	WELDMENT, WIREWAY - PAGE 2	1	86,87	524800000	1
11030690	GUIDE, SLIDE	1	32,33	520108101	1	11047171	WELDMENT, WIREWAY - PAGE 1	1	86,87	524800000	1
11030700	MOUNT, OSCILLATOR BEARING - PAGE 1	1	32,33	520108101	1	11047231	HINGE PIVOT P2	1	82,83	11047251	2
11030720	MOUNT, BEARING	1	36,37	520108201	1	11047231	HINGE PIVOT P2	1	82,83	11047251	2
11030720	MOUNT, BEARING	1	32,33	520108101	1	11047241	HINGE PIVOT P1	1	82,83	11047261	2
11030730	SPACER, SHORT	1	36,37	520108201	1	11047241	HINGE PIVOT P1	1	82,83	11047261	2
11030730	SPACER, SHORT	1	32,33	520108101	1	11047251	PIVOT, P2 ASSEMBLY	2	82,83	52461000	1
11030740	SPACER, LONG	1	36,37	520108201	1	11047251	PIVOT, P2 ASSEMBLY	2	82,83	524610000	1
11030740	SPACER, LONG	1	32,33	520108101	1	11047261	PIVOT, P1 ASSEMBLY	2	82,83	52461000	1
11030820	PLATE, PERIFERY	1	4,5	11012652	1	11047261	PIVOT, P1 ASSEMBLY	2	82,83	524610000	1



INDEX – NUMERICAL QUAD STACK™ SINGLE OSCILLATOR

PART	PART DESCRIPTION	QTY	PAGE	ASSEMBLY DWG	ASSY QTY	PART	PART DESCRIPTION	QTY	PAGE	ASSEMBLY DWG	ASSY QTY
11047270	LABEL, SPEED - PAGE 1	4	86,87	524800000	1	11047600	HINGE TUBE, WELDMENT	1	82,83	11012801	1
11047280	LABEL, SPEED - PAGE 1	4	86,87	524800000	1	11047610	HINGE TUBE	1	82,83	11047600	1
11047320	LABEL, INCH	7	86,87	524800000	1	11047610	HINGE TUBE	1	82,83	11047600	1
11047330	LABEL, CLUTCH	1	86,87	524800000	1	11047610	HINGE TUBE	1	82,83	11047600	1
11047340	LOGO, "W"	1	82,83	52461000	1	11047610	HINGE TUBE	1	82,83	11047600	1
11047340	LOGO, "W"	1	82,83	524610000	1	11047620	TUBE, PLUG	2	82,83	11047600	1
11047501	DOOR SKIN, LEFT	1	82,83	11012751	1	11047620	TUBE, PLUG	2	82,83	11047600	1
11047501	DOOR SKIN, LEFT	1	82,83	11012751	1	11047620	TUBE, PLUG	2	82,83	11047600	1
11047511	DOOR SKIN, RIGHT	1	82,83	11012801	1	11047620	TUBE, PLUG	2	82,83	11047600	1
11047511	DOOR SKIN, RIGHT	1	82,83	11012801	1	11047650	SKIRT, TOP	1	58,59	11047650	1
11047541	STIFFENER - LEFT	5	82,83	11012751	1	11047660	COVER, TOP - LID	1	58,59	11047650	1
11047541	STIFFENER - LEFT	1	82,83	11012801	1	11047680	SKIRT, BOTTOM	1	58,59	11047650	1
11047541	STIFFENER - LEFT	5	82,83	11012751	1	11047690	COVER, FRONT	1	58,59	11047650	1
11047541	STIFFENER - LEFT	1	82,83	11012801	1	11047720	MOUNT, DOOR SWITCH	2	82,83	52461000	1
11047551	STIFFENER - RIGHT	1	82,83	11012751	1	11047720	MOUNT, DOOR SWITCH	2	82,83	524610000	1
11047551	STIFFENER - RIGHT	5	82,83	11012801	1	11047730	MOUNT, TOP CAP	2	58,59	11047650	1
11047551	STIFFENER - RIGHT	1	82,83	11012751	1	11047740	MOUNT, CENTER	1	58,59	11047650	1
11047551	STIFFENER - RIGHT	5	82,83	11012801	1	11047750	PIN, PIVOT	1	82,83	11047251	2
11047580	CAP, TOP, LEFT HAND DOOR	1	82,83	11012751	1	11047750	PIN, PIVOT	1	82,83	11047261	2
11047580	CAP, TOP, LEFT HAND DOOR	1	82,83	11012751	1	11047750	PIN, PIVOT	1	82,83	11047251	2
11047590	CAP, TOP, RIGHT HAND DOOR	1	82,83	11012801	1	11047750	PIN, PIVOT	1	82,83	11047261	2
11047590	CAP, TOP, RIGHT HAND DOOR	1	82,83	11012801	1	11047760	BLOCK, HINGE	1	56,57	11047770	2
11047600	HINGE TUBE, WELDMENT	1	82,83	11012751	1	11047760	BLOCK, HINGE	1	58,59	11047770	2
11047600	HINGE TUBE, WELDMENT	1	82,83	11012801	1	11047770	BLOCK, HINGE ASSEMBLY	2	56,57	520210000	1
11047600	HINGE TUBE, WELDMENT	1	82,83	11012751	1	11047770	BLOCK, HINGE ASSEMBLY	2	58,59	520220000	1



INDEX – NUMERICAL QUAD STACK™ SINGLE OSCILLATOR

PART	PART DESCRIPTION	QTY	PAGE	ASSEMBLY DWG	ASSY QTY	PART	PART DESCRIPTION	QTY	PAGE	ASSEMBLY DWG	ASSY QTY
11047780	TOP	1	82,83	11012751	1	520109000	FORM ROLLER ASSEMBLY	1	2,3, 38,39	520100000	4
11047780	TOP	1	82,83	11012801	1	520110000	SHAFT, ON / OFF IMPRESSION	1	2,3, 40,41	520100000	4
11047780	TOP	1	82,83	11012751	1	520111000	WATER PAN ASSEMBLY	1	2,3, 42,43	520100000	4
11047780	TOP	1	82,83	11012801	1	520112100	BRUSH MODULE ASSEMBLY - PAGE 1	1	2,3, 44,45	520100000	4
11047790	CONDUIT	1	82,83	11012801	1	520112200	BRUSH MODULE ASSEMBLY - PAGE 2	1	2,3, 46,47	520100000	4
11047790	CONDUIT	1	82,83	11012801	1	520113000	WATER DRIVE ASSEMBLY	1	2,3,48,49	520100000	4
11047870	SPACER, HINGE BLOCK	2	82,83	52461000	1	520114000	BRUSH DRIVE ASSEMBLY	1	2,3,50,51	520100000	4
11047870	SPACER, HINGE BLOCK	2	82,83	524610000	1	520115000	GUARDS, WATER ADJUSTMENT	1	2,3,52,53	520100000	4
520100000	SINGLE DECK ASSEMBLY- QS	4	1,2,3	524000000	1	520116000	PINIONS, INPUT AND IDLER	1	2,3,54,55	520100000	4
520101000	FRAME ASSEMBLY - SINGLE OSCILLATOR	1	2,3	520100000	4	520210000	BASE FRAME ASSEMBLY - STANDARD	1	1,56,57	524000000	1
520102000	BLANKET CYLINDER ASSEMBLY	1	2,3	520100000	4	520220000	FRAME TOP ASSEMBLY	1	1,58,59	524000000	1
520102001	NARROW GAP, BLANKET CYLINDER-OPTION	1	8,9,10	520100000	4	520310000	DRIVE ASSEMBLY - DECK TO DECK	3	1,60,61	524000000	1
520103000	PLATE CYLINDER ASSEMBLY	1	2,3	520100000	4	520320000	DRIVE ASSEMBLY - BASE TO DECK	1	1,62,63	524000000	1
520104000	INK FOUNTAIN ASSEMBLY	1	2,3	520100000	4	520340000	DRIVE ASSEMBLY - BLANKET CYLINDER - DECK 1	2	1,64,65	524000000	1
520104001	INK FOUNTAIN WITH LEVER KEYS	1	16,17	520100000	4	520350000	DRIVE ASSEMBLY - BLANKET CYLINDER - DECK 2	2	1,67,68	524000000	1
520104002	INK FOUNTAIN ASSEMBLY WITH SEGMENTED BLADES-OPTION	1	18,19	520100000	4	520360000	DRIVE ASSEMBLY PLATE CYLINDER - DECK 1	2	1,68,69	524000000	1
520104003	INK FOUNTAIN ASSEMBLY WITH SEGMENTED BLADES & EPG-OPTION	1	20,21	520100000	4	520370000	DRIVE ASSEMBLY PLATE CYLINDER - DECK 2	2	1,70,71	524000000	1
520105000	INK FOUNTAIN ROLLER ASSEMBLY	1	2,3	520100000	4	524300000	DRIVE GUARD ASSEMBLY	1	1,72,73	524000000	1
520106000	INK SKIMMER ASSEMBLY	1	2,3	520100000	4	524410000	HEAT REMOVAL SYSTEM	1	1,74,75	524000000	1
520107000	INK TRANSFER ROLLERS	1	2,3	520100000	4	524500000	GUARDS, INK TRAIN ASSEMBLY - 4 HIGH	1	1,76,77	524000000	1
520108000	OSCILLATOR ROLLER ASSEMBLY	1	2,3	520100000	4	524510000	LUBRICATION SYSTEM ASSEMBLY	1	1,78,79,80	524000000	1
520108100	OSCILLATOR MECHANISM ASSEMBLY	1	2,3	520100000	4	524610000	STANDARD OPERATOR DOORS	1	1,82,82	524000000	1
520108101	OSCILLATOR MECHANISM - PAGE 1 - NEW	1	32,33	520108000	0	524710000	WATER SYSTEM, SINGLE OSCILLATOR - 4 HIGH	1	1,84,85	524000000	1
520108200	OSCILLATOR MECHANISM ASSEMBLY	1	2,3, 34,35	520100000	4	524800000	SPEED CONTROLLERS - STANDARD	1	1,86,87	524000000	1
520108201	OSCILLATOR MECHANISM - PAGE 2 - NEW	1	36,37	520108000	0	524910000	PNEUMATIC ASSEMBLY - 4 HI	1	1,88	524000000	1